



US00D844856S

(12) **United States Design Patent**  
**Karau**

(10) **Patent No.:** **US D844,856 S**

(45) **Date of Patent:** **\*\* Apr. 2, 2019**

(54) **PAVER**

(71) Applicant: **PAVESTONE, LLC**, Atlanta, GA (US)

(72) Inventor: **William H. Karau**, Southlake, TX (US)

(73) Assignee: **PAVESTONE, LLC**, Atlanta, GA (US)

(\*\*) Term: **15 Years**

(21) Appl. No.: **29/609,697**

(22) Filed: **Jul. 4, 2017**

**Related U.S. Application Data**

(62) Division of application No. 29/543,176, filed on Oct. 21, 2015, now Pat. No. Des. 791,346.

(51) **LOC (11) Cl.** ..... **25-01**

(52) **U.S. Cl.**  
USPC ..... **D25/113**

(58) **Field of Classification Search**  
USPC ..... D21/484-491, 499-504; D25/102-118,  
D25/136, 138, 140, 151-153, 156-162,  
D25/164; 52/503-505, 574, 575,  
52/596-612; 404/27-42; 405/16, 284,  
405/286

CPC ... E01C 5/00; E01C 5/005; E01C 5/06; E01C  
15/00; E01C 2201/16; E04F 13/147  
See application file for complete search history.

(56) **References Cited**

**U.S. PATENT DOCUMENTS**

D359,367 S *	6/1995	Ciccarello	.....	D25/113
D522,667 S *	6/2006	Castonguay	.....	D25/113
D536,058 S *	1/2007	Riccobene	.....	D25/113
D537,501 S *	2/2007	Riccobene	.....	D25/113
D537,959 S *	3/2007	Castonguay	.....	D25/113
D543,642 S *	5/2007	Castonguay	.....	D25/113
D550,375 S *	9/2007	Thomassen	.....	D25/112

D553,260 S *	10/2007	Castonguay	.....	D25/113
D578,658 S *	10/2008	Keys	.....	D25/113
D578,659 S *	10/2008	Keys	.....	D25/113
D578,660 S *	10/2008	Keys	.....	D25/113
D590,070 S *	4/2009	Castonguay	.....	D25/113
D590,071 S *	4/2009	Castonguay	.....	D25/113
D590,072 S *	4/2009	Castonguay	.....	D25/113
D602,173 S *	10/2009	Thomassen	.....	D25/113
D603,975 S *	11/2009	Thomassen	.....	D25/113
D620,616 S *	7/2010	Ciccarello	.....	D25/113
D620,617 S *	7/2010	Ciccarello	.....	D25/113
D622,872 S *	8/2010	Ciccarello	.....	D25/113
D624,202 S *	9/2010	Thomassen	.....	D25/113
D624,203 S *	9/2010	Thomassen	.....	D25/113

(Continued)

*Primary Examiner* — Leanne Was-Englehart

(74) *Attorney, Agent, or Firm* — Jackson Walker LLP;  
Christopher J. Rourk

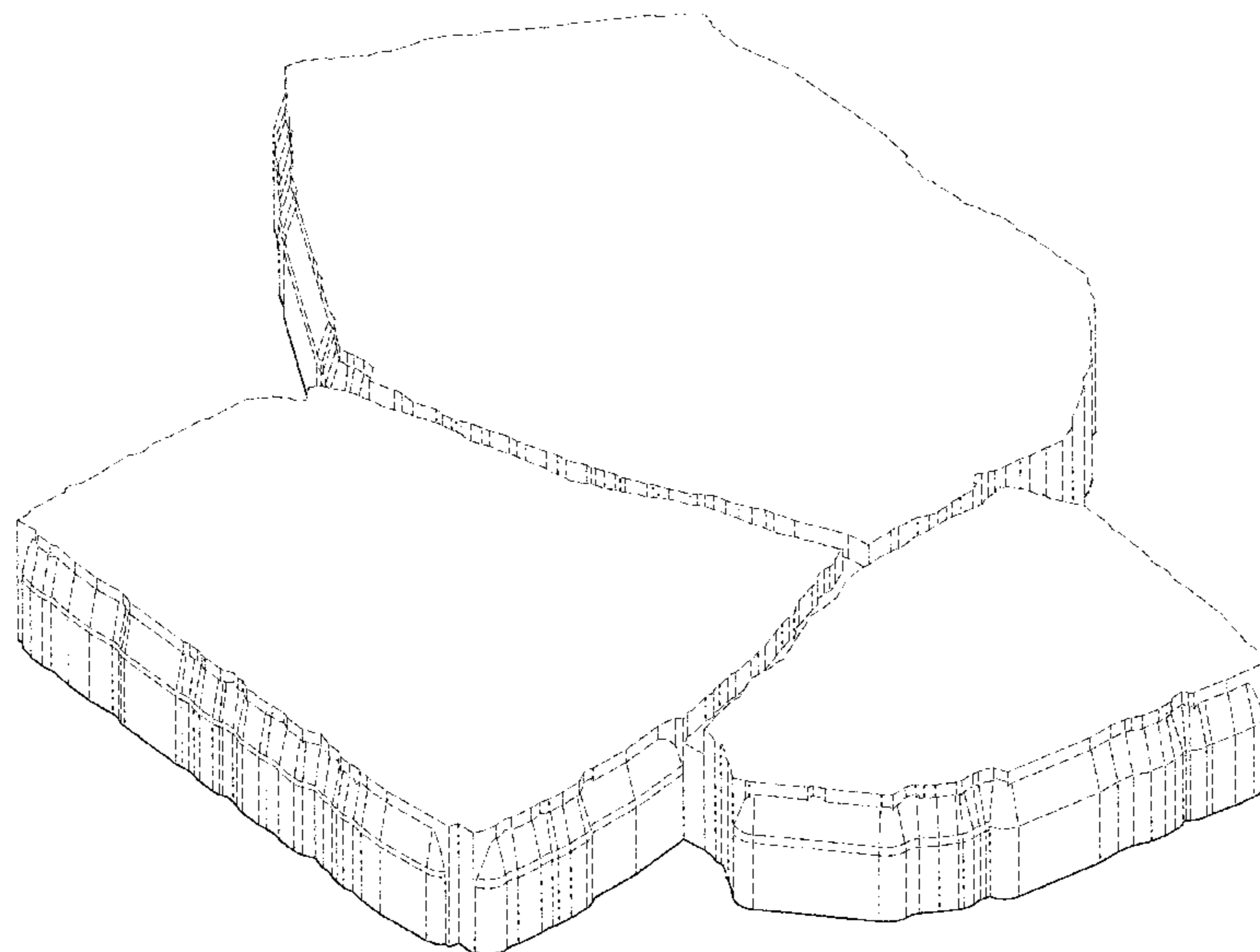
(57) **CLAIM**

The ornamental design for a paver, as shown and described.

**DESCRIPTION**

FIG. 1 shows a perspective view of a paver according to the present disclosure;  
 FIG. 2 shows a top view of the paver illustrated in FIG. 1;  
 FIG. 3 shows a bottom view of the paver illustrated in FIG. 1;  
 FIG. 4 shows a right side view of the paver illustrated in FIG. 1;  
 FIG. 5 shows a left side view of the paver illustrated in FIG. 1;  
 FIG. 6 shows a front view of the paver illustrated in FIG. 1; and,  
 FIG. 7 shows a rear view of the paver illustrated in FIG. 1.  
 The broken lines shown in the figures form part of the boundary of the claimed paver and are not part of the claimed ornamental design.

**1 Claim, 5 Drawing Sheets**



(56)

**References Cited**

## U.S. PATENT DOCUMENTS

D640,800	S	*	6/2011	Thomassen	.....	D25/113
D643,544	S	*	8/2011	Thomassen	.....	D25/113
D645,573	S	*	9/2011	Dallaire	.....	D25/113
D645,574	S	*	9/2011	Thomassen	.....	D25/113
8,011,152	B2	*	9/2011	Thomassen	.....	E01C 5/06 404/29
D646,400	S	*	10/2011	Harris	.....	D25/113
D660,982	S	*	5/2012	Thomassen	.....	D25/113
D690,437	S	*	9/2013	Burnquist	.....	D25/113
D695,915	S	*	12/2013	Dignard	.....	D25/113
D695,916	S	*	12/2013	Dignard	.....	D25/113
D695,917	S	*	12/2013	Dignard	.....	D25/113
D695,918	S	*	12/2013	Dignard	.....	D25/113
D695,919	S	*	12/2013	Dignard	.....	D25/113
D695,920	S	*	12/2013	Dignard	.....	D25/113
D695,921	S	*	12/2013	Dignard	.....	D25/113
D695,922	S	*	12/2013	Dignard	.....	D25/113
D736,952	S	*	8/2015	Thomassen	.....	D25/113
2010/0322709	A1	*	12/2010	Ciccarello	.....	E01C 5/06 404/41
2015/0176224	A1	*	6/2015	Dignard	.....	E01C 5/00 404/41
2017/0114504	A1	*	4/2017	Karau	.....	E01C 5/06

\* cited by examiner

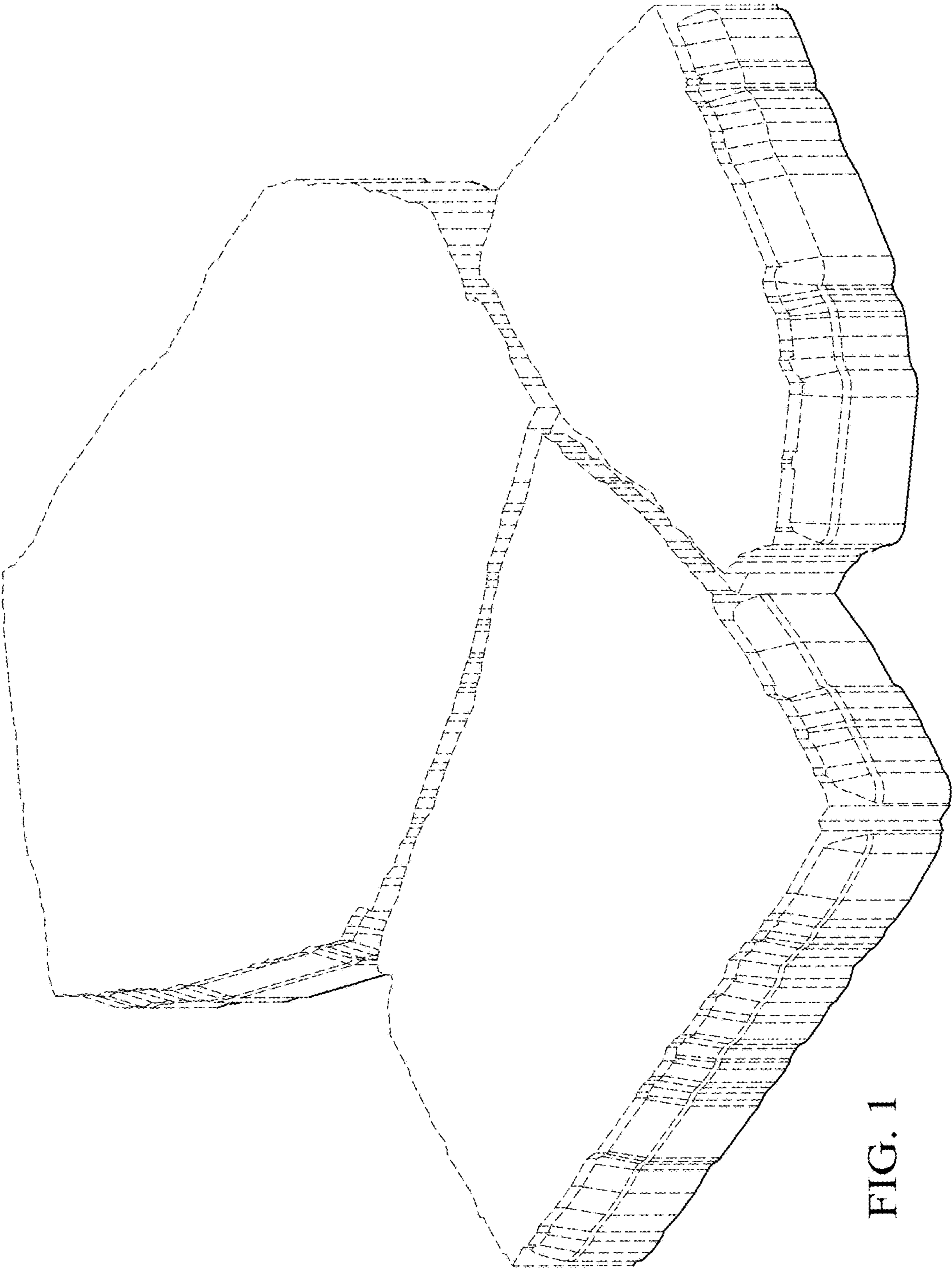


FIG. 1

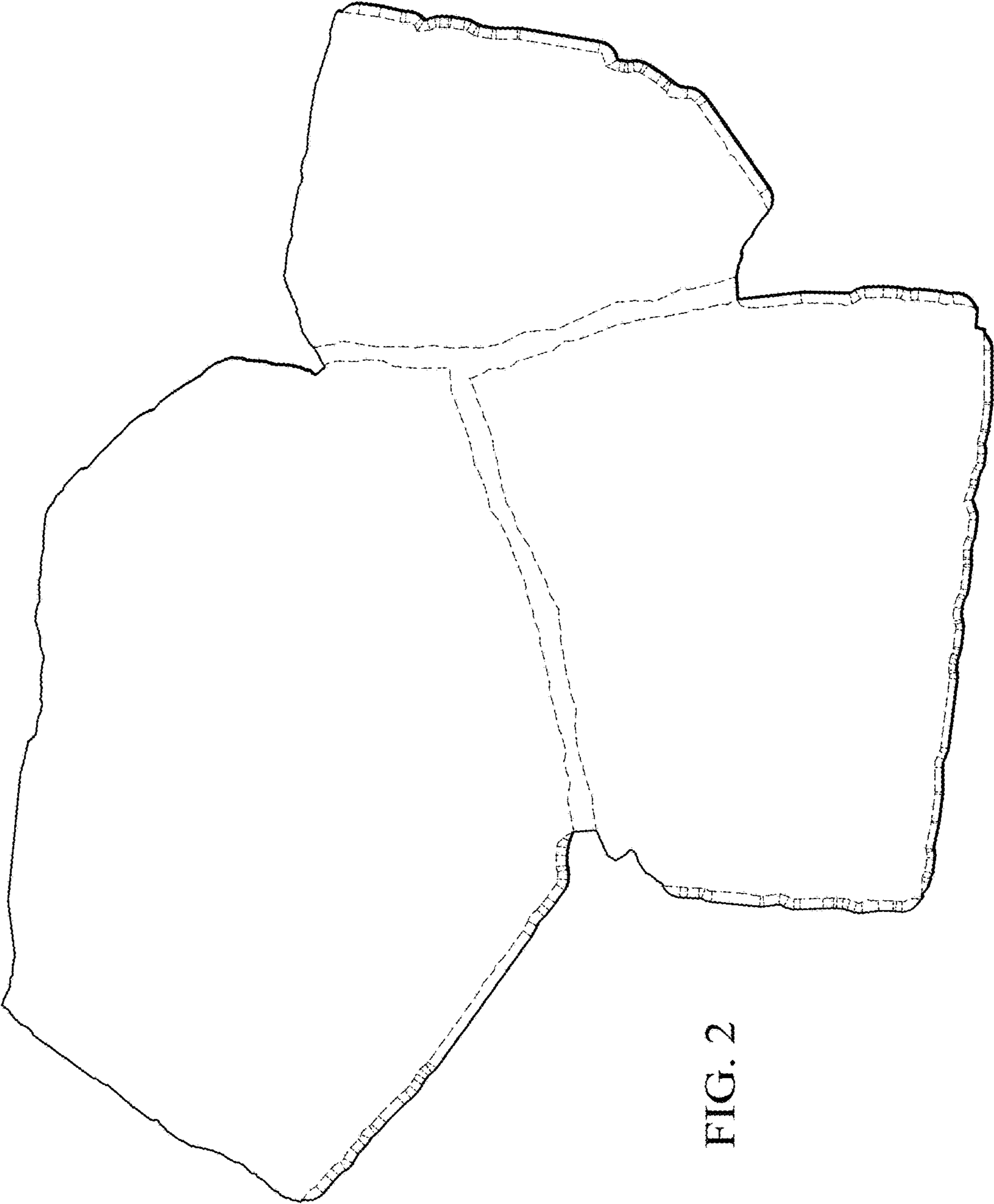


FIG. 2

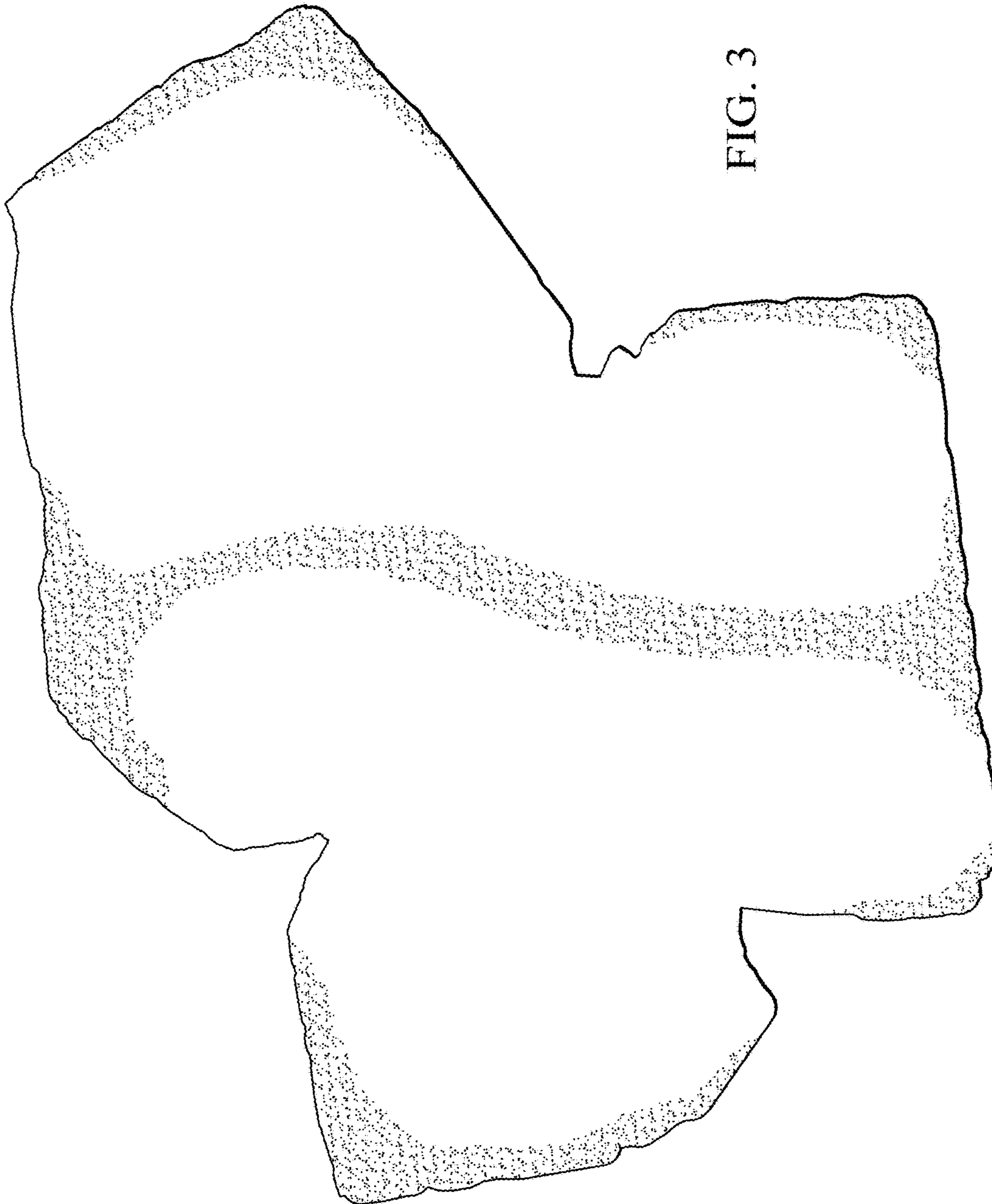


FIG. 3




FIG. 4

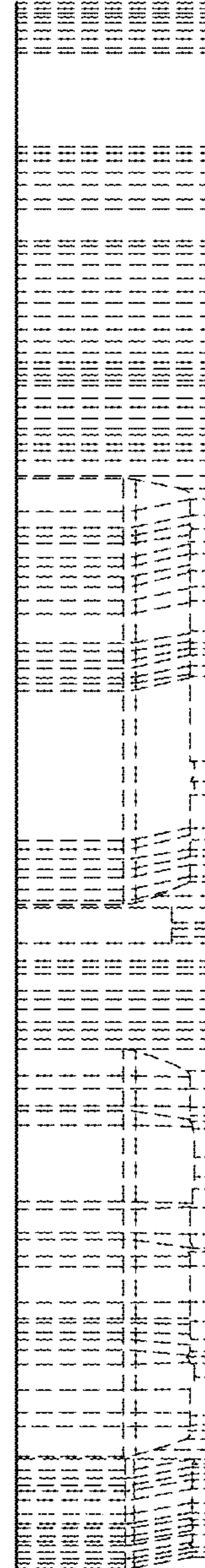


FIG. 5




FIG. 6




FIG. 7