

US00D844855S

(12) **United States Design Patent** (10) **Patent No.:** **US D844,855 S**  
**Dueck et al.** (45) **Date of Patent:** **\*\* Apr. 2, 2019**

(54) **CONCRETE PAVER SLAB**  
(71) Applicants: **Vernon John Dueck**, Vancouver (CA);  
**Alain Romeo Michaud**, Calgary (CA)  
(72) Inventors: **Vernon John Dueck**, Vancouver (CA);  
**Alain Romeo Michaud**, Calgary (CA)  
(\*\*) Term: **15 Years**

D685,928 S \* 7/2013 Kim ..... D25/157  
D693,946 S \* 11/2013 Kim ..... D25/157  
D701,326 S \* 3/2014 Riccobene ..... D25/113  
D705,455 S \* 5/2014 Choi ..... D25/151  
D705,954 S \* 5/2014 Choi ..... D25/151  
D705,955 S \* 5/2014 Choi ..... D25/151  
D705,956 S \* 5/2014 Choi ..... D25/151  
D725,795 S \* 3/2015 Riccobene ..... E01C 5/00  
D25/113  
D809,988 S \* 2/2018 Angel ..... D12/217  
2010/0068385 A1 \* 3/2010 Fernback ..... B32B 27/08  
427/256

(21) Appl. No.: **29/603,746**  
(22) Filed: **May 11, 2017**  
(51) **LOC (11) Cl.** ..... **25-01**  
(52) **U.S. Cl.**  
USPC ..... **D25/113**  
(58) **Field of Classification Search**  
USPC ..... D21/484-491, 499-504; D25/112-118,  
D25/138, 139, 140, 143, 144, 157-162  
CPC ..... E01C 5/00; E01C 2201/06; E04F 15/02;  
E04F 13/0873; E04F 13/147; E04F  
13/165; E04F 13/185  
See application file for complete search history.

**OTHER PUBLICATIONS**

<https://www.lowes.com/pd/Square-White-Patio-Stone-Connnon-23-in-x-23-in-Actual-23-3-in-x-23-3-in/3035622> Earliest Review Apr. 23, 2012 (Year: 2012).\*

(Continued)

*Primary Examiner* — Leanne Was-Englehart

(57) **CLAIM**

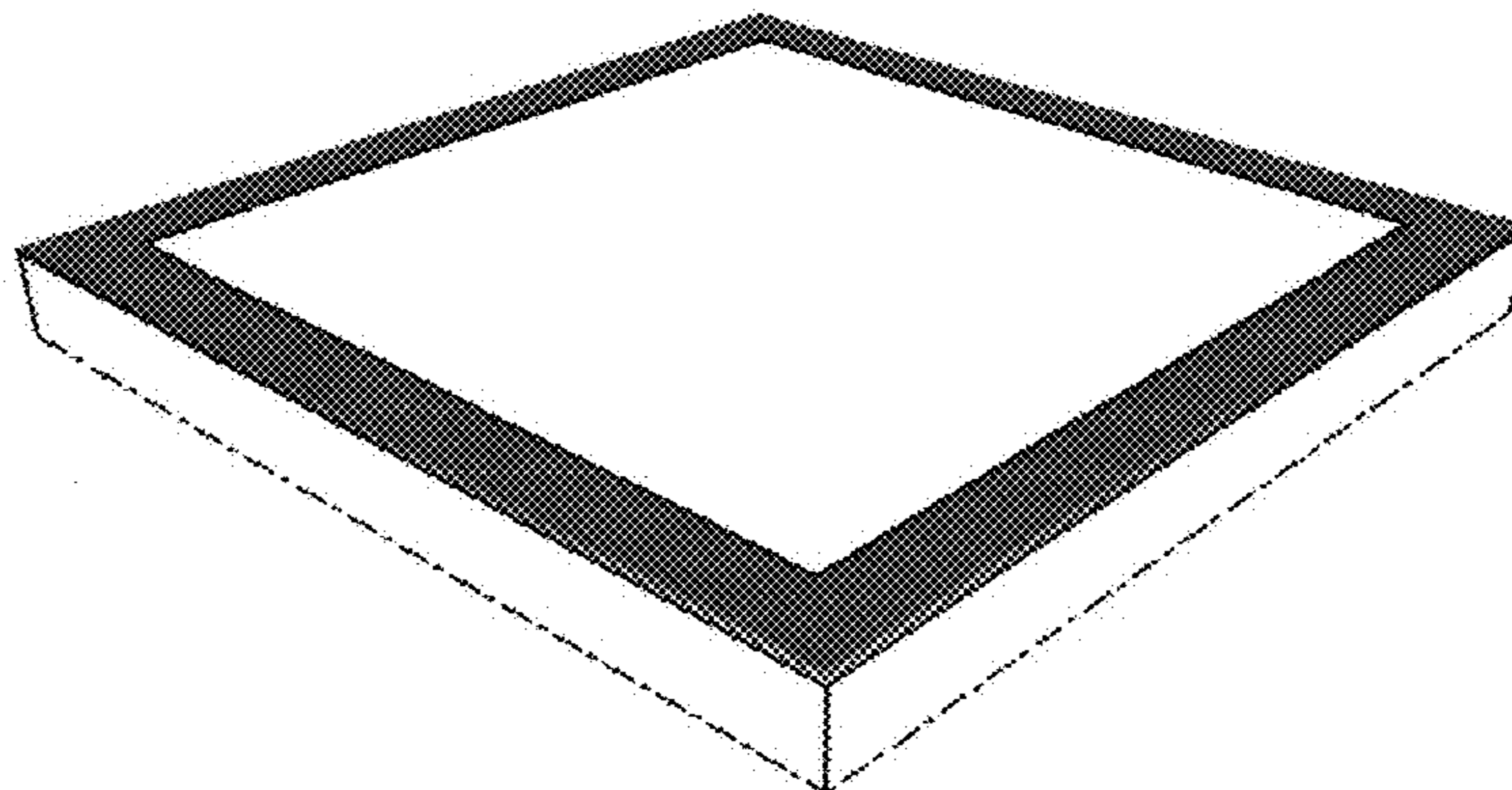
The ornamental design for a concrete paver slab, as shown and described.

**DESCRIPTION**

The patent or application file contains at least one drawing executed in color. Copies of this patent or patent application publication with color drawing(s) will be provided by the Office upon request and payment of the necessary fee. FIG. 1 is a top view of a concrete paver slab; FIG. 2 is one side view thereof, each of the other three side views being identical thereto; and, FIG. 3 is a perspective view thereof viewed from above one corner, each of the other three perspective views above the other three corners being identical thereto. The dash-dot line depicts the bounds of the claim.

**1 Claim, 1 Drawing Sheet**  
**(1 of 1 Drawing Sheet(s) Filed in Color)**

(56) **References Cited**  
U.S. PATENT DOCUMENTS  
1,454,842 A \* 5/1923 Anspach ..... B44C 5/0469  
427/203  
1,857,856 A \* 5/1932 Medina ..... E04F 13/0862  
156/252  
1,887,135 A \* 11/1932 Knauer ..... C03B 11/14  
428/49  
1,950,420 A \* 3/1934 Stitt ..... E04B 1/8409  
52/144  
4,129,671 A \* 12/1978 Greenberg ..... B44C 5/0407  
359/851  
D284,308 S \* 6/1986 Risi ..... D25/118  
D304,498 S \* 11/1989 Carey ..... D25/157  
D338,541 S \* 8/1993 Fifield ..... D25/140  
D547,882 S \* 7/2007 Metten ..... D25/113



(56)

**References Cited**

OTHER PUBLICATIONS

<https://ux.stackexchange.com/questions/105366/what-is-the-thought-behind-veg-and-non-veg-icons/105367> Posted Feb. 24, 2017 (Year: 2017).\*

<https://www.iconsdb.com/green-icons/square-outline-icon.html> Available Apr. 14, 2016 (Year: 2016).\*

<https://www.alternatehistory.com/forum/threads/flag-continuation-2.270313/> Posted Feb. 15, 2013 (Year: 2013).\*

\* cited by examiner

FIG. 1




FIG. 2




FIG. 3

