

US00D844842S

(12) **United States Design Patent**
Wright

(10) **Patent No.:** **US D844,842 S**

(45) **Date of Patent:** **** Apr. 2, 2019**

- (54) **WEATHER SEAL STRIP**
- (71) Applicant: **Access Garage Doors Limited**, New Malden, Surrey (GB)
- (72) Inventor: **Ashley Wright**, Crawley (GB)
- (73) Assignee: **Access Garage Doors Limited**, New Malden (GB)
- (**) Term: **15 Years**
- (21) Appl. No.: **29/609,222**
- (22) Filed: **Jun. 29, 2017**
- (51) **LOC (11) Cl.** **25-01**
- (52) **U.S. Cl.**
USPC **D25/48.2**
- (58) **Field of Classification Search**
USPC D25/48.2, 119, 125, 164
CPC E06B 3/663; E06B 3/9632; E06B 3/66342;
E06B 3/66352; E06B 1/70; E06B
2001/707; E06B 7/14; E06B 7/18; E06B
7/22; E06B 7/26; E06B 7/205; E06B
7/231; E06B 7/2312; E06B 7/2314; E06B
7/2316
See application file for complete search history.

- D570,501 S * 6/2008 Janesz D25/119
 - 7,669,369 B2 * 3/2010 Henry E06B 1/70
49/408
 - 7,788,863 B2 * 9/2010 Pepper E06B 3/365
49/467
 - D638,958 S * 5/2011 Van Camp D25/119
 - D733,928 S * 7/2015 Smith D25/48.2
- (Continued)

FOREIGN PATENT DOCUMENTS

- EM 002096420-0001 * 10/2012
- GB 4023727 * 3/2012
- GB 6014639 * 6/2017

OTHER PUBLICATIONS

<https://www.weatherdefender.co.uk/garage-door-seal-kits/> Uploaded Jun. 2017 (Year: 2017).*

Primary Examiner — Leanne Was-Englehart
(74) *Attorney, Agent, or Firm* — Phillips Murrah PC; Martin G. Ozinga

(57) **CLAIM**

The ornamental design for a weather seal strip, as shown and described.

DESCRIPTION

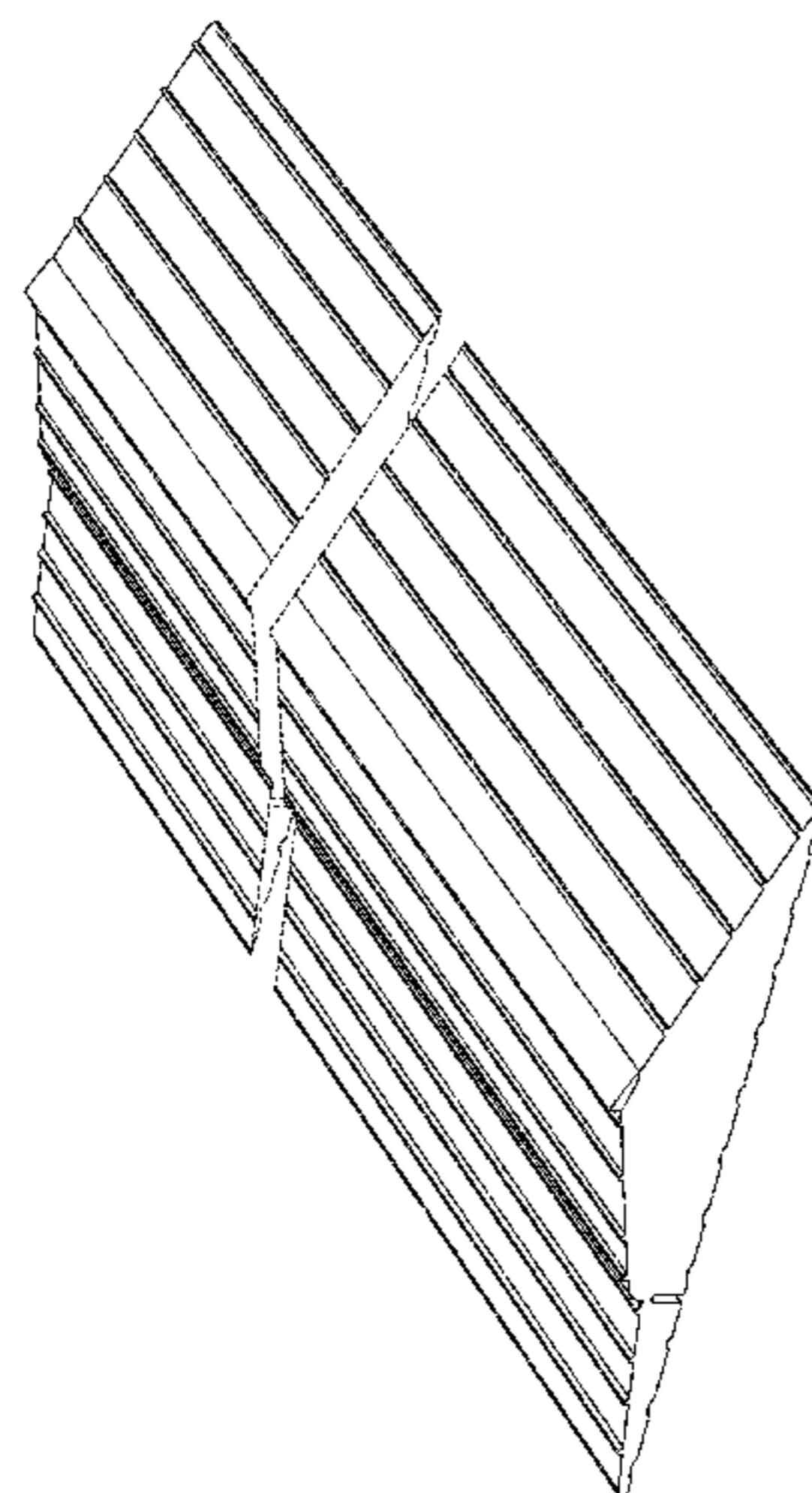
FIG. 1 is a perspective top view of a weather seal strip. FIG. 2 is a perspective bottom view of the weather seal strip. FIG. 3 is a top view of the weather seal strip. FIG. 4 is a bottom view of the weather seal strip. FIG. 5 is a front end view of the weather seal strip. FIG. 6 is a rear end view of the weather seal strip. FIG. 7 is a left side view of the weather seal strip; and, FIG. 8 is a right side view of the weather seal strip. The weather seal strip of the present design is depicted in a “broken-away” manner. The appearance of any portion of the article between the break lines forms no part of the claimed design.

1 Claim, 6 Drawing Sheets

(56) **References Cited**

U.S. PATENT DOCUMENTS

- 362,693 A * 5/1887 Woodridge et al. E06B 7/205
49/304
- 717,399 A * 12/1902 Hills E06B 7/205
49/305
- D340,534 S * 10/1993 McConnell D25/119
- D366,119 S * 1/1996 Headrick D25/48.2
- 6,216,395 B1 * 4/2001 Kelly E04G 21/30
49/467
- D460,563 S * 7/2002 Babka D25/48.2
- D474,844 S * 5/2003 Babka D25/48.2
- D494,282 S * 8/2004 Sperbeck D25/47.1
- D549,850 S * 8/2007 Perlman D25/119



(56)

References Cited

U.S. PATENT DOCUMENTS

D742,032	S	*	10/2015	Smith	D25/48.2
D766,458	S	*	9/2016	Chapman	D25/48.2
9,528,314	B2	*	12/2016	Mitchell	E06B 7/18
9,874,054	B2	*	1/2018	Mitchell	E06B 7/18
D812,772	S	*	3/2018	Chapman	D25/48.2

* cited by examiner

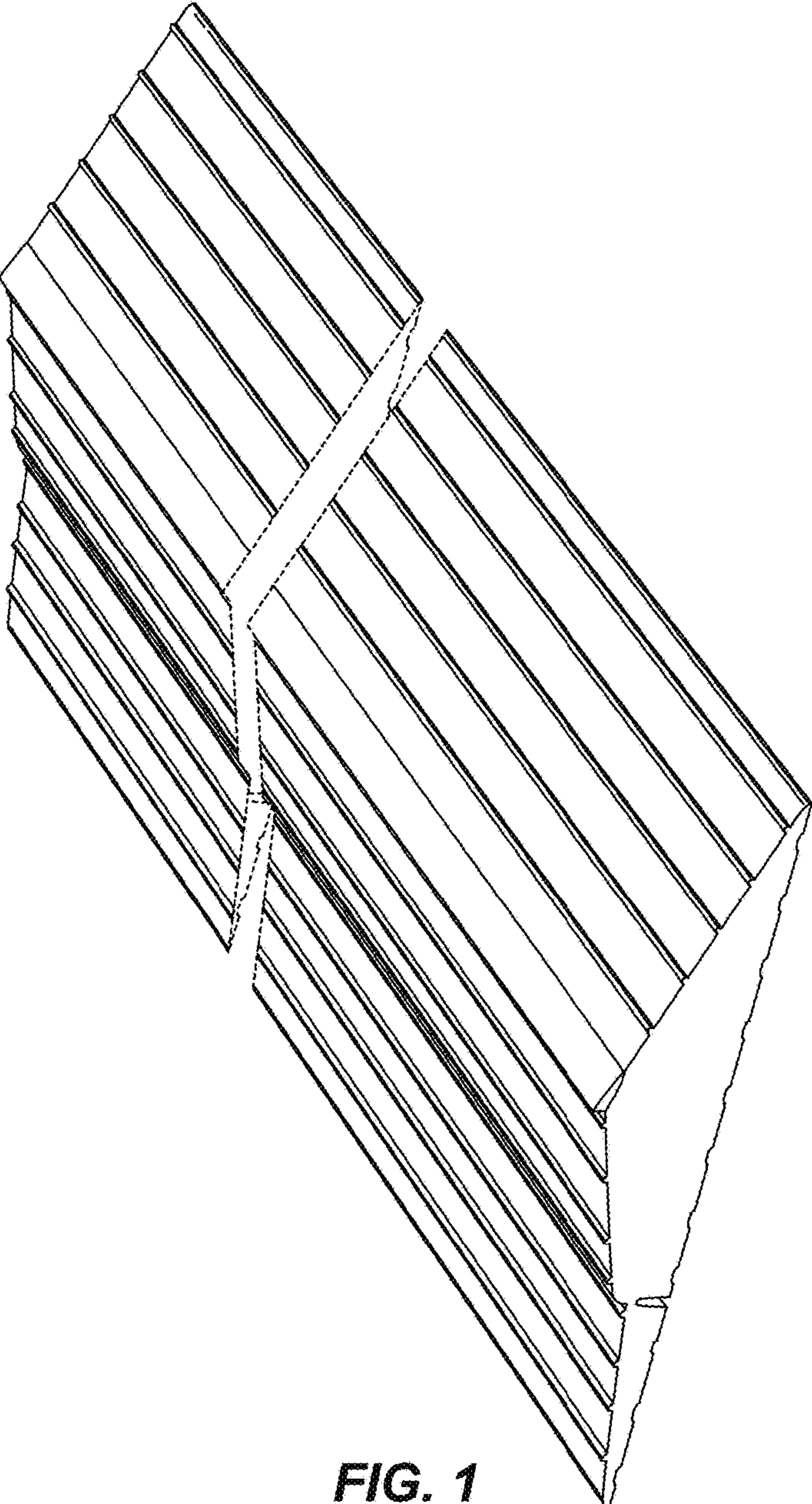


FIG. 1

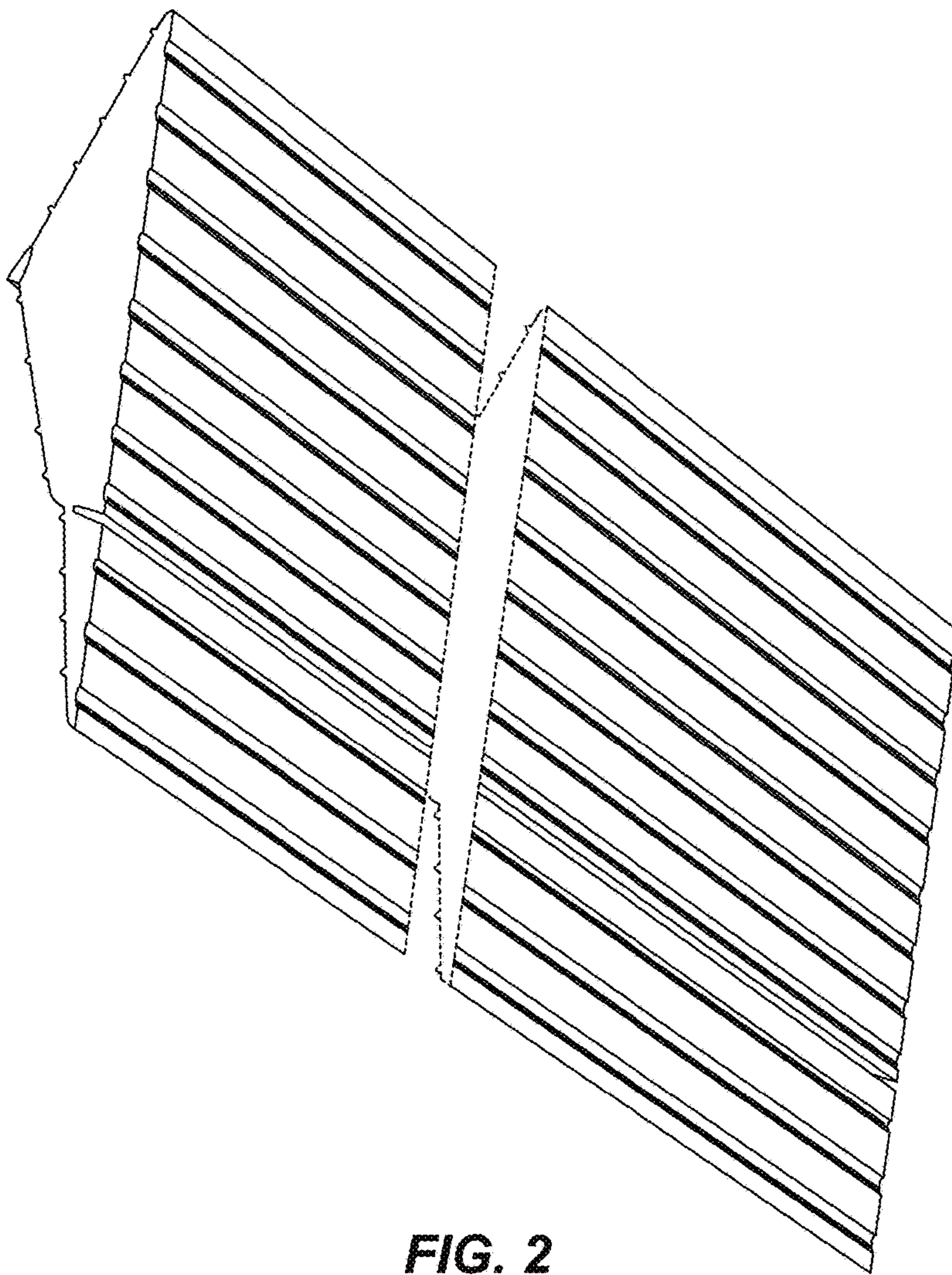


FIG. 2




FIG. 3




FIG. 4



FIG. 5



FIG. 6




FIG. 7




FIG. 8

