

US00D844841S

(12) **United States Design Patent** (10) **Patent No.:** **US D844,841 S**  
**Port** (45) **Date of Patent:** **\*\* Apr. 2, 2019**

(54) **BORDER EDGE** 2,430,198 A \* 11/1947 White ..... A01G 5/04  
248/27.8  
(71) Applicant: **Panacea Products Corporation,** D174,107 S \* 3/1955 Braun ..... D25/101  
Columbus, OH (US) 3,166,299 A \* 1/1965 De Chellis ..... E04H 17/06  
256/32  
(72) Inventor: **Brian T. Port,** Columbus, OH (US) D553,754 S \* 10/2007 Paniccia ..... D25/164  
D583,485 S \* 12/2008 Lo ..... D25/48.5  
D721,188 S \* 1/2015 Luna ..... D25/101  
(73) Assignee: **Panacea Products Corporation,** D721,443 S \* 1/2015 Paniccia ..... D25/101  
Columbus, OH (US) 2004/0104383 A1 \* 6/2004 Lin ..... E04H 17/16  
256/67

(\*\*) Term: **15 Years** (Continued)

(21) Appl. No.: **29/608,949** FOREIGN PATENT DOCUMENTS

(22) Filed: **Jun. 27, 2017** JP D1192271 \* 12/2003

(51) **LOC (11) Cl.** ..... **25-02**

(52) **U.S. Cl.**  
USPC ..... **D25/45; D25/164**

(58) **Field of Classification Search**  
USPC ..... D8/1; D25/38.1, 39, 40, 45, 164  
CPC ..... A01G 9/28; E04H 17/14; E04H 17/16;  
E04H 17/161; E04H 17/163  
See application file for complete search history.

OTHER PUBLICATIONS  
<https://www.newegg.com/Product/Product.aspx?Item=N82E16896504006> Nov. 12, 2015 (Year: 2015).\*  
(Continued)

*Primary Examiner* — Leanne Was-Engelhart  
(74) *Attorney, Agent, or Firm* — The Weintraub Group, P.L.C.

(56) **References Cited**

U.S. PATENT DOCUMENTS

D7,486 S \* 6/1874 Snow ..... D25/42  
352,660 A \* 11/1886 Pitt ..... E06B 9/0661  
160/161  
D19,258 S \* 8/1889 McMullen ..... D25/48.5  
D19,435 S \* 11/1889 Hathaway et al. .... D25/45  
D37,611 S \* 10/1905 Ward ..... 256/45  
917,617 A \* 4/1909 Lachman ..... E04H 17/04  
219/58  
1,578,416 A \* 3/1926 Frease ..... B64C 1/064  
52/670  
1,703,608 A \* 2/1929 Bettles ..... E04H 17/1421  
29/897.15  
1,764,584 A \* 6/1930 Tarrier ..... E04H 17/161  
256/21  
D108,093 S \* 1/1938 White ..... D11/143  
2,210,371 A \* 8/1940 Hutchinson ..... E06B 9/01  
160/161


(57) **CLAIM**

I claim the ornamental design for a border edge, as shown and described.

**DESCRIPTION**

FIG. 1 is a front view of thereof;  
FIG. 2 is a top view thereof;  
FIG. 3 is a bottom view thereof;  
FIG. 4 is a first side elevation view thereof; and,  
FIG. 5 is a perspective view thereof.  
The broken lines depict portions of the border edge that form no part of the claimed design.

**1 Claim, 4 Drawing Sheets**



(56)

**References Cited**

U.S. PATENT DOCUMENTS

2007/0266693 A1\* 11/2007 Kato ..... A01G 9/12  
57/210

OTHER PUBLICATIONS

<https://www.lowes.com/pd/Garden-Accents-Common-0-32-in-x-24-in-x-24-in-Actual-0-32-in-x-24-in-x-24-in-Fence-Black-Steel-Garden-Edging/1000176999> Jan. 30, 2017 (Year: 2017).\*

\* cited by examiner




FIG. 1




FIG. 2

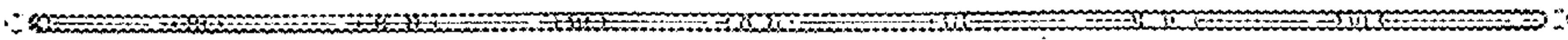


FIG. 3



FIG. 4

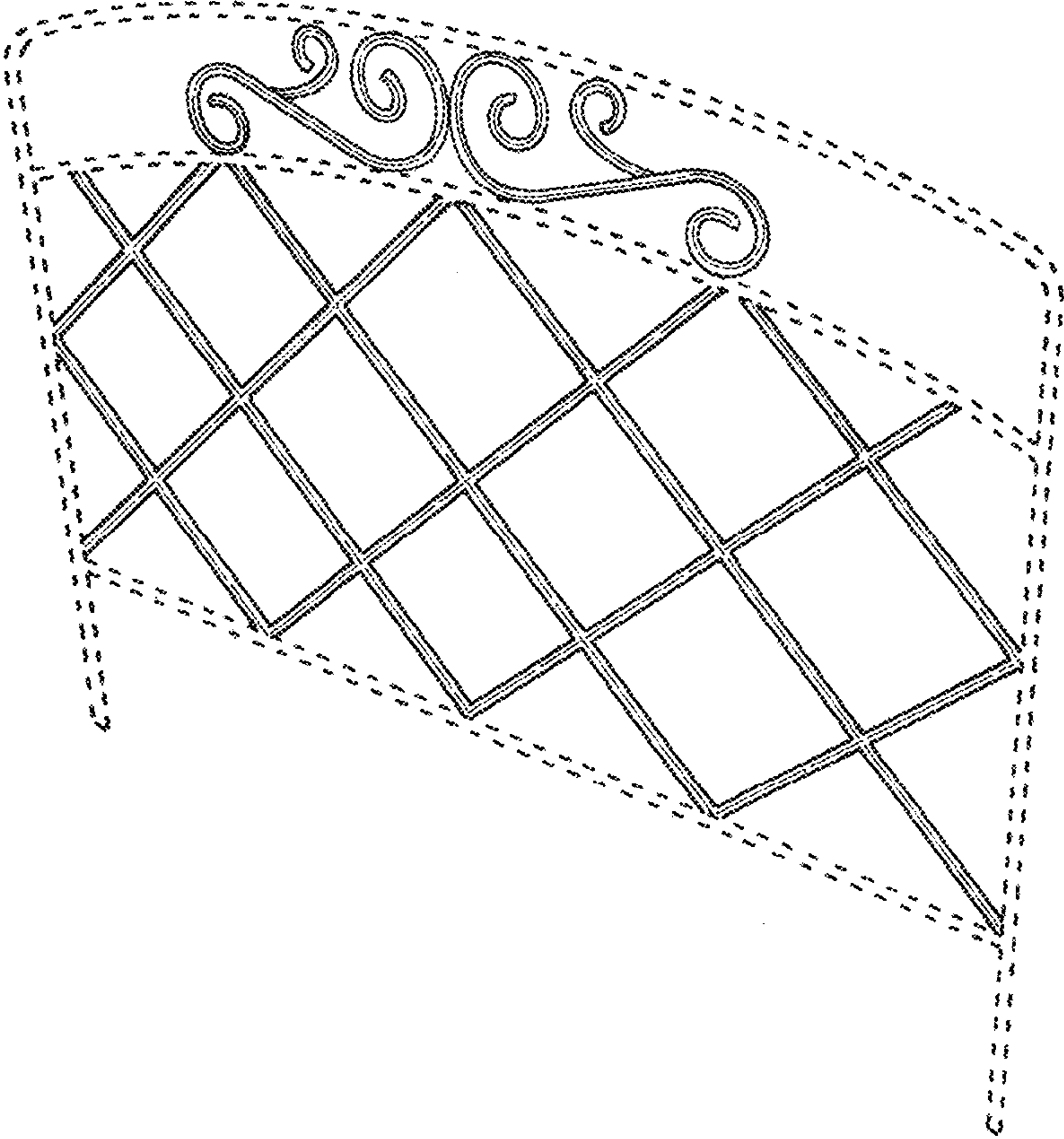


FIG. 5