



US00D844815S

(12) **United States Design Patent** (10) **Patent No.:** **US D844,815 S**
Zhu (45) **Date of Patent:** **** Apr. 2, 2019**

(54) **BOOTH FOR PERSONAL PURPOSE**

(71) Applicant: **3DS ENGINEERING
PROCUREMENT CONSTRUCTION
SUZHOU CO., LTD., Suzhou (CN)**

(72) Inventor: **Weiwei Zhu, Kunshan (CN)**

(73) Assignee: **3DS ENGINEERING
PROCUREMENT CONSTRUCTION
SUZHOU CO., LTD., Suzhou (CN)**

(**) Term: **15 Years**

(21) Appl. No.: **29/610,081**

(22) Filed: **Jul. 10, 2017**

(30) **Foreign Application Priority Data**

Jan. 16, 2017 (CN) 2017 3 0016348

(51) **LOC (11) Cl.** **25-03**

(52) **U.S. Cl.**
USPC **D25/16**

(58) **Field of Classification Search**
USPC D25/1, 4, 15, 16, 18, 23, 26, 32, 33;
D21/834, 837, 838; 52/79.1, 27.5
CPC E04H 1/1205; E04H 1/02; E04H 1/12;
E04H 9/14; E04H 9/16; E04H 15/001;
E04H 15/008; E04H 15/38; E04H
2001/1283; E04H 9/12; E04H 1/14
See application file for complete search history.

(56) **References Cited**

U.S. PATENT DOCUMENTS

- 2,353,045 A * 7/1944 Kuntz E04H 1/14
52/145
- 3,111,720 A * 11/1963 Sherron E04H 1/14
312/223.4
- D197,963 S * 4/1964 Bruns D25/16

- 5,533,305 A * 7/1996 Bielecki E04H 1/1277
297/343
- D379,856 S * 6/1997 D'Alessio D25/1
- D638,551 S * 5/2011 Gann D25/16
- D664,667 S * 7/2012 Krymov D25/16
- D731,077 S * 6/2015 Lehmann D25/16
- D732,691 S * 6/2015 Hallfors D25/16
- D732,692 S * 6/2015 Hallfors D25/16
- D734,491 S * 7/2015 Krymov D25/16
- D742,030 S * 10/2015 Magiera D25/33
- D788,318 S * 5/2017 Jennings D25/16
- 2014/0226032 A1 * 8/2014 Tarres Bolos H04N 5/222
348/207.2
- 2017/0238528 A1 * 8/2017 Wilson E04H 15/001

OTHER PUBLICATIONS

Changing the Workplace with Modular Acoustical Environments,
Apr. 2018, Spaceworx, <http://spaceworx.us/wp-content/uploads/2018/04/Decibel-by-Spaceworx.pdf> (Year: 2018).*

* cited by examiner

Primary Examiner — Brett Miller

(74) *Attorney, Agent, or Firm* — SZDC Law P.C.

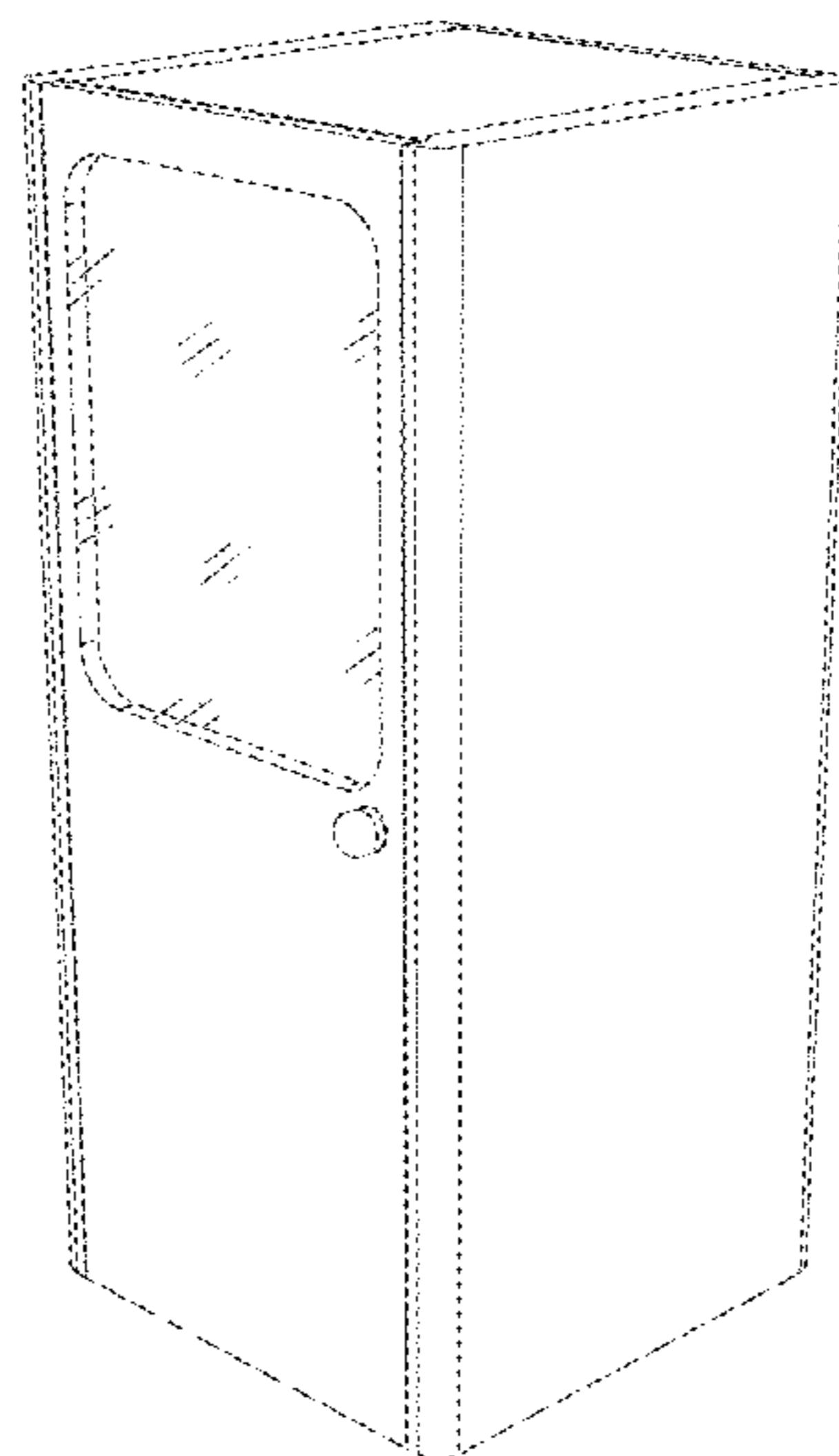
(57) **CLAIM**

The ornamental design for a booth for personal purpose, as shown and described.

DESCRIPTION

FIG. 1 is a front perspective view of the booth for personal purpose;
FIG. 2 is a front view thereof;
FIG. 3 is a back view thereof;
FIG. 4 is a left view thereof;
FIG. 5 is a right view thereof; and,
FIG. 6 is a top view thereof.
The broken lines depict portions of the booth for personal purpose that form no part of the claimed design.

1 Claim, 6 Drawing Sheets



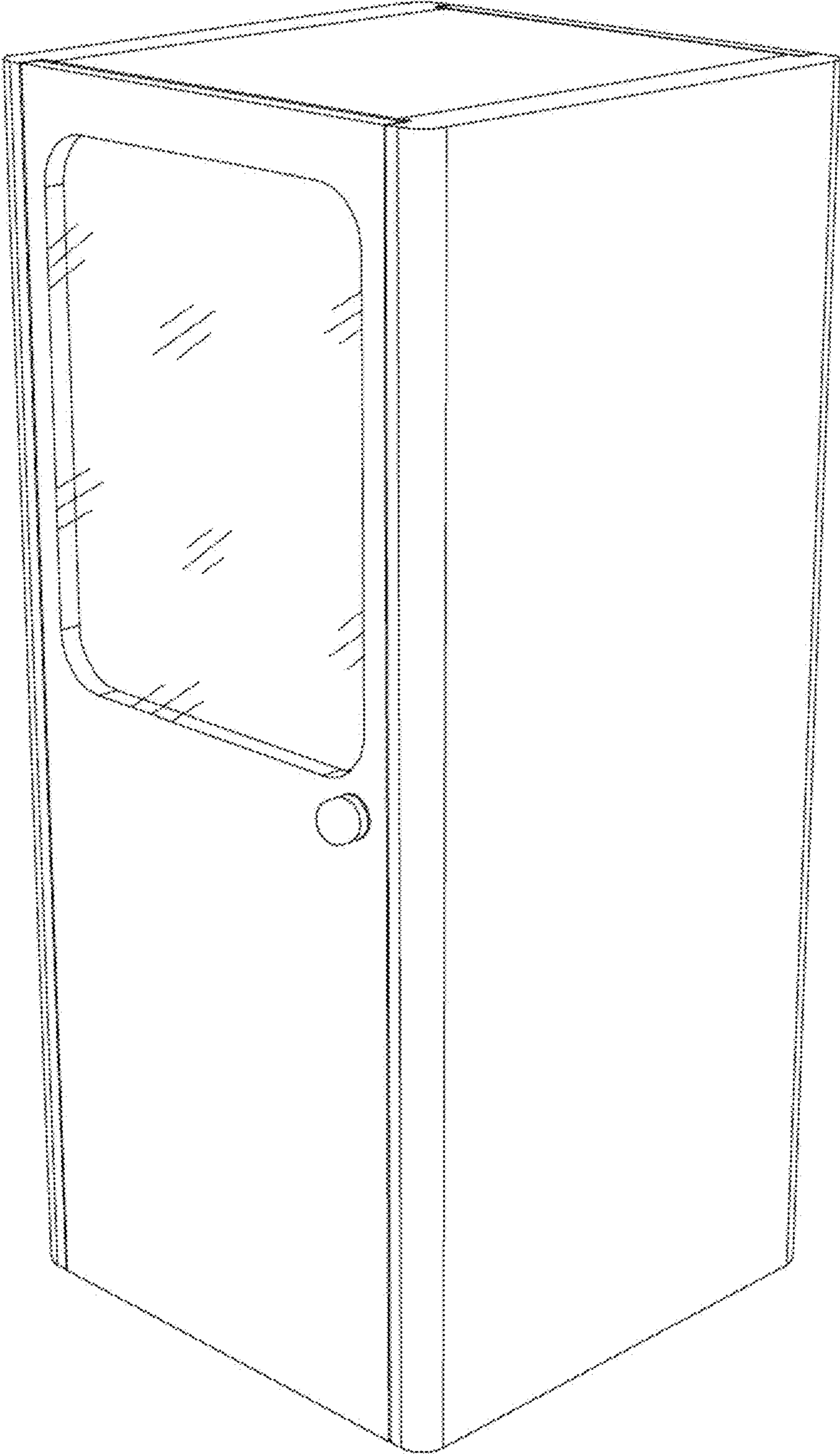


FIG. 1

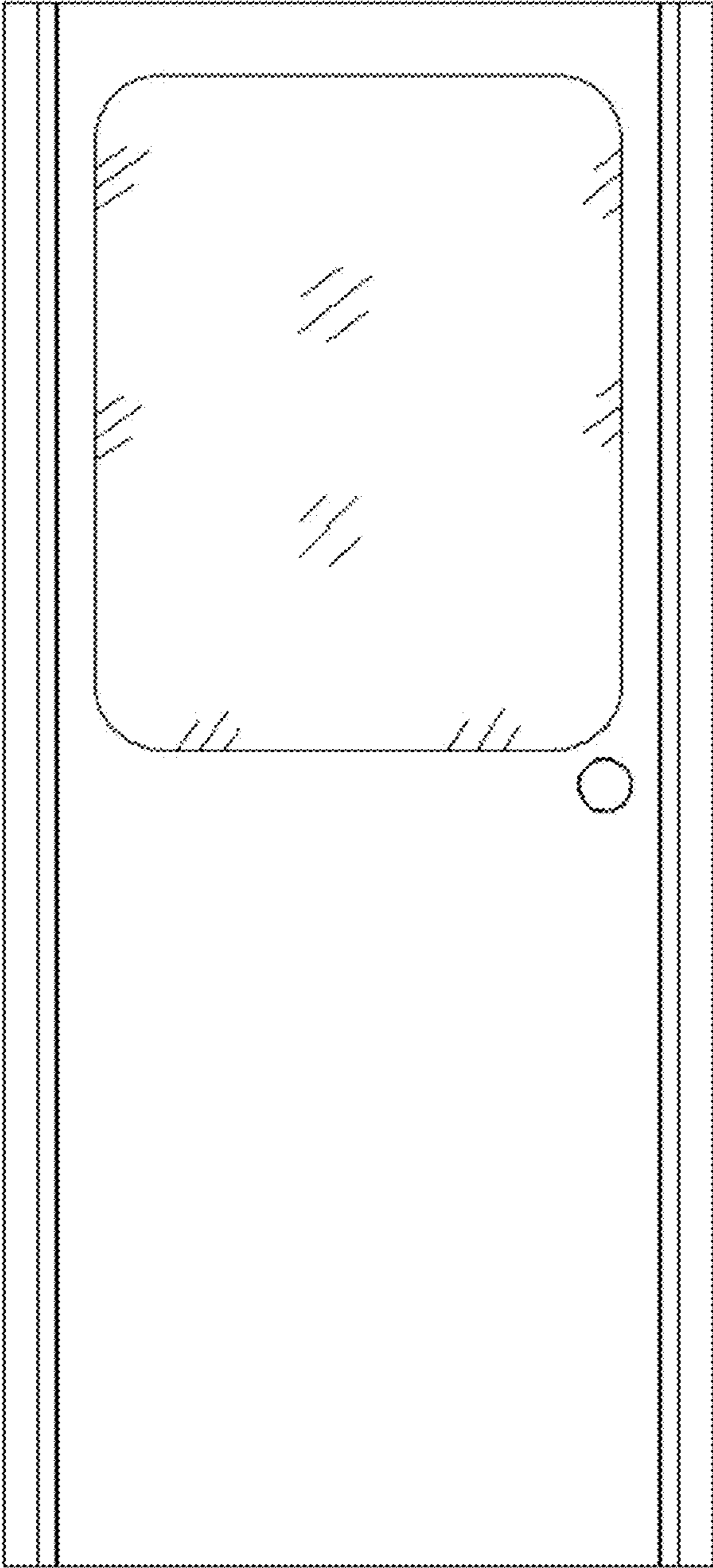


FIG. 2

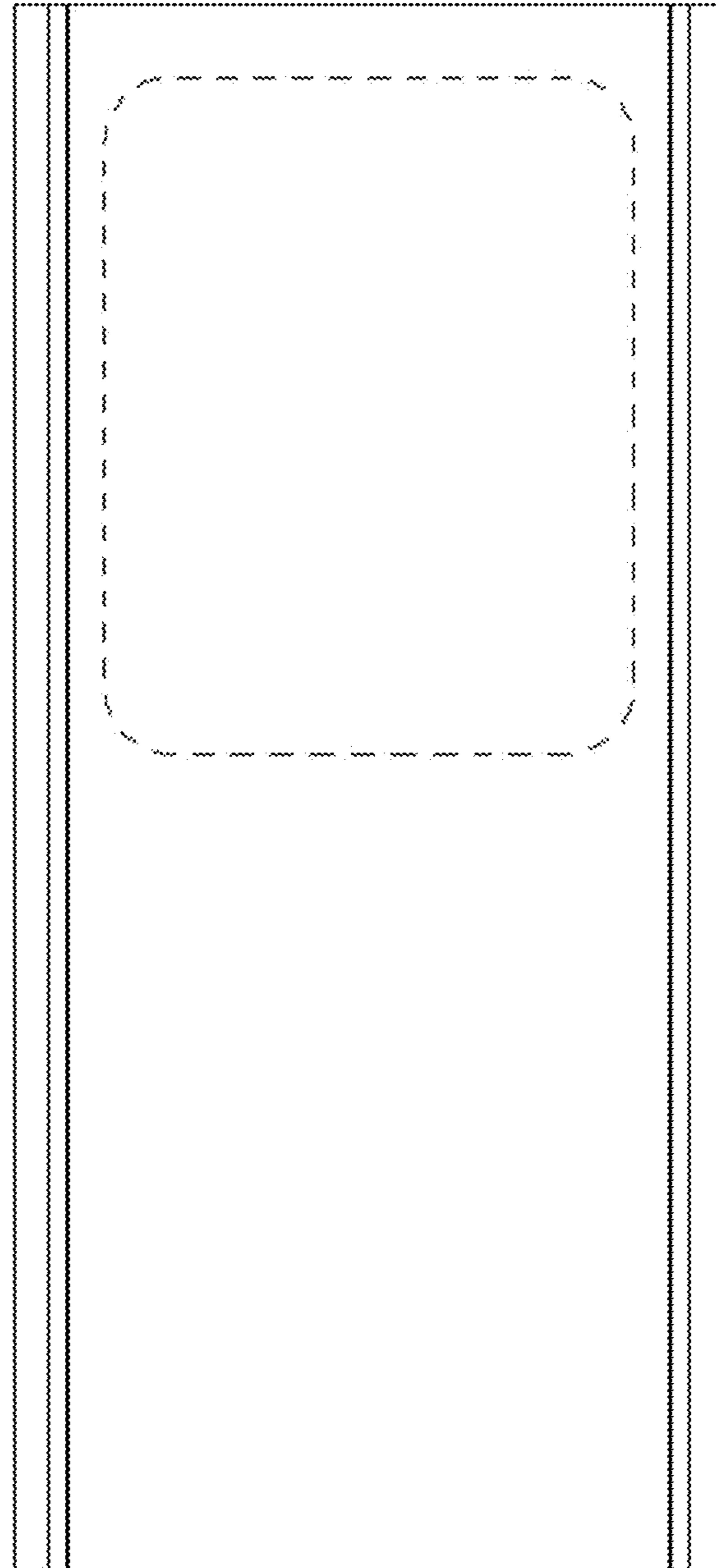


FIG. 3

:




FIG. 4

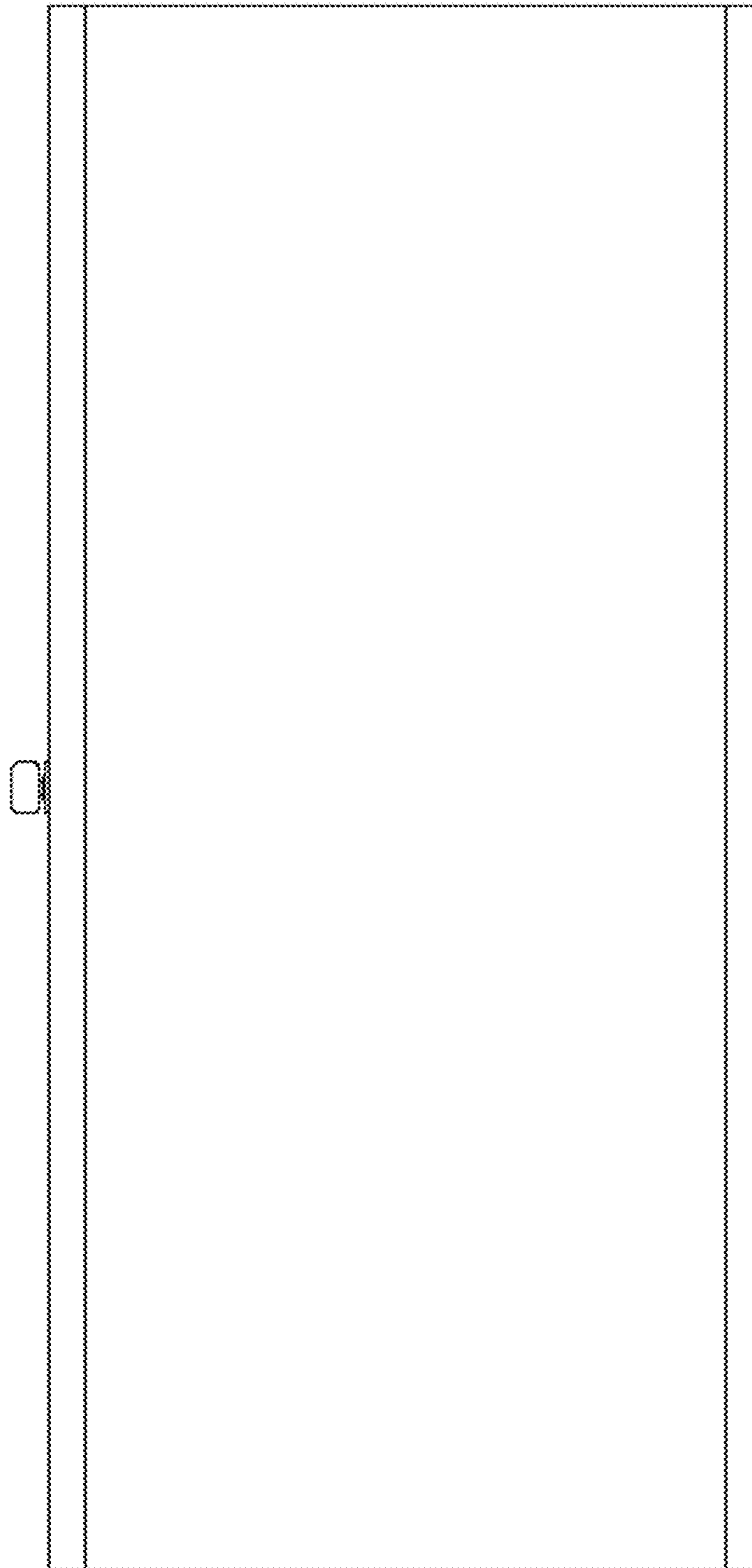


FIG. 5




FIG. 6