



US00D844809S

(12) **United States Design Patent**
Ivanovich et al.

(10) **Patent No.:** **US D844,809 S**

(45) **Date of Patent:** **** Apr. 2, 2019**

(54) **PLAYING FIELD**

(71) Applicants: **Drobyschau Dzianis Ivanovich**,
Minskaya obl (BY); **Lukashevich Pavel**
Olegovich, Minskaya obl. (BY)

(72) Inventors: **Drobyschau Dzianis Ivanovich**,
Minskaya obl (BY); **Lukashevich Pavel**
Olegovich, Minskaya obl. (BY)

(**) Term: **15 Years**

(21) Appl. No.: **29/618,061**

(22) Filed: **Sep. 19, 2017**

(30) **Foreign Application Priority Data**

Mar. 27, 2017 (BY) F20170044

(51) **LOC (11) Cl.** **25-03**

(52) **U.S. Cl.**
USPC **D25/12; D25/1**

(58) **Field of Classification Search**
USPC D25/1, 3-6, 12-34, 56
CPC E04H 1/00-1/06; E04H 3/00-3/14; A63B
71/022; A63C 19/00; A63C 19/06; A63C
19/10

See application file for complete search history.

(56) **References Cited**

U.S. PATENT DOCUMENTS

959,973 A * 5/1910 Tomkins E04H 3/14
472/94
2,823,034 A * 2/1958 Bingham, Jr. A63B 71/022
273/459
3,779,547 A * 12/1973 Pappas E01C 11/265
219/213
3,797,827 A * 3/1974 Child A63B 47/025
D25/12
3,935,687 A * 2/1976 Vaughn E01C 13/04
472/94

(Continued)

Primary Examiner — Brett Miller

(74) *Attorney, Agent, or Firm* — John Alunit

(57) **CLAIM**

We claim the ornamental design for a playing field, as shown and described herein.

DESCRIPTION

FIG. 1 is a first perspective view of a first side of a playing field, according to the new design.

FIG. 2 is a second perspective view of the first side of the playing field, according to the new design.

FIG. 3 is a third perspective view of the first side of the playing field, according to the new design.

FIG. 4 is a first perspective view of a second side of the playing field, according to the new design.

FIG. 5 is a second perspective view of the second side of the playing field, according to the new design.

FIG. 6 is a third perspective view of the second side of the playing field, according to the new design.

FIG. 7 is a first perspective view of a third side of the playing field, according to the new design.

FIG. 8 is a second perspective view of the third side of the playing field, according to the new design.

FIG. 9 is a third perspective view of the third side of the playing field, according to the new design.

FIG. 10 is a first perspective view of a fourth side of the playing field, according to the new design.

FIG. 11 is a second perspective view of the fourth side of the playing field, according to the new design.


FIG. 12 is a third perspective view of the fourth side of the playing field, according to the new design.

FIG. 13 is a plan view of the playing field, according to the new design.

FIG. 14 is a front view of the playing field, according to the new design; and,

FIG. 15 is a side view of the playing field, according to the new design.

1 Claim, 15 Drawing Sheets



(56)

References Cited

U.S. PATENT DOCUMENTS

4,070,427 A * 1/1978 Romualdi B28B 23/02
264/71
D276,466 S * 11/1984 Giovagnoli 473/421
D330,741 S * 11/1992 Matsch D21/826
5,312,109 A * 5/1994 Cagle A63C 19/00
472/92
5,436,811 A * 7/1995 Hecking A63C 19/00
239/279
D395,688 S * 6/1998 Hadden D21/698
6,394,918 B1 * 5/2002 Erhard A63C 19/06
472/92
6,517,442 B1 * 2/2003 Post A63C 19/10
256/25
D695,908 S * 12/2013 Adema D25/1
9,057,207 B1 * 6/2015 Prendergast E04H 15/425
9,194,621 B2 * 11/2015 Smith A63C 19/10
2014/0332742 A1 * 11/2014 Gentles A63B 71/022
256/25
2014/0370996 A1 * 12/2014 Piccolo A63C 19/00
472/94
2016/0045775 A1 * 2/2016 Zhou A63B 71/022
482/27
2018/0028886 A1 * 2/2018 Piccolo A63C 19/00

* cited by examiner

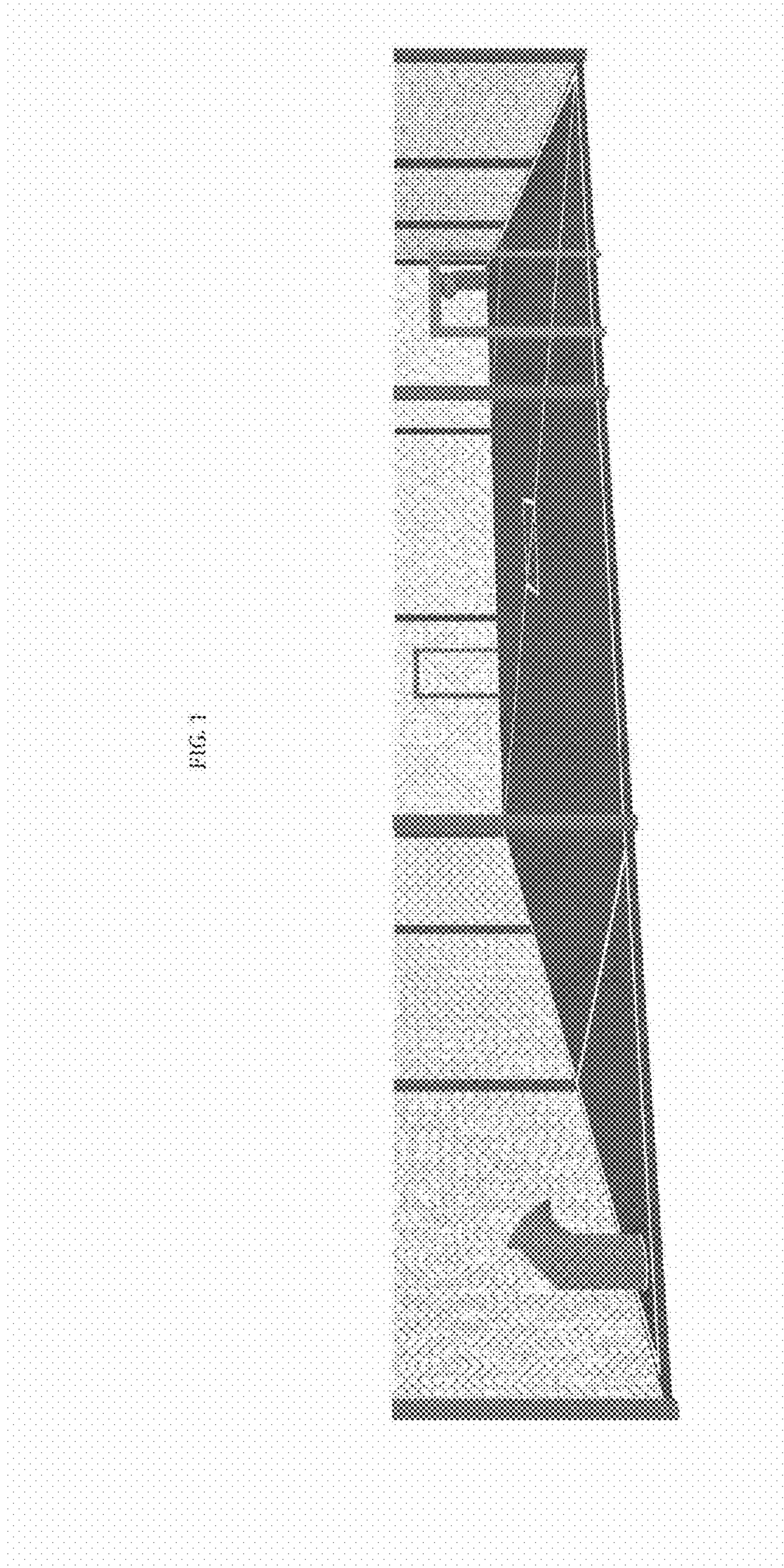


FIG. 2




FIG. 3




FIG. 4




FIG. 5




FIG. 6


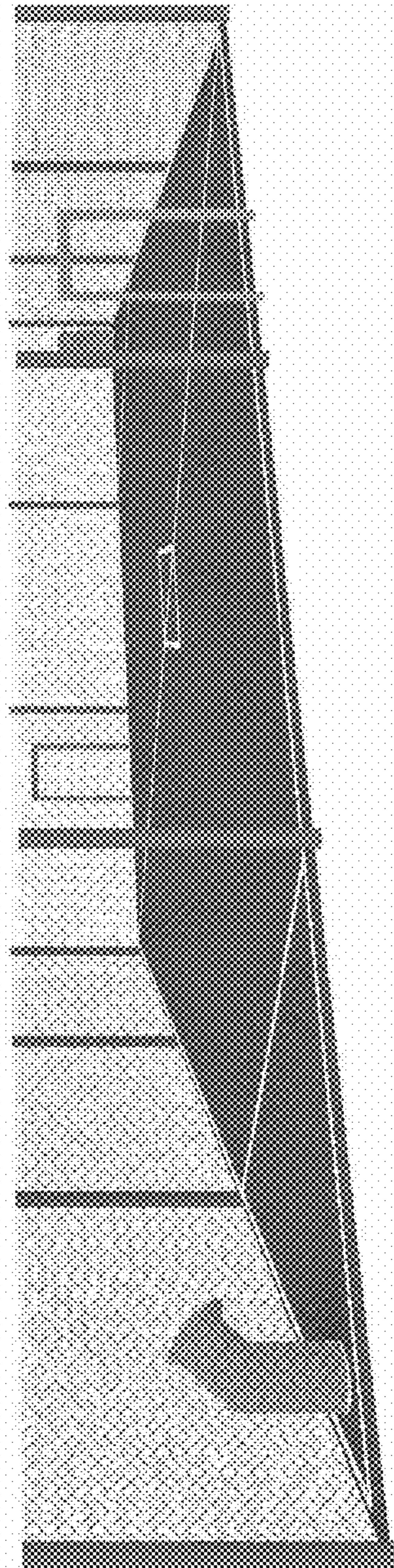


FIG. 7



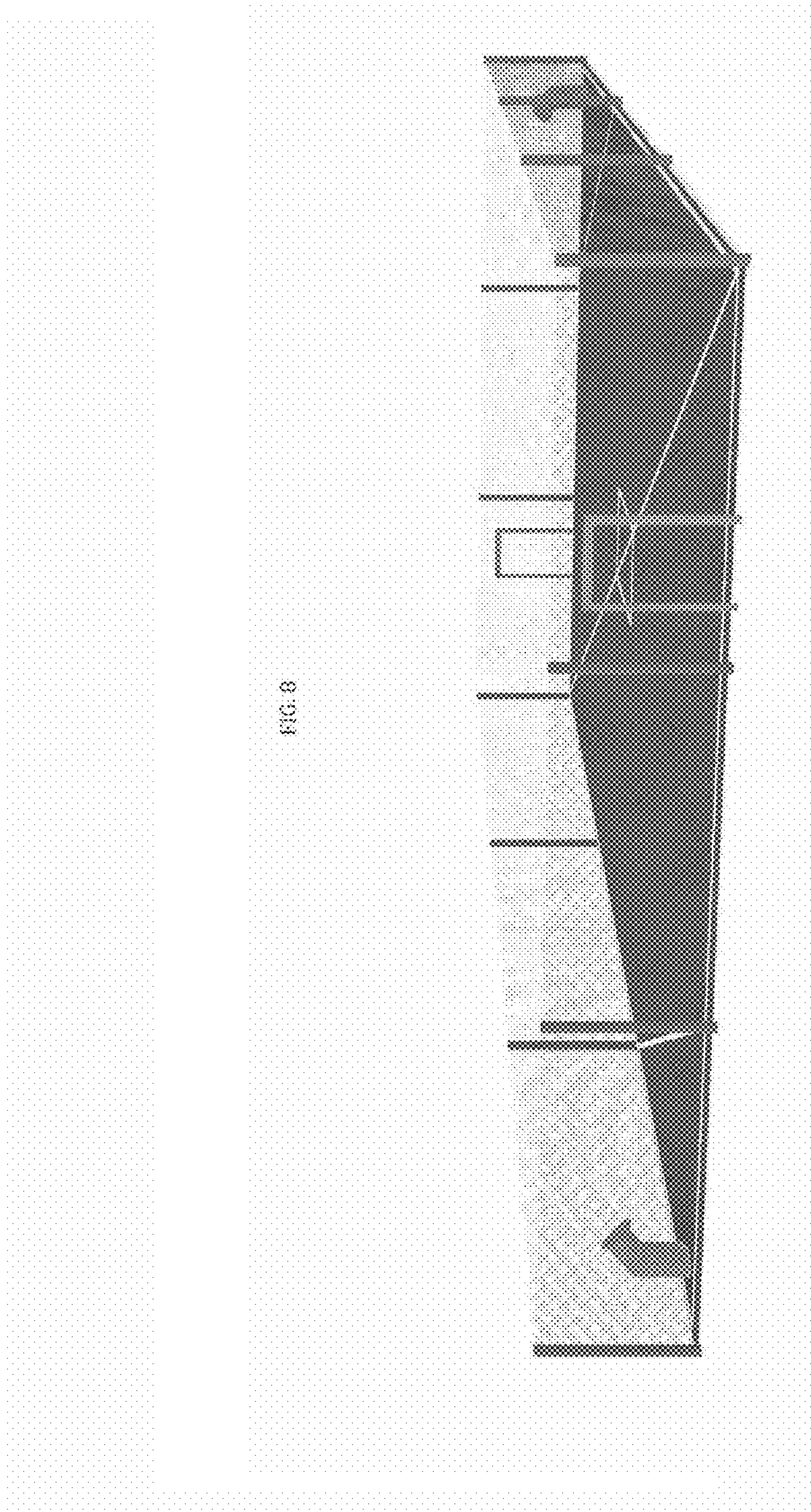



FIG. 9



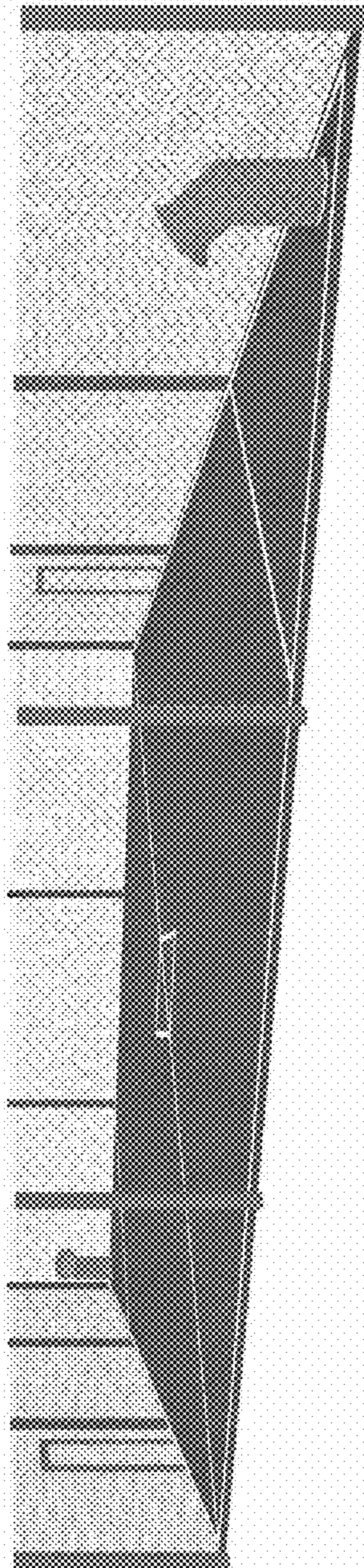


FIG. 10

FIG. 11




FIG. 12




FIG. 13

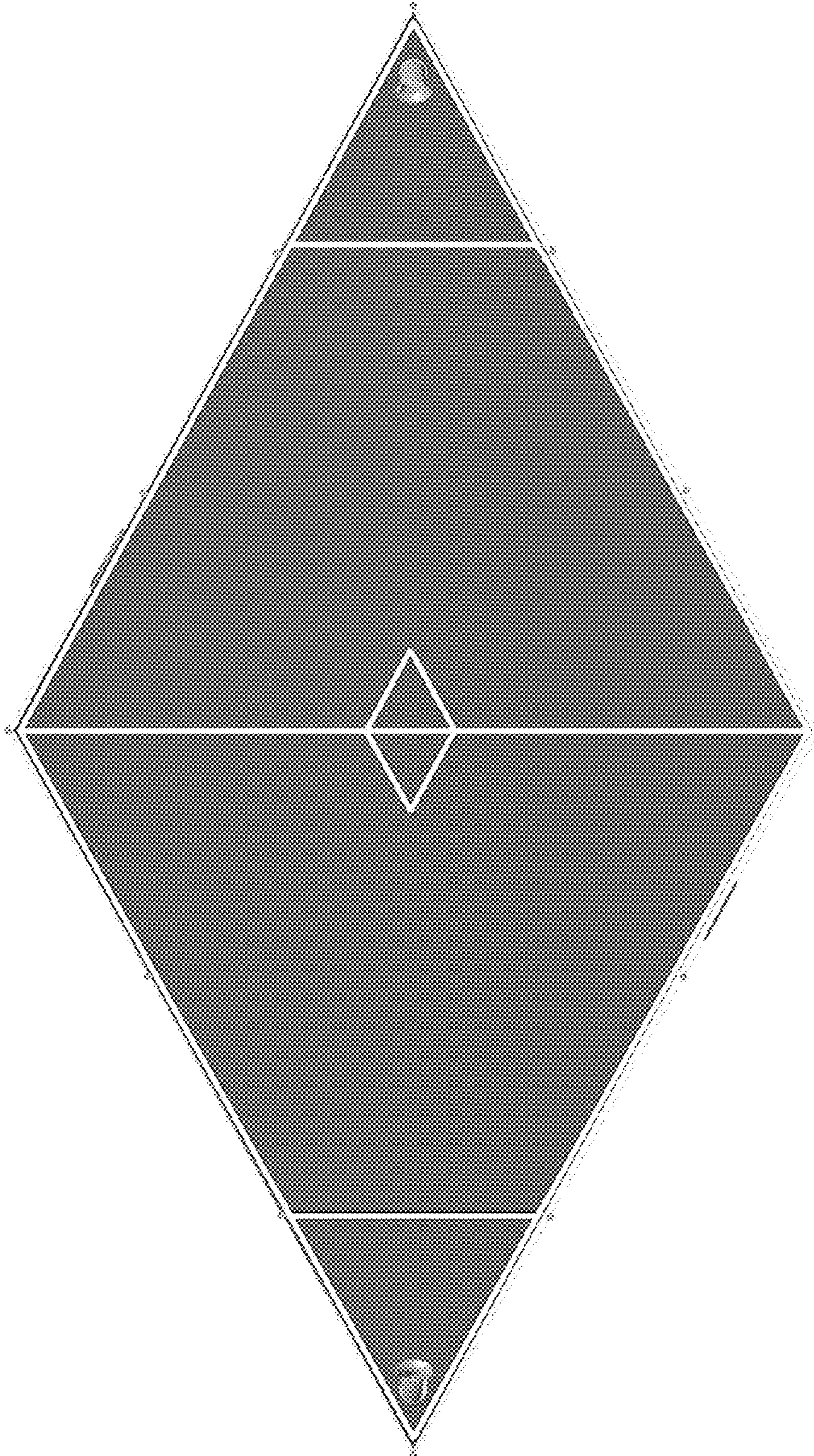


FIG. 14

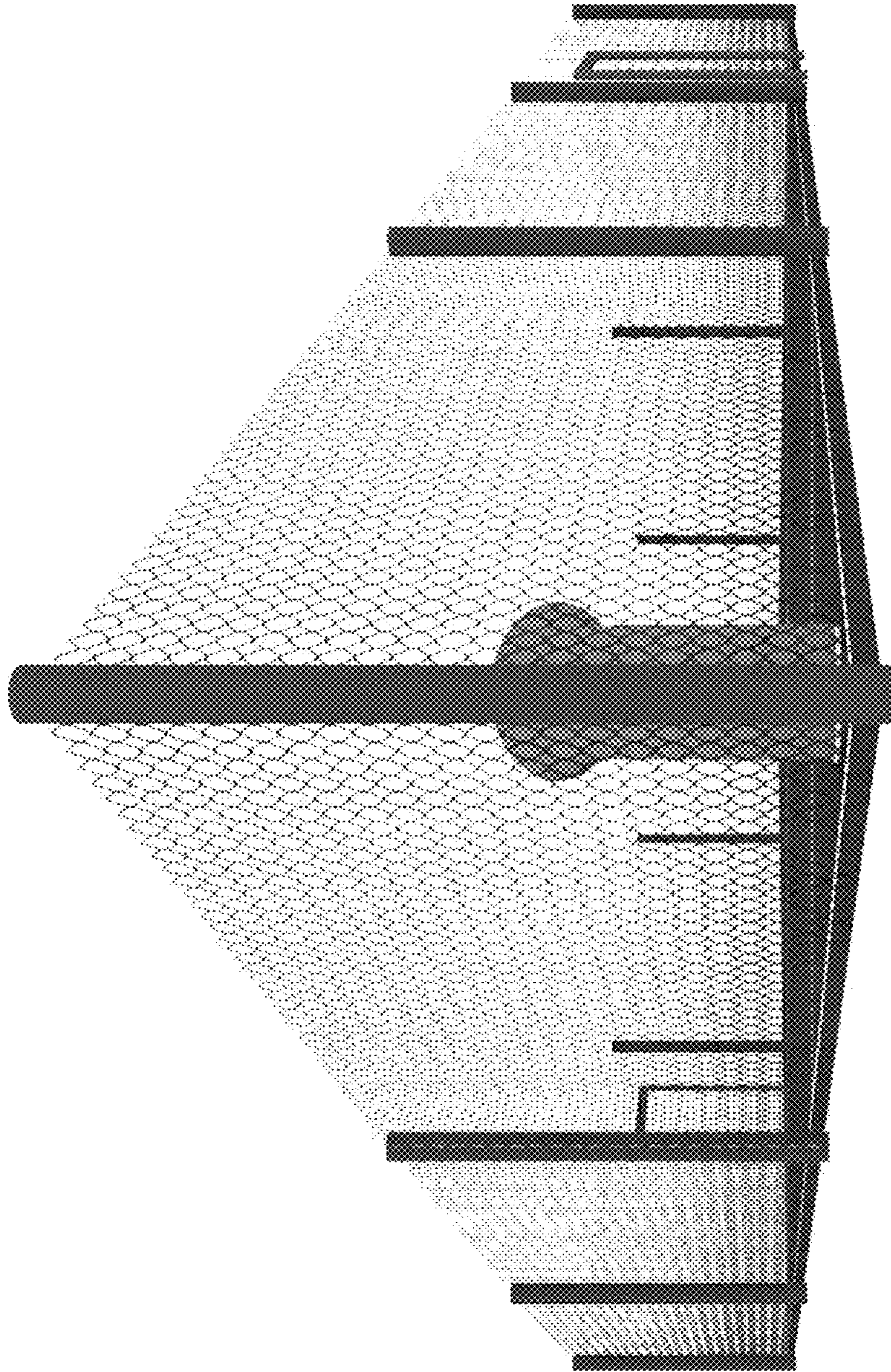


FIG. 15

