



US00D844804S

(12) **United States Design Patent** (10) **Patent No.:** **US D844,804 S**
Sedic (45) **Date of Patent:** **** Apr. 2, 2019**

(54) **VAGINAL REJUVENATION DEVICE**

(71) Applicant: **Filip Sedic**, Shanghai (CN)

(72) Inventor: **Filip Sedic**, Shanghai (CN)

(**) Term: **15 Years**

(21) Appl. No.: **29/670,840**

(22) Filed: **Nov. 20, 2018**

Related U.S. Application Data

(63) Continuation of application No. 29/661,435, filed on Aug. 28, 2018, which is a continuation of application No. 29/603,792, filed on May 12, 2017, now Pat. No. Des. 829,922.

(51) **LOC (11) Cl.** **28-03**

(52) **U.S. Cl.**
USPC **D24/215**

(58) **Field of Classification Search**

USPC .. 601/15, 18, 19, 27, 28-32, 46, 47, 48, 52,
601/99, 112, 113, 118, 122, 125, 129,
601/135, 137, DIG. 12, DIG. 14, DIG. 15,
601/DIG. 16, DIG. 17; D24/133, 200,
D24/211, 212, 213, 214, 215; 600/38,
600/39, 40, 41; D30/160

CPC A61H 19/40; A61H 15/0092; A61H 15/00;
A61H 19/30

See application file for complete search history.

(56) **References Cited**

U.S. PATENT DOCUMENTS

6,741,895 B1 5/2004 Gafni et al.
D605,779 S * 12/2009 Murison D24/215
7,815,582 B2 10/2010 Imboden et al.
7,931,605 B2 * 4/2011 Murison A61H 19/34
601/70
D652,942 S * 1/2012 Murison D24/215
D665,092 S * 8/2012 Sedic D24/215
D665,094 S * 8/2012 Sedic D24/215
D681,224 S * 4/2013 Chen D24/215
D688,381 S * 8/2013 Marshall D24/215

D700,347 S * 2/2014 Sedic D24/215
D712,059 S * 8/2014 Sedic D24/215
8,801,600 B2 8/2014 Zipper
D723,179 S * 2/2015 Elliott D24/215
8,961,511 B2 2/2015 Parmer

(Continued)

FOREIGN PATENT DOCUMENTS

CN 103211651 4/2013
WO WO2015070242 5/2015

OTHER PUBLICATIONS

Amazon, "Intimina Kalia Couples Massager", Jan. 21, 2016. https://www.amazon.com/Intimina-6574-Kalia-Couples-Massager/dp/B00AZNFUZW/ref=cm_cr_ar_p_d_product_top?ie=UTF8. Shown on p. 1. (Year: 2016).*

Primary Examiner — Cynthia Ramirez

Assistant Examiner — Michael A Maharajh

(74) *Attorney, Agent, or Firm* — Evan Feldstein

(57) **CLAIM**

I claim the ornamental design for a vaginal rejuvenation device, as shown and described.

DESCRIPTION

FIG. 1 is a perspective view of a vaginal rejuvenation device showing my new design.

FIG. 2 is a bottom view.

FIG. 3 is a top view.

FIG. 4 is a left side view.

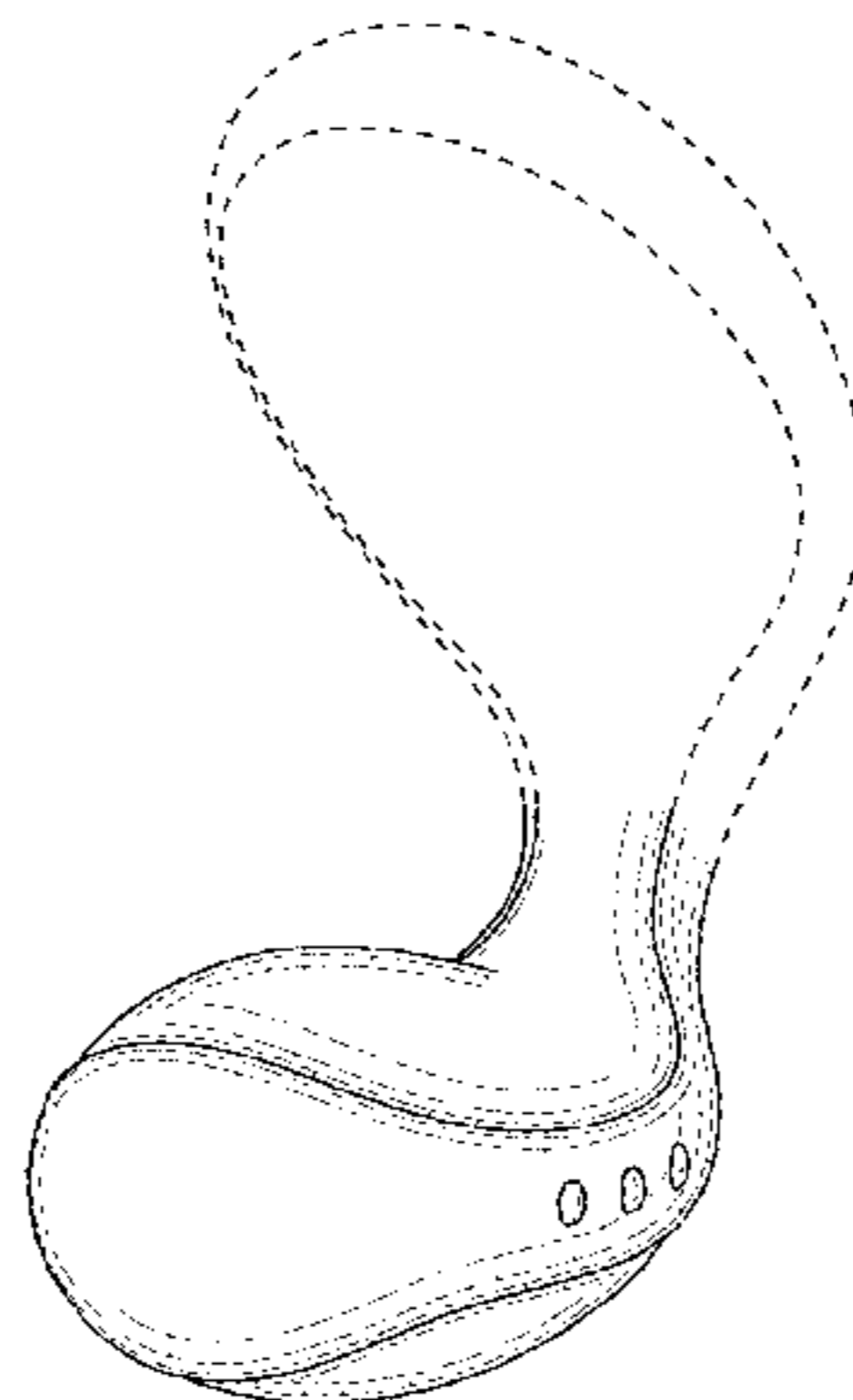
FIG. 5 is a right side view.

FIG. 6 is a rear view; and,

FIG. 7 is a front view.

The portion of the vaginal rejuvenation device shown in broken lines forms no part of the claimed design. The remaining broken lines shown in the drawings are for the purpose of illustrating environmental structure, which form no part of the claimed design.

1 Claim, 7 Drawing Sheets



(56)

References Cited

U.S. PATENT DOCUMENTS

D727,524	S *	4/2015	Qian	D24/215
9,017,391	B2	4/2015	McDaniel	
D732,683	S *	6/2015	Zhang	D24/215
9,192,780	B2	11/2015	McDaniel	
D761,429	S *	7/2016	Sedic	D24/141
D764,056	S *	8/2016	Sedic	D24/141
D795,446	S *	8/2017	Marshall	D24/215
D818,144	S *	5/2018	Cheung	D24/215
D829,922	S *	10/2018	Sedic	D24/215
D834,214	S *	11/2018	Marshall	D24/215
2008/0009775	A1 *	1/2008	Murison	A61H 19/34 601/46
2008/0065003	A1	3/2008	Neuberger et al.	
2009/0232755	A1	9/2009	Baumann	
2009/0319008	A1	12/2009	Mayer	
2013/0030507	A1	1/2013	Mayer	
2013/0085047	A1	4/2013	Bloch	
2013/0261385	A1	10/2013	Zipper	
2013/0331745	A1 *	12/2013	Sedic	A61H 19/34 601/46
2014/0148878	A1	5/2014	Khatri	
2014/0228629	A1 *	8/2014	Baetica	A61H 19/34 600/38
2014/0303693	A1	10/2014	Haarlander et al.	
2014/0343540	A1	11/2014	Femopase	
2015/0133832	A1	5/2015	Courtion et al.	
2016/0000642	A1	1/2016	Zipper	
2016/0059034	A1	3/2016	Klang	
2016/0129278	A1	5/2016	Mayer	
2017/0028213	A1	2/2017	Courtion et al.	

* cited by examiner

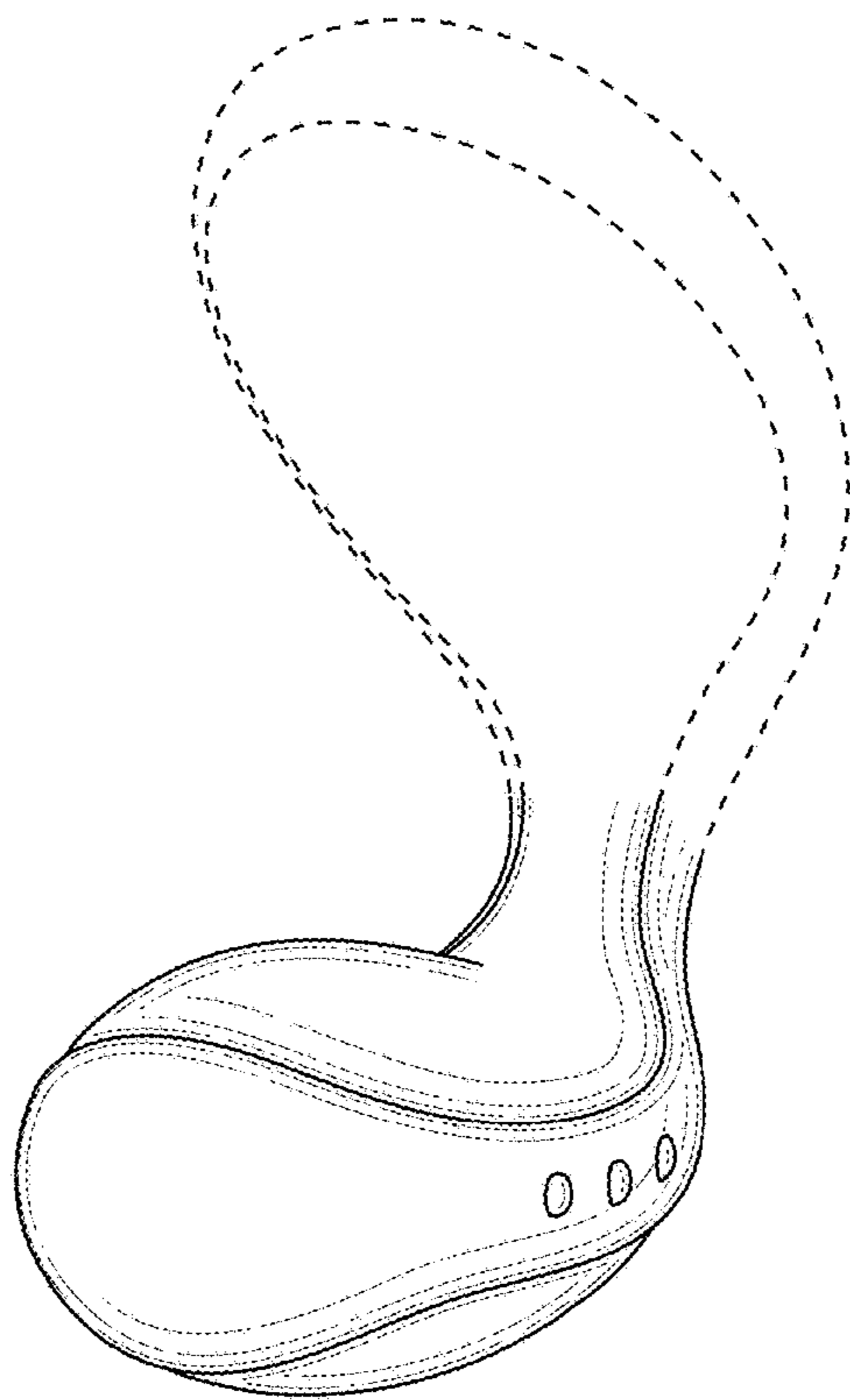


FIG. 1

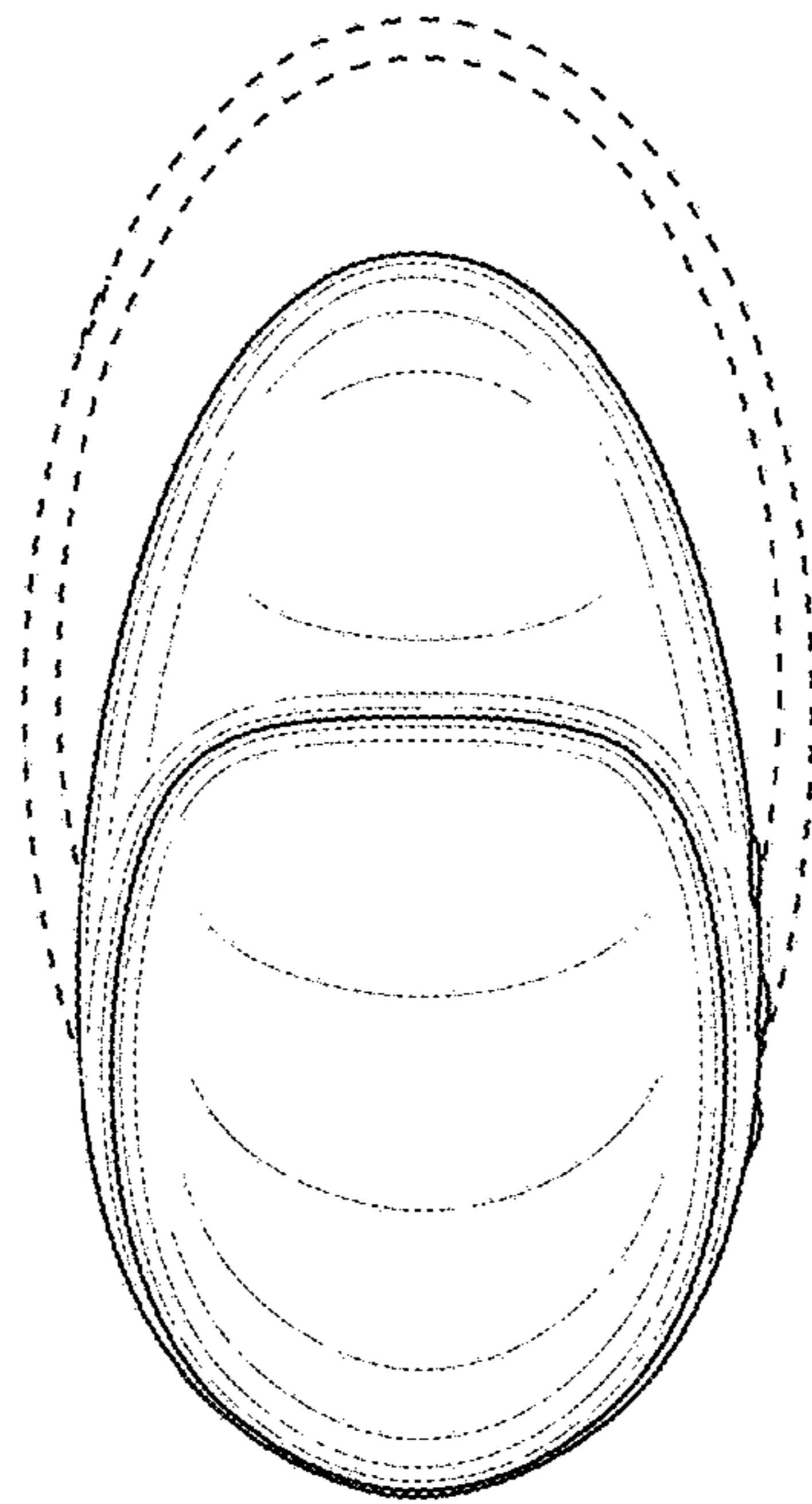


FIG. 2

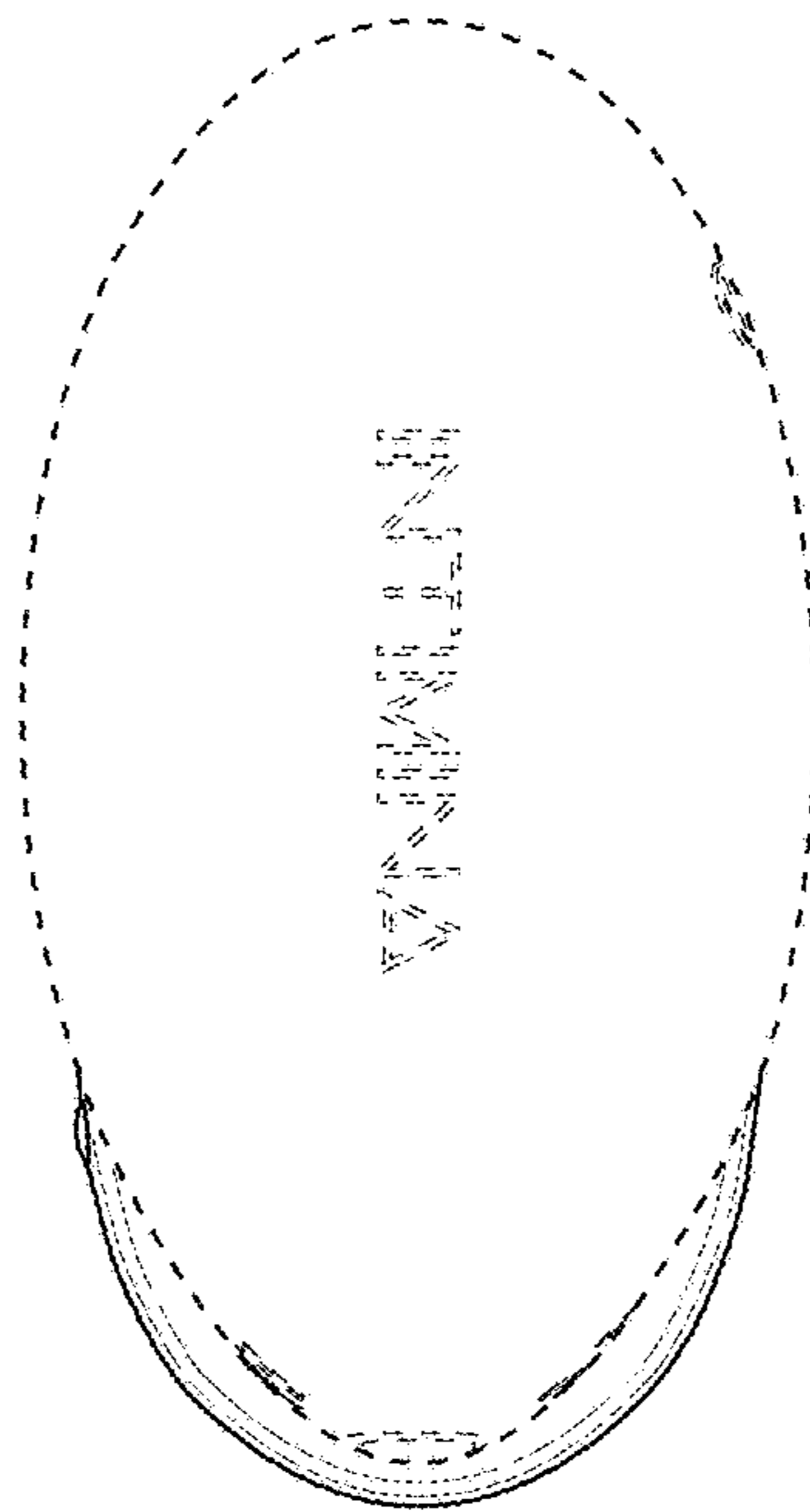


FIG. 3

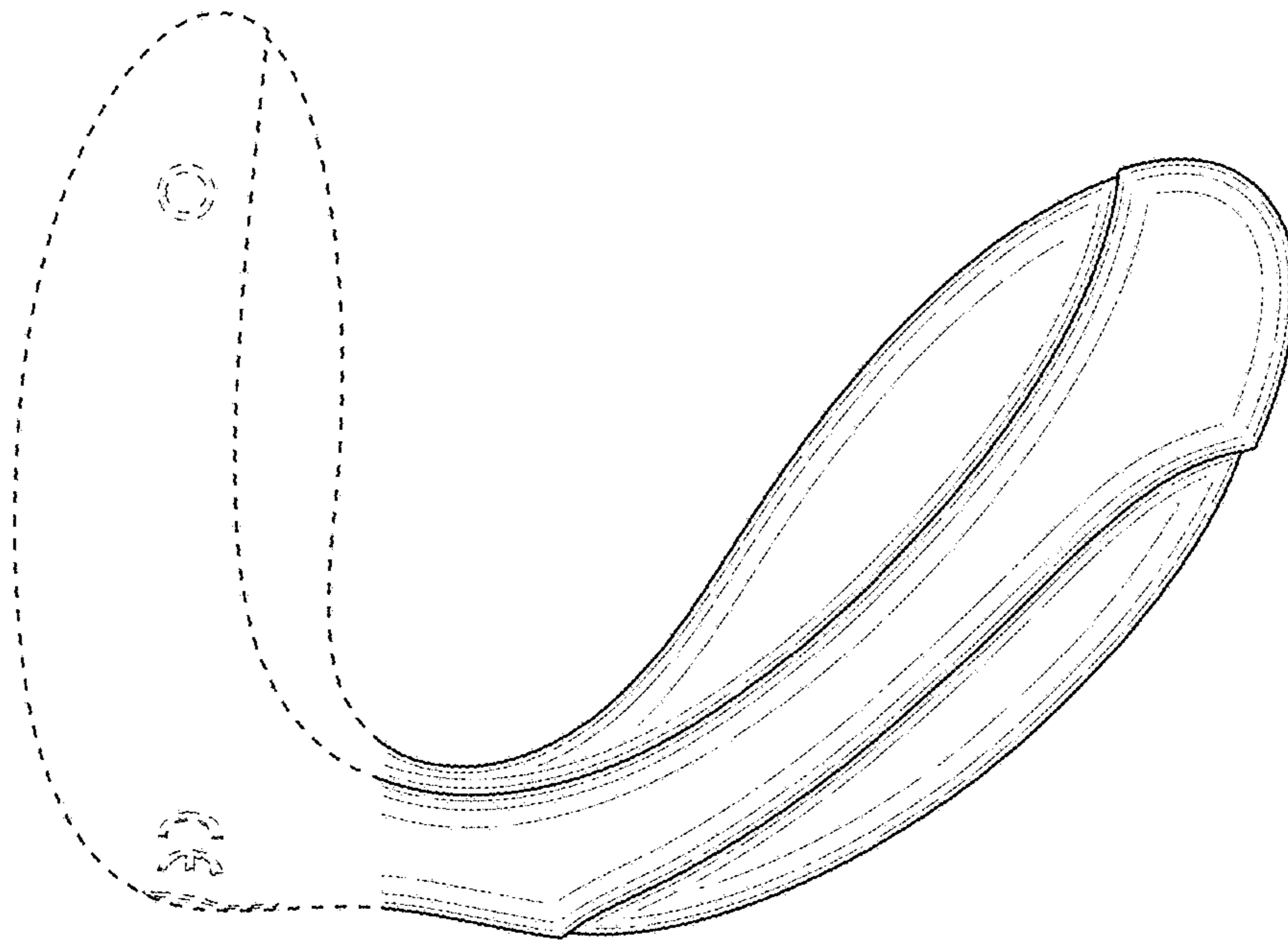


FIG. 4

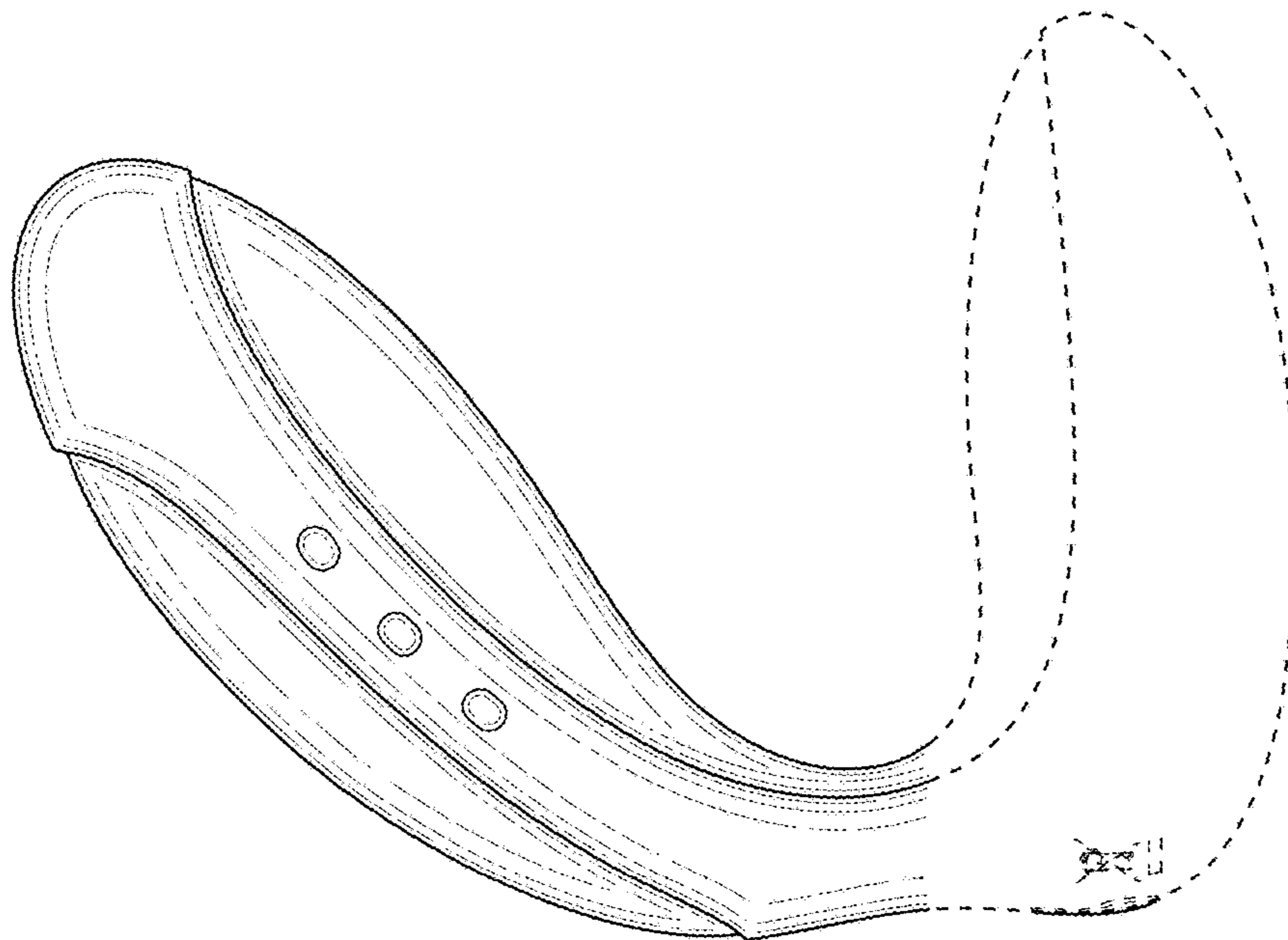


FIG. 5

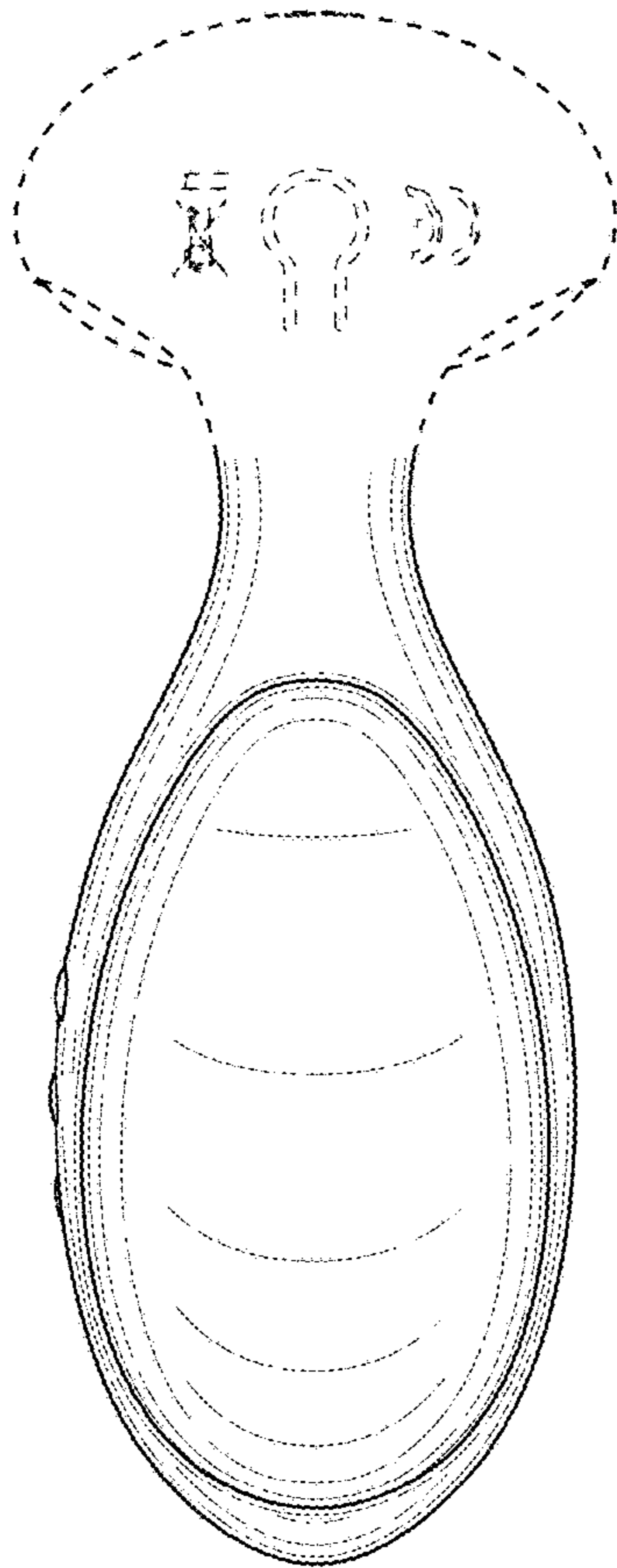


FIG. 6

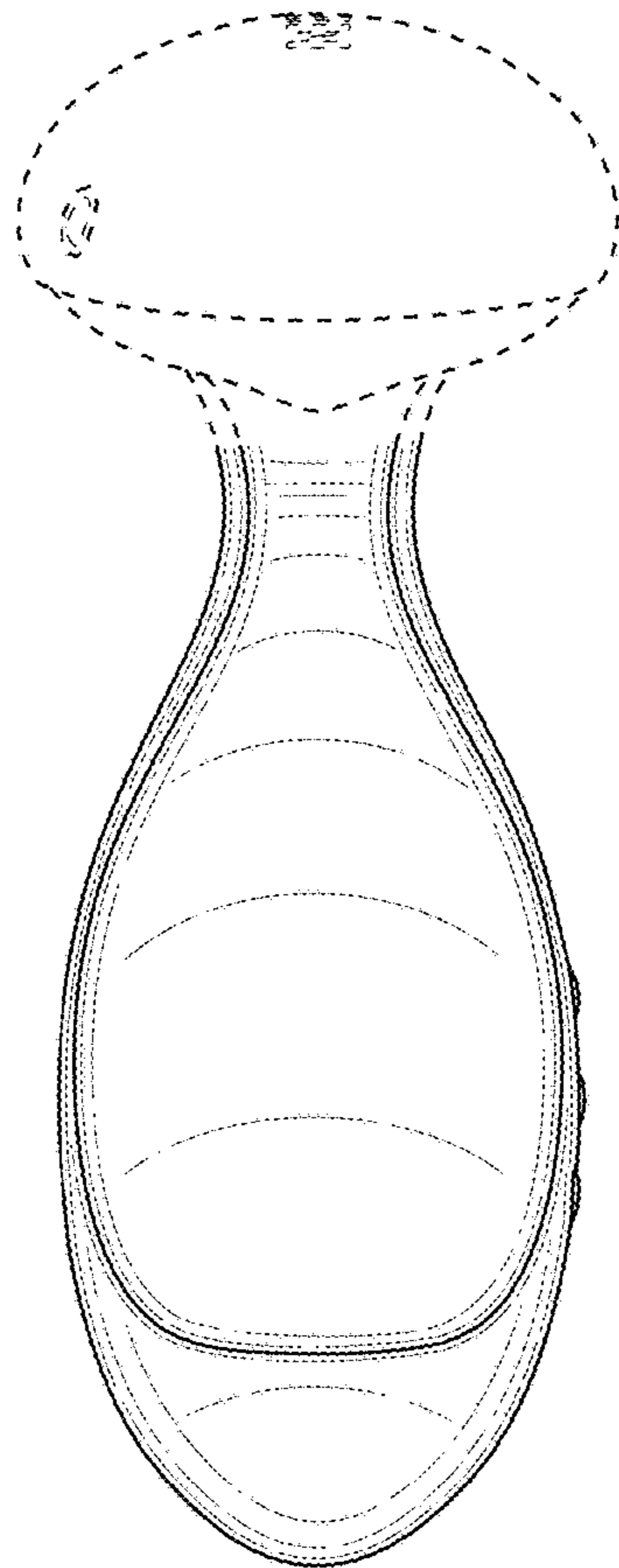


FIG. 7