



US00D844801S

(12) **United States Design Patent**
Cheung

(10) **Patent No.:** **US D844,801 S**

(45) **Date of Patent:** **** Apr. 2, 2019**

(54) **VIBRATOR**

(71) Applicant: **Brandcore Limited**, Road Town,
Tortola (VG)

(72) Inventor: **Lai Lam Cheung**, Ma On Shan (HK)

(73) Assignee: **Brandcore Limited** (VG)

(**) Term: **15 Years**

(21) Appl. No.: **29/610,083**

(22) Filed: **Jul. 10, 2017**

(51) **LOC (11) Cl.** **28-03**

(52) **U.S. Cl.**
USPC **D24/215**

(58) **Field of Classification Search**

USPC .. 601/15, 18, 19, 27, 28-32, 46, 47, 48, 52,
601/78, 99, 112, 113, 118, 135, 137,
601/DIG. 12, DIG. 14, DIG. 15, DIG. 16,
601/DIG. 17; D24/200, 211, 212, 213,
D24/214, 215; D30/160; D14/225, 228;
600/38

CPC .. A61H 23/004; A61H 15/0085; A61H 19/34;
A61H 19/40; A61H 19/44; A61H 19/50
See application file for complete search history.

(56) **References Cited**

U.S. PATENT DOCUMENTS

1,113,079	A *	10/1914	Wilmes	A61H 23/0263
					601/72
D228,473	S *	9/1973	Koahido	D24/214
D338,070	S *	8/1993	Lam	D24/214
5,928,170	A *	7/1999	Garrigan	A61H 19/44
					601/47
6,110,102	A *	8/2000	Harrison	A61H 19/44
					600/38
6,599,236	B1 *	7/2003	Castro	A61H 19/44
					600/38
D499,811	S *	12/2004	Nan	D24/215

D510,628	S *	10/2005	Talbot	D24/214
D539,432	S *	3/2007	Nan	D24/215
D600,357	S *	9/2009	Chaput	D24/214
D615,529	S *	5/2010	Kearns	D14/228
D615,663	S *	5/2010	Nan	D24/215
D620,601	S *	7/2010	TerMeer	D24/215
D623,311	S *	9/2010	Aulwes	D24/214
D649,656	S *	11/2011	Petersen	D24/215
D674,109	S *	1/2013	Sedic	D24/215

(Continued)

OTHER PUBLICATIONS

Dhgate, "10 Speed Magic Wand Travel Massager . . .", Mar. 2, 2018. <https://www.dhgate.com/product/10-speed-magic-wand-travel-massager-ultra/382332389.html?m=5ff80808153bd8e090153d5c187902f11113823323891#cppdh-1-3>
ff80808160d54f1101624148c3807135. Shown on p. 1. (Year: 2018).*

Primary Examiner — Cynthia Ramirez
Assistant Examiner — Michael A Maharajh
(74) *Attorney, Agent, or Firm* — Merek, Blackmon & Voorhees, LLC


(57) **CLAIM**

I claim the ornamental design for a vibrator, as shown and described.

DESCRIPTION

FIG. 1 is a front perspective view of the vibrator showing my new design.
FIG. 2 is a front elevational view of the vibrator of FIG. 1.
FIG. 3 is a back elevational view of the vibrator of FIG. 1.
FIG. 4 is a top plan view of the vibrator of FIG. 1.
FIG. 5 is a bottom plan view of the vibrator of FIG. 1.
FIG. 6 is a right side view of the vibrator of FIG. 1; and,
FIG. 7 is a left side view of the vibrator of FIG. 1.
The areas shown within the broken lines represent portions of the vibrator, which form no part of the claimed design.

1 Claim, 6 Drawing Sheets



(56)

References Cited

U.S. PATENT DOCUMENTS

D681,842 S * 5/2013 Chang D24/215
 8,622,941 B2 * 1/2014 Wu A61H 7/003
 601/112
 D716,466 S * 10/2014 Kanbar A61H 19/40
 D24/215
 D740,433 S * 10/2015 Zhu A61H 15/0085
 D24/215
 D802,784 S * 11/2017 Lee D24/215
 2005/0273024 A1 * 12/2005 Nan A61H 19/44
 601/71
 2006/0084837 A1 * 4/2006 Klearman A61H 19/44
 600/38
 2006/0287616 A1 * 12/2006 Nan A45D 34/041
 601/17
 2008/0091128 A1 * 4/2008 Nan A61H 7/001
 601/70
 2008/0194907 A1 * 8/2008 Lin A61H 19/44
 600/38
 2009/0275796 A1 * 11/2009 Gil A61H 19/44
 600/38
 2010/0121234 A1 * 5/2010 Nan A61H 19/44
 601/135
 2010/0174136 A1 * 7/2010 Shim A61H 19/34
 600/38
 2010/0174212 A1 * 7/2010 Shim A61B 5/103
 600/587

2010/0174213 A1 * 7/2010 Shim A61H 19/34
 600/587
 2011/0021870 A1 * 1/2011 Lee A61H 19/44
 600/38
 2011/0040142 A1 * 2/2011 Eum A61F 5/41
 600/38
 2011/0082332 A1 * 4/2011 Lee A61H 19/44
 600/38
 2012/0136287 A1 * 5/2012 Barnard A61H 19/44
 601/46
 2012/0136289 A1 * 5/2012 McGann A61H 23/0263
 601/78
 2014/0107409 A1 * 4/2014 Bailey E03D 9/08
 600/38
 2014/0107410 A1 * 4/2014 Rosenberg A61H 19/44
 600/38
 2014/0194794 A1 * 7/2014 Sedic A61H 23/0254
 601/72
 2014/0200400 A1 * 7/2014 Berman A61B 17/43
 600/38
 2015/0148592 A1 * 5/2015 Kanbar A61H 19/34
 600/38
 2016/0015596 A1 * 1/2016 Murison A61H 23/0263
 600/38
 2017/0231859 A1 * 8/2017 Beans A61H 7/003
 601/137
 2018/0104141 A1 * 4/2018 Shaw A61H 19/44

* cited by examiner




FIG. 1




FIG. 2




FIG. 3




FIG. 4




FIG. 5




FIG. 6




FIG. 7