

US00D844765S

(12) **United States Design Patent** (10) **Patent No.:** **US D844,765 S**
Zhang et al. (45) **Date of Patent:** **** Apr. 2, 2019**

(54) **AIR PURIFIER**
(71) Applicant: **Lumileds Holding B.V.**, Schiphol (NL)
(72) Inventors: **Moses Zhang**, Shanghai (CN); **Lawrence Lee**, Shanghai (CN); **Elie Cai**, Shanghai (CN); **Bill Guo**, Shanghai (CN); **Ke Yong Zhao**, Shanghai (CN); **Leo Kang**, Shanghai (CN); **Thijmen Galekop**, Shanghai (CN)

D571,351 S * 6/2008 Sogabe D14/168
D575,766 S * 8/2008 Harris D14/188
D575,860 S * 8/2008 Wu D23/366
D616,875 S * 6/2010 Oh D14/188
D657,036 S * 4/2012 Vetu D23/364
D690,280 S * 9/2013 Schul D14/168
D725,624 S * 3/2015 Carney D14/140
D781,250 S * 3/2017 Cartwright D13/168
D803,377 S * 11/2017 Gobber D23/366
D804,003 S * 11/2017 Zhao D23/364
D819,798 S * 6/2018 Hwang D23/364

(73) Assignee: **Lumileds Holding B.V.**, Schiphol (NL)

(**) Term: **15 Years**

(21) Appl. No.: **29/633,054**

(22) Filed: **Jan. 11, 2018**

(30) **Foreign Application Priority Data**

Jul. 12, 2017 (CN) 2017 3 0305658

(51) **LOC (11) Cl.** **23-04**

(52) **U.S. Cl.**
USPC **D23/364**

(58) **Field of Classification Search**
USPC D23/355-366, 352, 369, 332, 333, 335, D23/336, 342, 351; 422/120, 122; 55/356, 473, 504; 96/97; D14/188, 170, D14/172; 261/DIG. 17, DIG. 65, 261/DIG. 88, DIG. 31; D18/34.6
CPC .. A61L 9/16; A61L 9/22; B01D 47/00; B01D 47/027; B01D 2221/02; B01D 2259/4508; B03C 3/155; B03C 3/368; F24F 3/16; F24F 13/20; F24F 13/28; F24F 3/1405; F24F 3/1603; F24F 13/222
See application file for complete search history.

(56) **References Cited**

U.S. PATENT DOCUMENTS

D247,974 S * 5/1978 Wheeler D23/359
D460,170 S * 7/2002 Hart D23/366

OTHER PUBLICATIONS

youtube.com, philips cp7101, Jan. 9, 2018, <https://www.youtube.com/watch?v=PgZ6cOgGpwE> (Year: 2018).*

* cited by examiner

Primary Examiner — David G Muller

Assistant Examiner — Nathan M Johnston

(74) *Attorney, Agent, or Firm* — Baker & McKenzie LLP

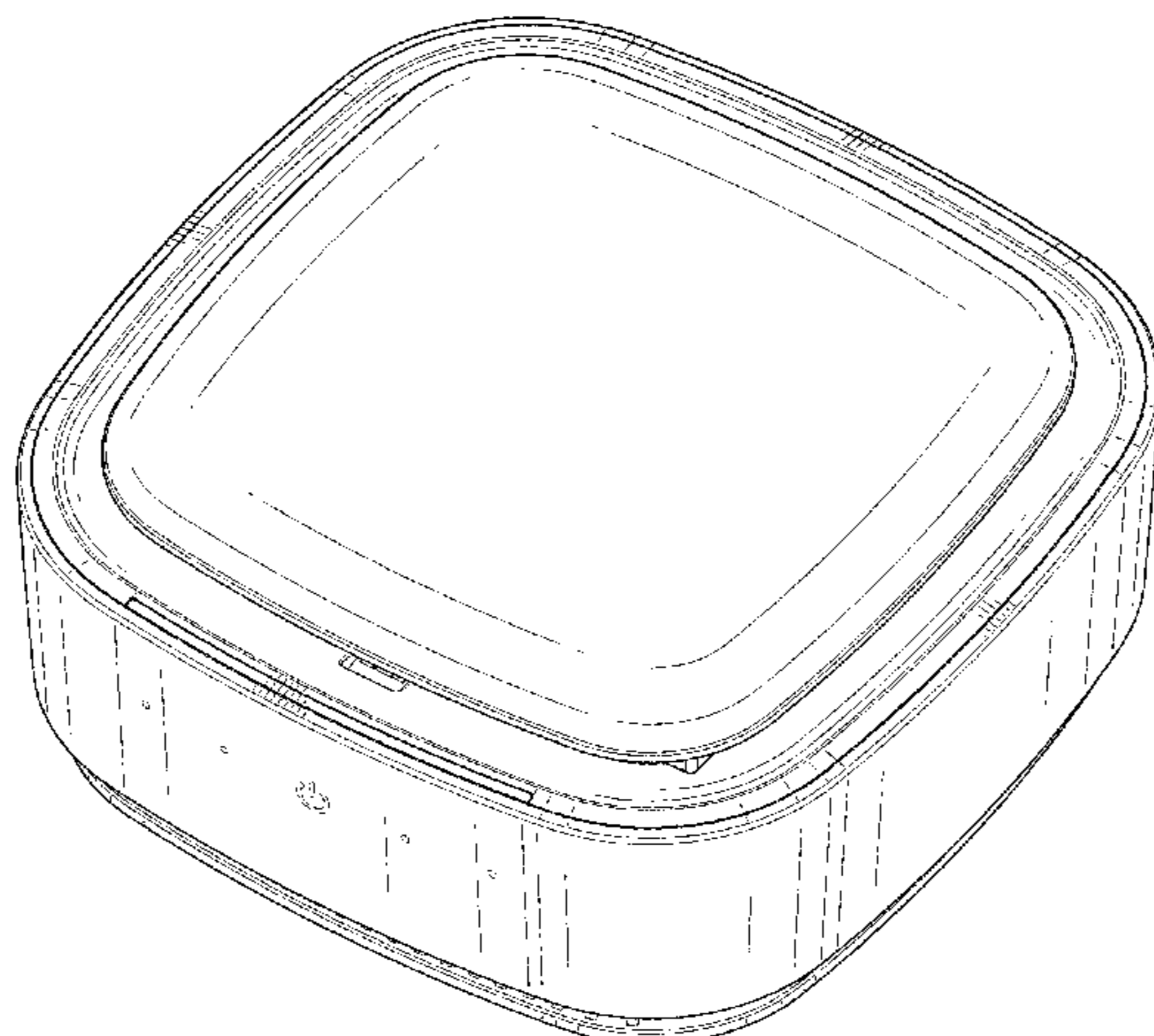
(57) **CLAIM**

The ornamental design for an air purifier, as shown and described.

DESCRIPTION

FIG. 1 is a perspective view of an air purifier showing our new design;
FIG. 2 is a front elevation view thereof;
FIG. 3 is a rear elevation view thereof;
FIG. 4 is a right-side elevation view thereof;
FIG. 5 is a left-side elevation view thereof;
FIG. 6 is a top plan view thereof; and,
FIG. 7 is a bottom plan view thereof.
The broken lines show portions of the design that form no part of the claimed design.

1 Claim, 5 Drawing Sheets



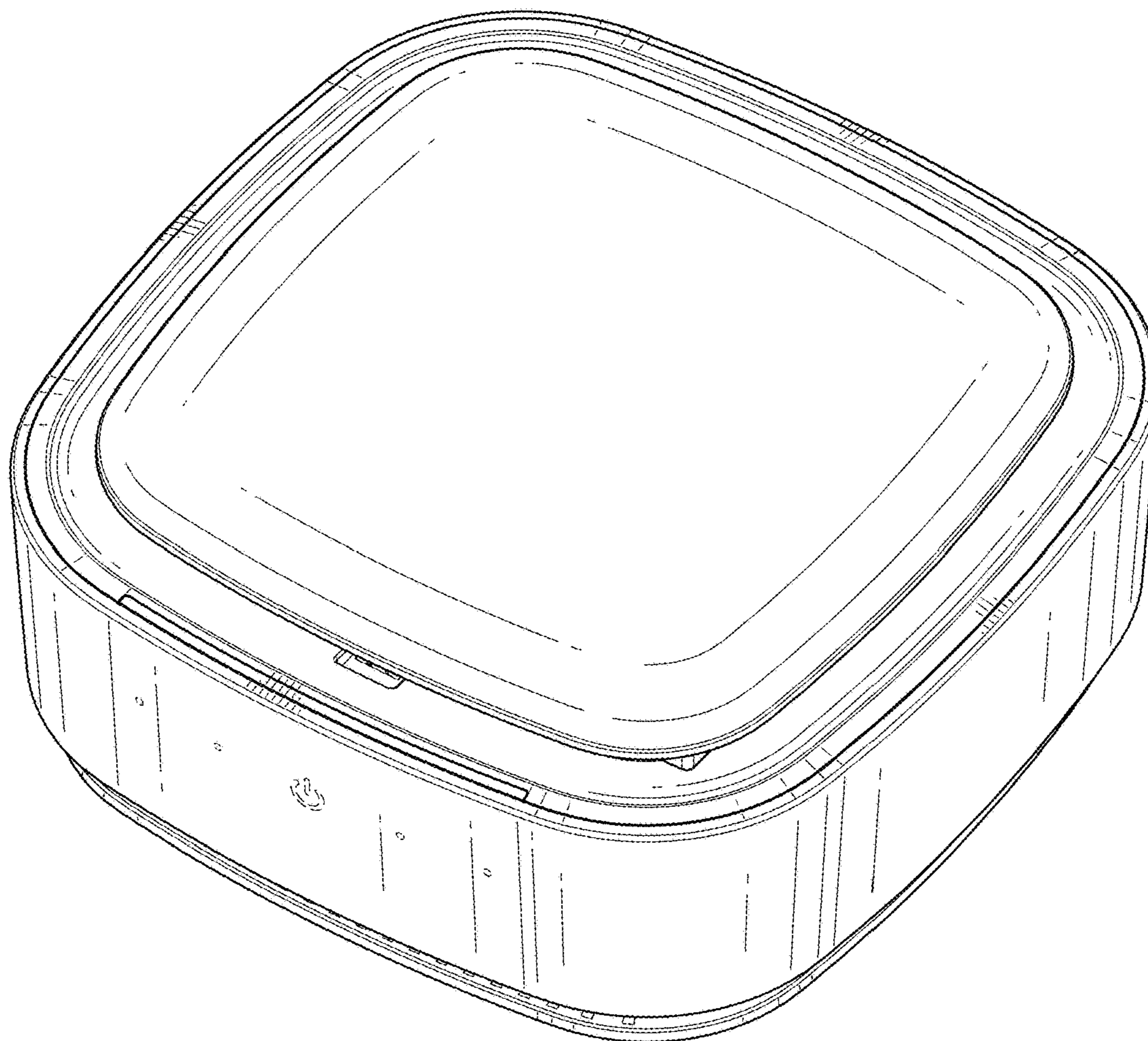


FIG. 1

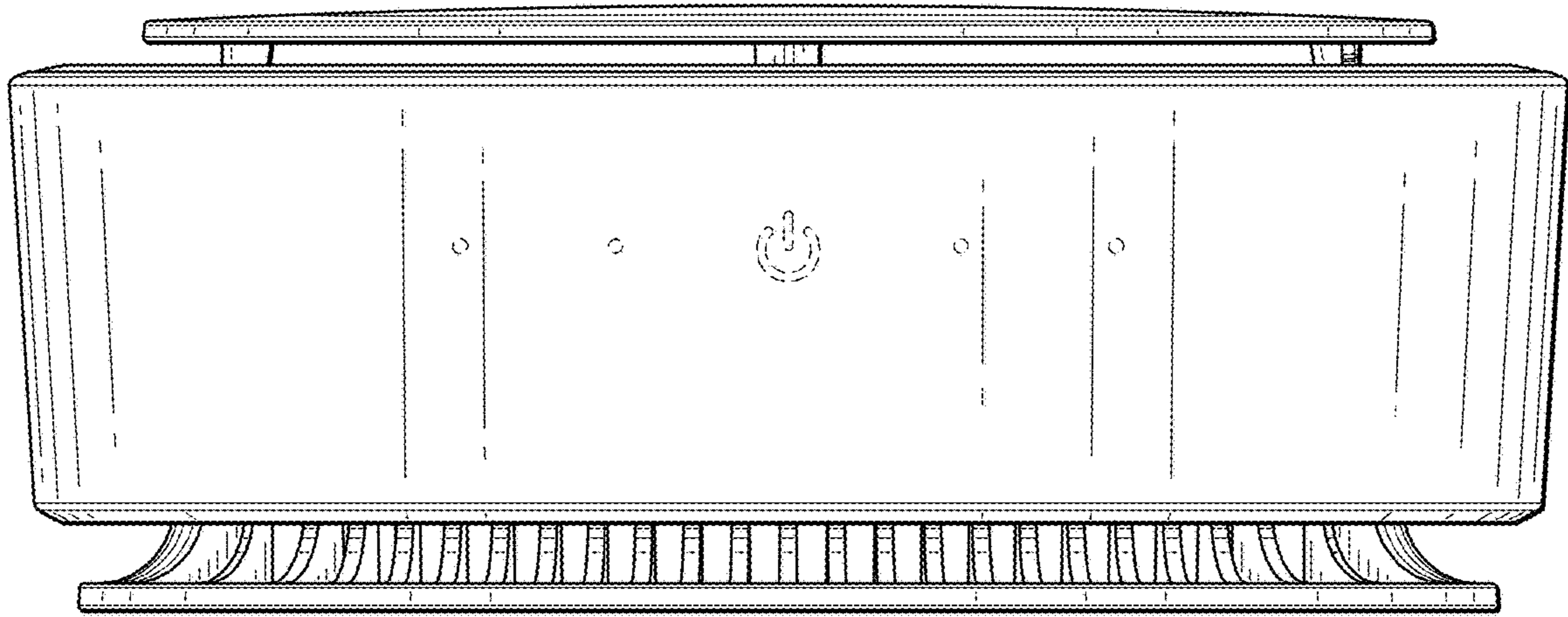


FIG. 2

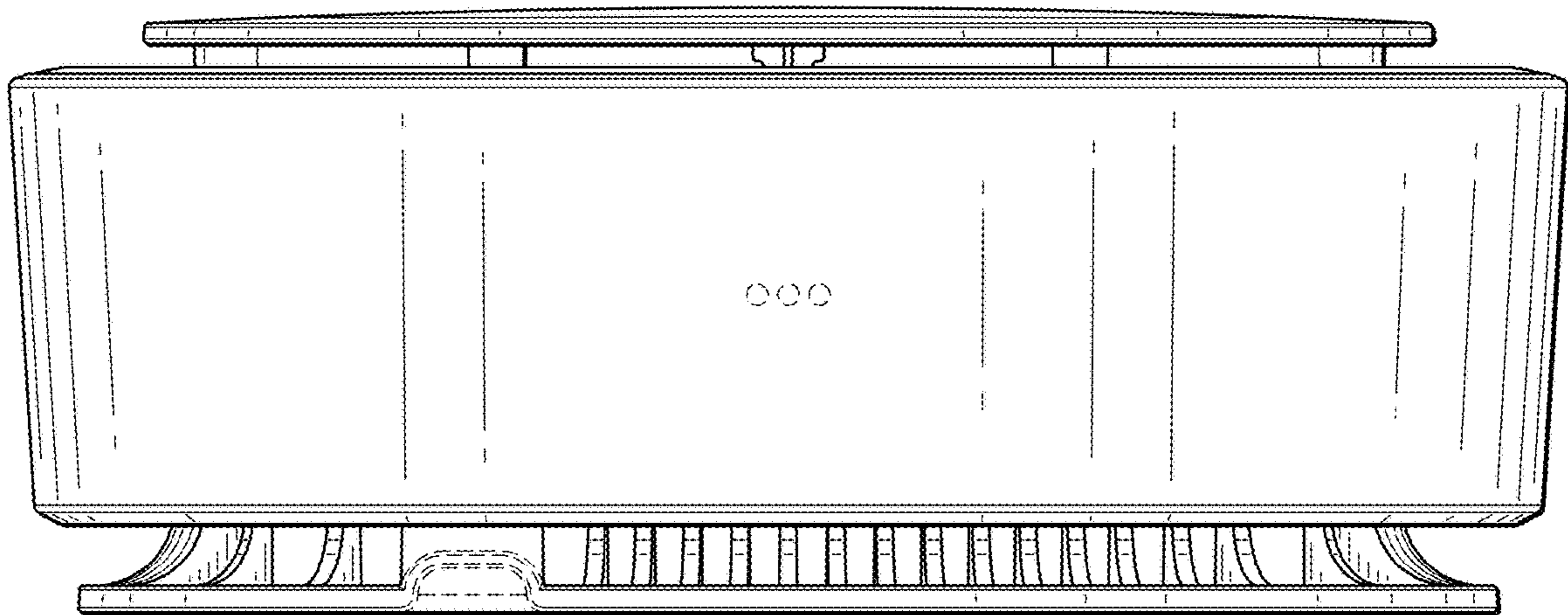


FIG. 3

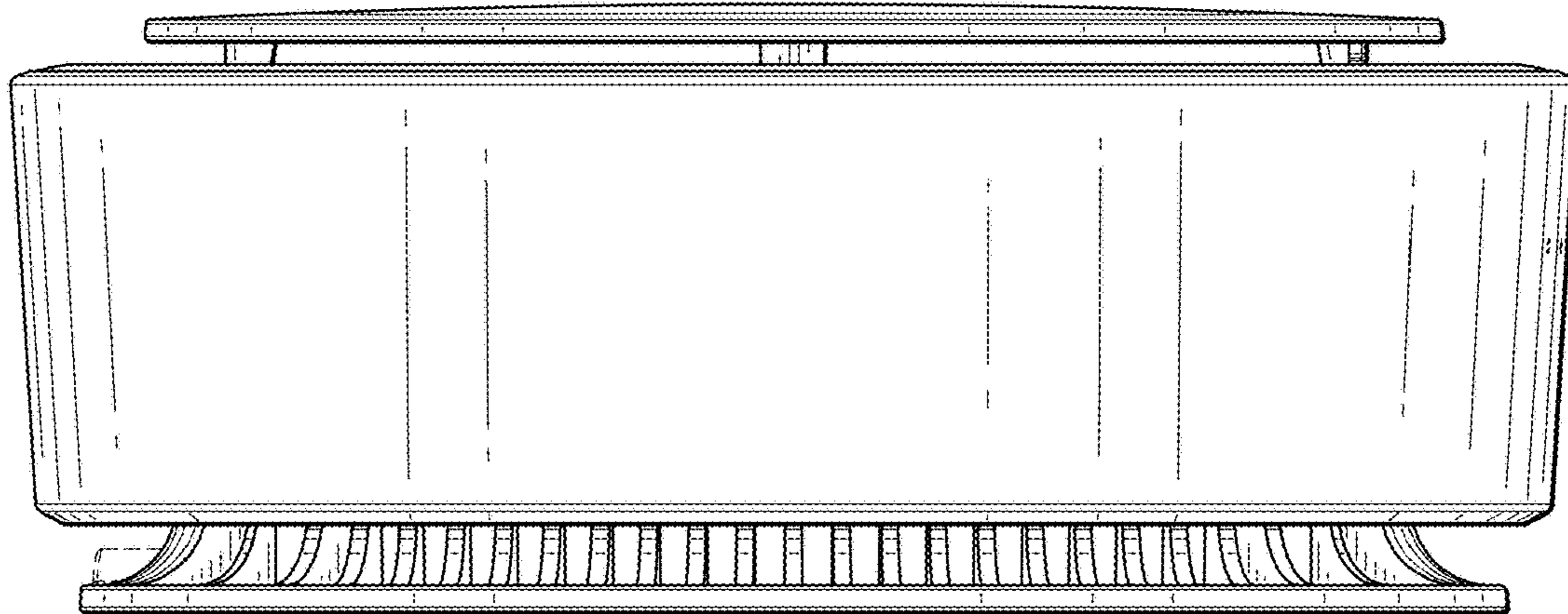


FIG. 4

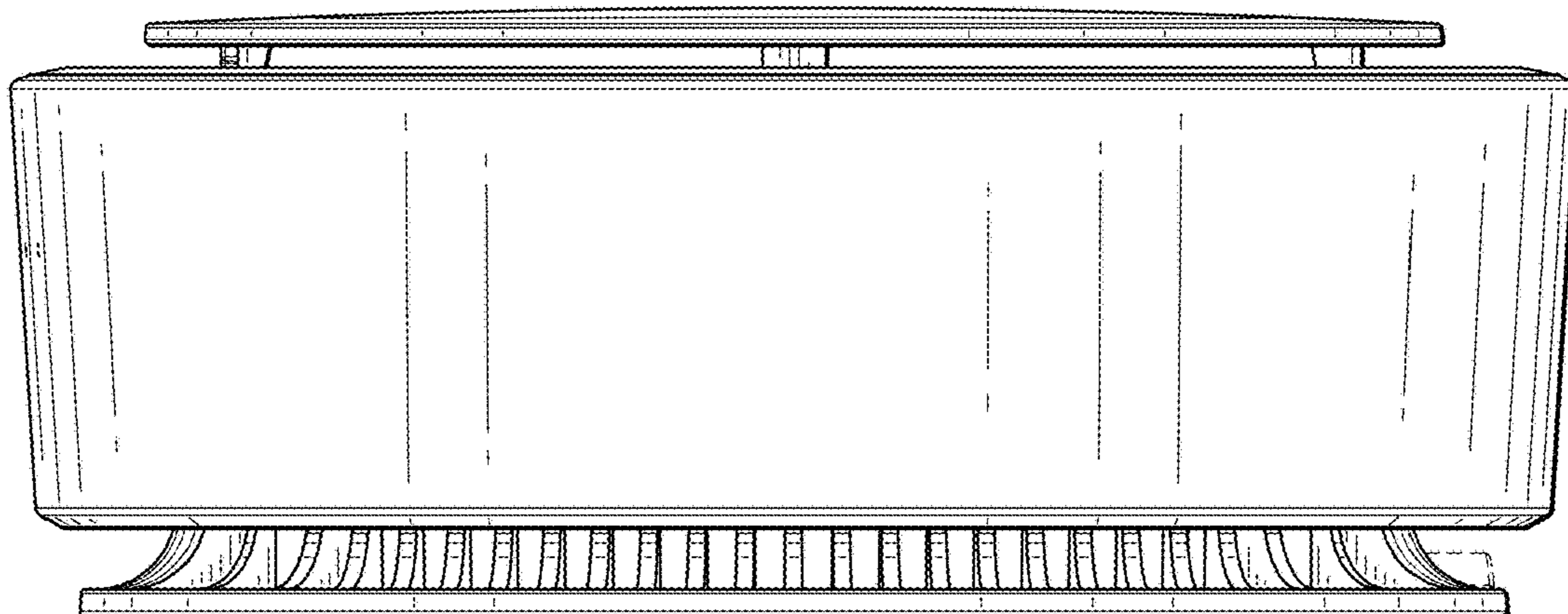


FIG. 5

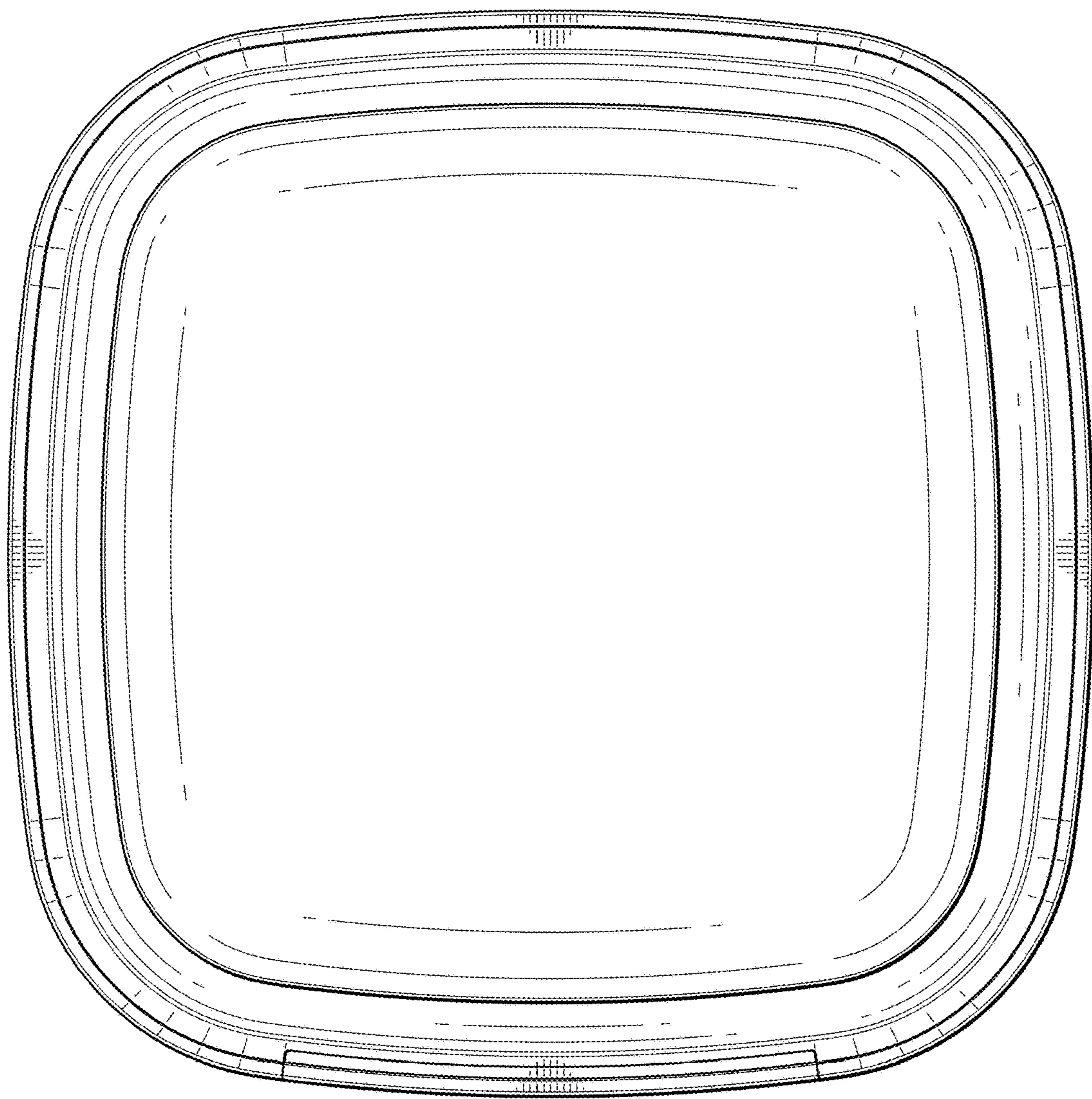


FIG. 6

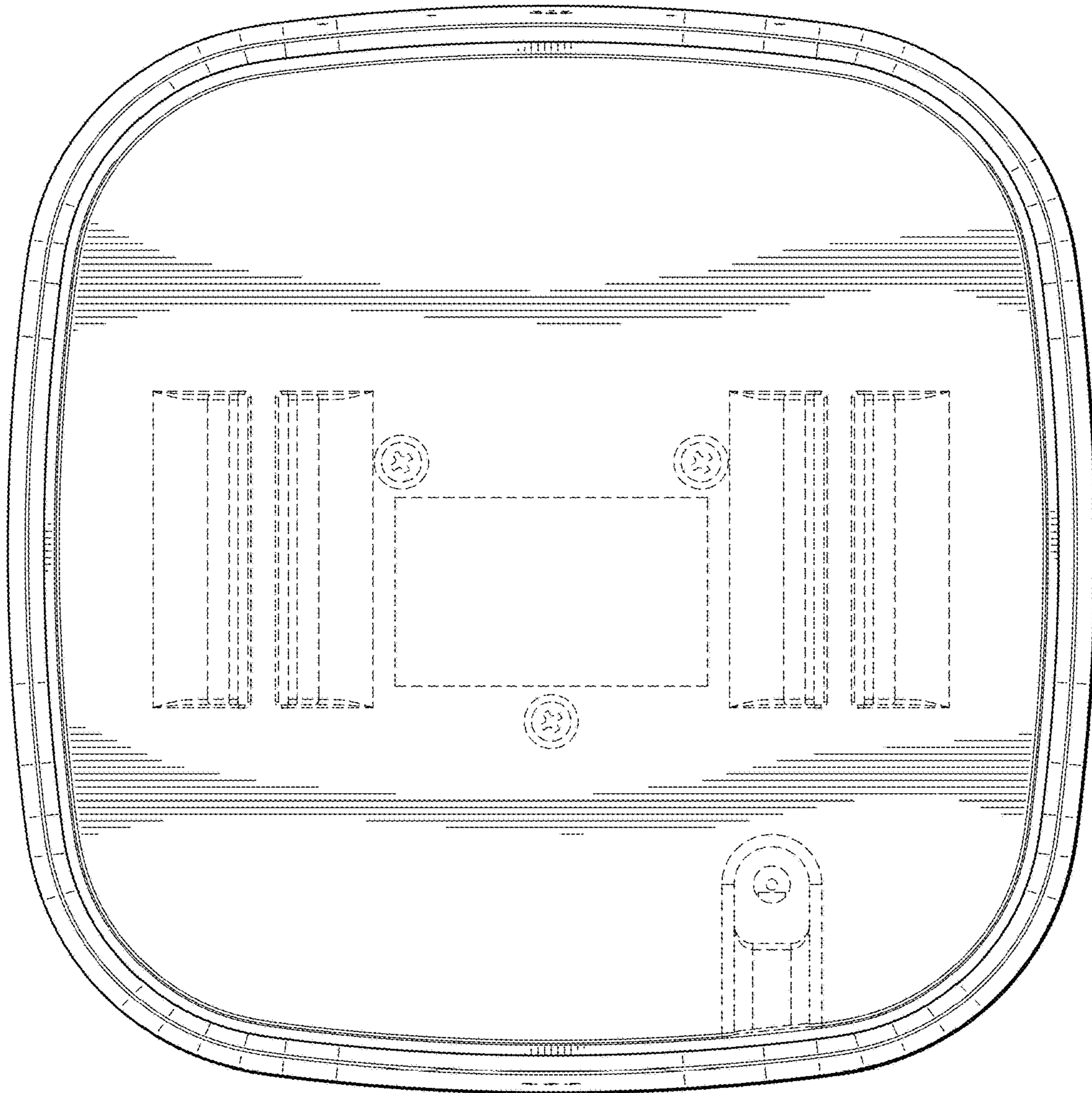


FIG. 7