



US00D844749S

(12) **United States Design Patent**
Cocks et al.

(10) **Patent No.:** **US D844,749 S**

(45) **Date of Patent:** **** Apr. 2, 2019**

(54) **HAND SHOWER**

(71) Applicant: **Phoenix Industries Pty Ltd,**
Bayswater, Victoria (AU)

(72) Inventors: **Andrew John Cocks,** Bayswater (AU);
Ban Hsi Liu, Bayswater (AU)

(73) Assignee: **Phoenix Industries Pty Ltd,**
Bayswater, Victoria (AU)

(**) Term: **15 Years**

(21) Appl. No.: **29/630,819**

(22) Filed: **Dec. 22, 2017**

(51) **LOC (11) Cl.** **23-01**

(52) **U.S. Cl.**
USPC **D23/223**

(58) **Field of Classification Search**
USPC D23/213, 223, 226, 229, 230
CPC A61H 9/0021; A61H 33/00; B05B 1/00;
B05B 1/14; B05B 1/185; B05B 1/08;
B05B 1/02; B05B 1/26; B05B 12/002;
B05B 1/18

See application file for complete search history.

(56) **References Cited**

U.S. PATENT DOCUMENTS

D590,917 S *	4/2009	Schoenherr	D23/223
D654,983 S *	2/2012	Schoenherr	D23/223
D655,386 S *	3/2012	Schoenherr	D23/223
D655,783 S *	3/2012	Schoenherr	D23/223
D659,794 S *	5/2012	Flowers	D23/223
D669,156 S *	10/2012	Schoenherr	D23/223

D694,361 S *	11/2013	Schoenherr	D23/223
D697,177 S *	1/2014	Schoenherr	D23/223
D713,004 S *	9/2014	Schoenherr	D23/223
D713,498 S *	9/2014	Schoenherr	D23/223
D714,421 S *	9/2014	Flowers	D23/223
8,991,432 B2 *	3/2015	Zhou	B05B 1/18 137/883
9,027,857 B2 *	5/2015	Kull	B05B 1/1609 239/569
D733,258 S *	6/2015	Sandee	D23/223
9,046,261 B2 *	6/2015	Zhang	F21V 33/004
D737,932 S *	9/2015	Nikles	D23/223
D749,694 S *	2/2016	Madsen	D23/213
D778,402 S *	2/2017	Schoenherr	D23/223
D778,404 S *	2/2017	Schoenherr	D23/223

* cited by examiner

Primary Examiner — Robin V Webster

(74) *Attorney, Agent, or Firm* — Womble Bond Dickinson
(US) LLP

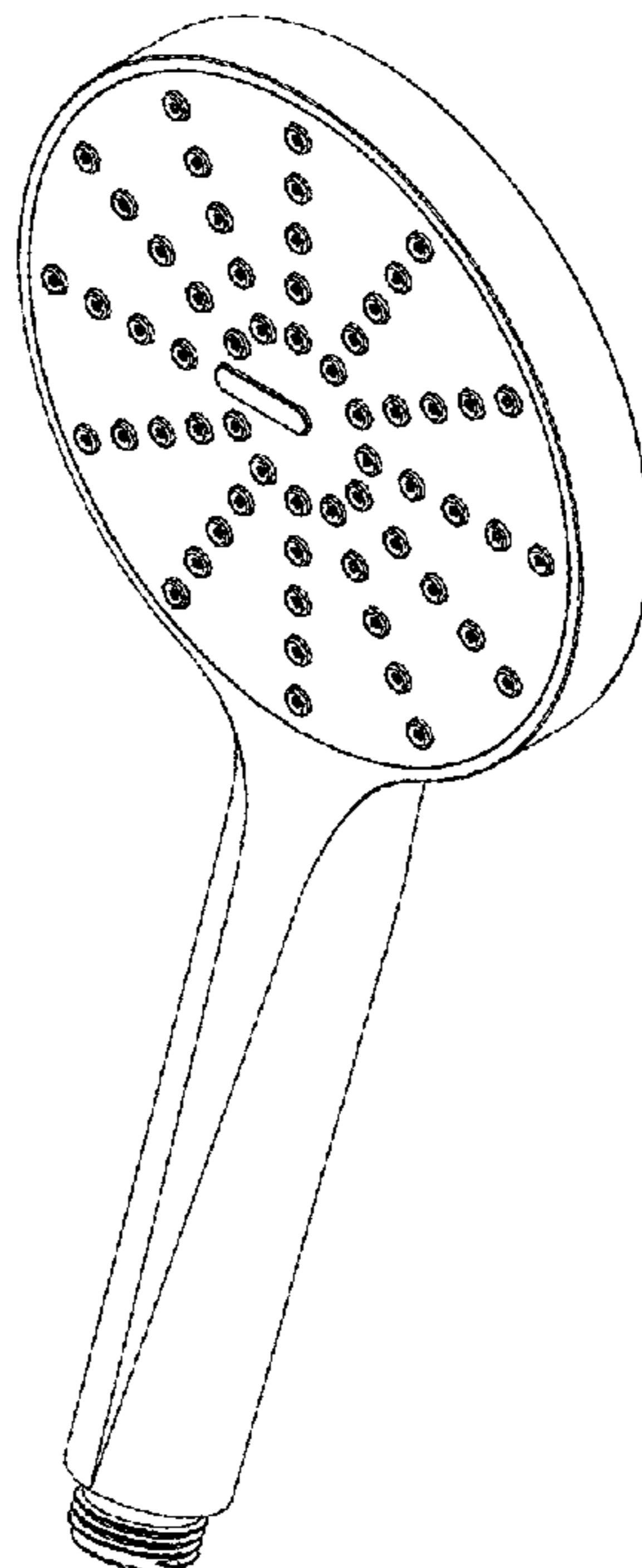
(57) **CLAIM**

We claim the ornamental design for a hand shower, as shown and described.

DESCRIPTION

FIG. 1 is a front top right perspective view of a hand shower incorporating our new design;
FIG. 2 is a rear view thereof;
FIG. 3 is a front view thereof;
FIG. 4 is a left side view thereof, the right side view being a mirror image;
FIG. 5 is a top view thereof; and,
FIG. 6 is a bottom view thereof.

1 Claim, 3 Drawing Sheets



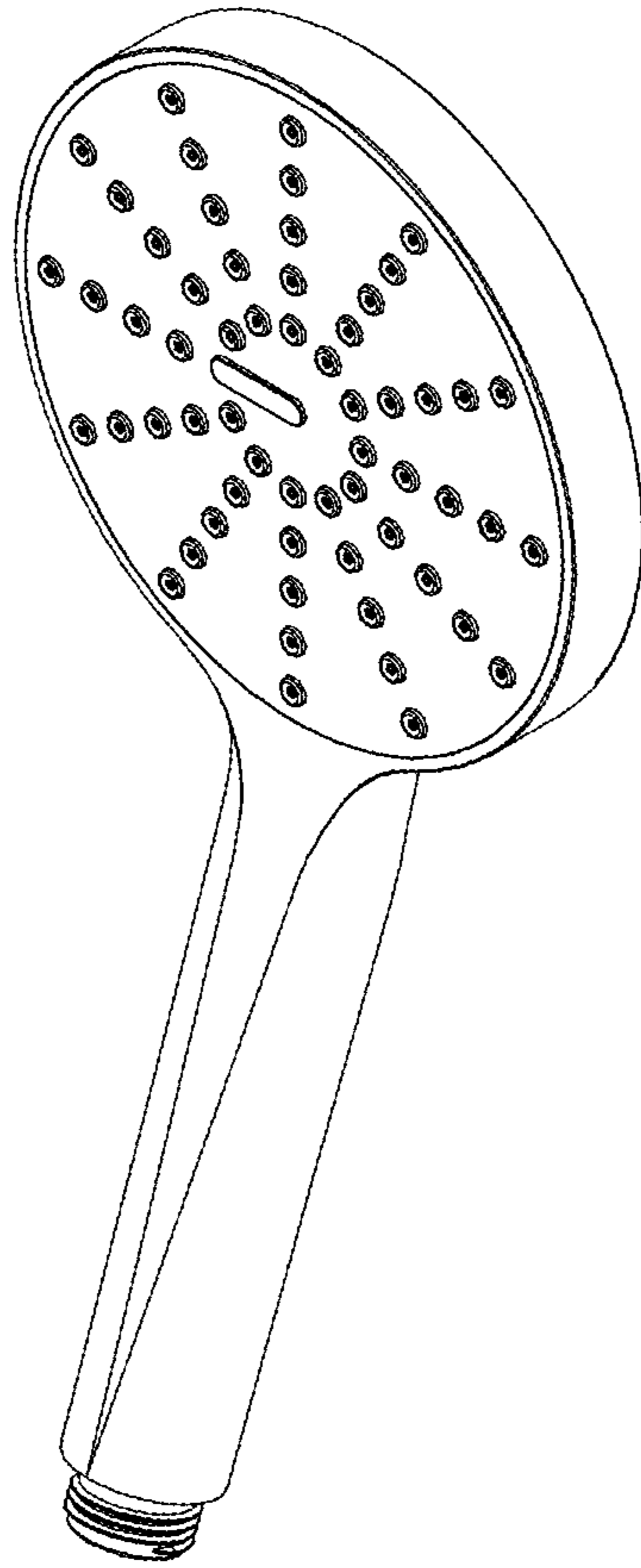


FIG 1

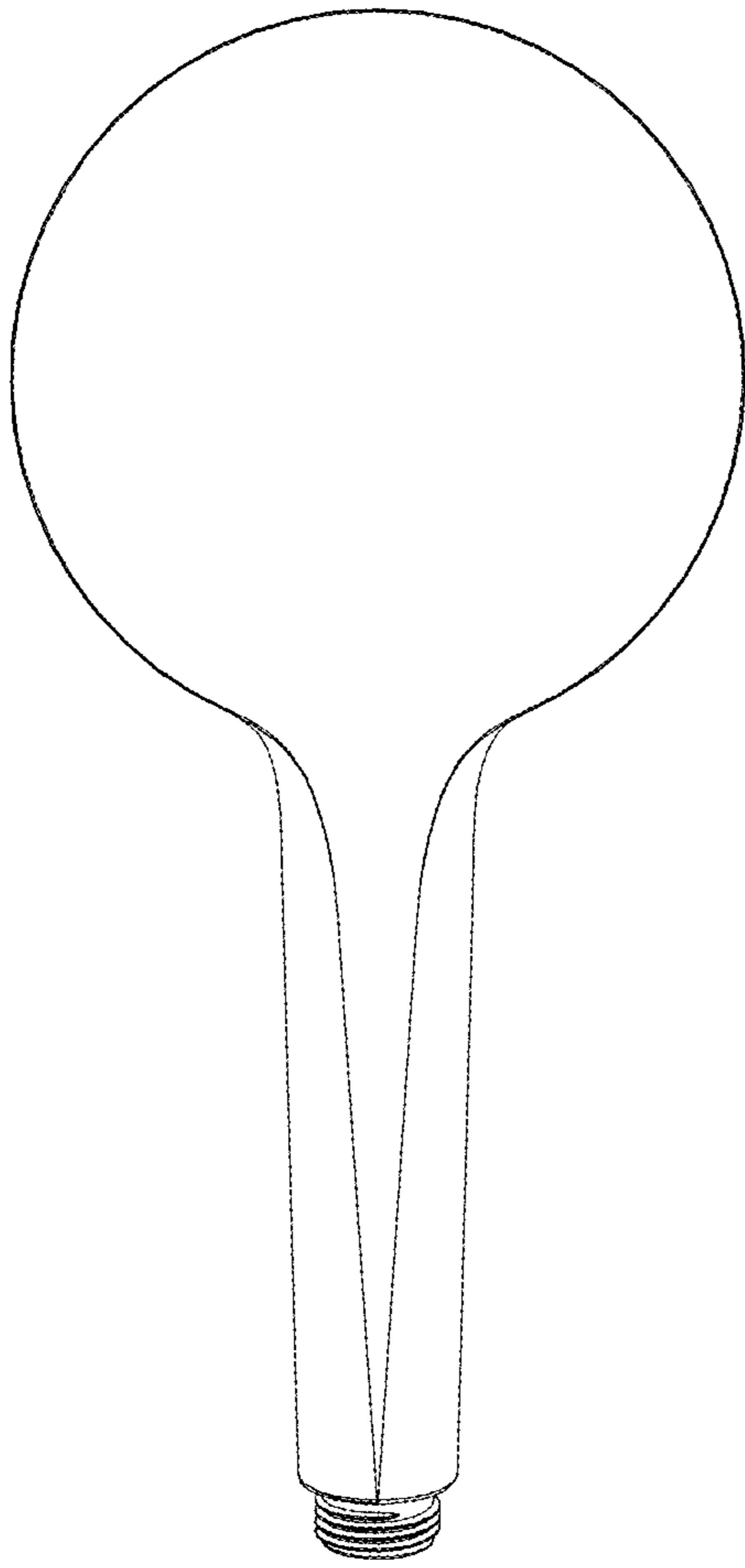


FIG 2

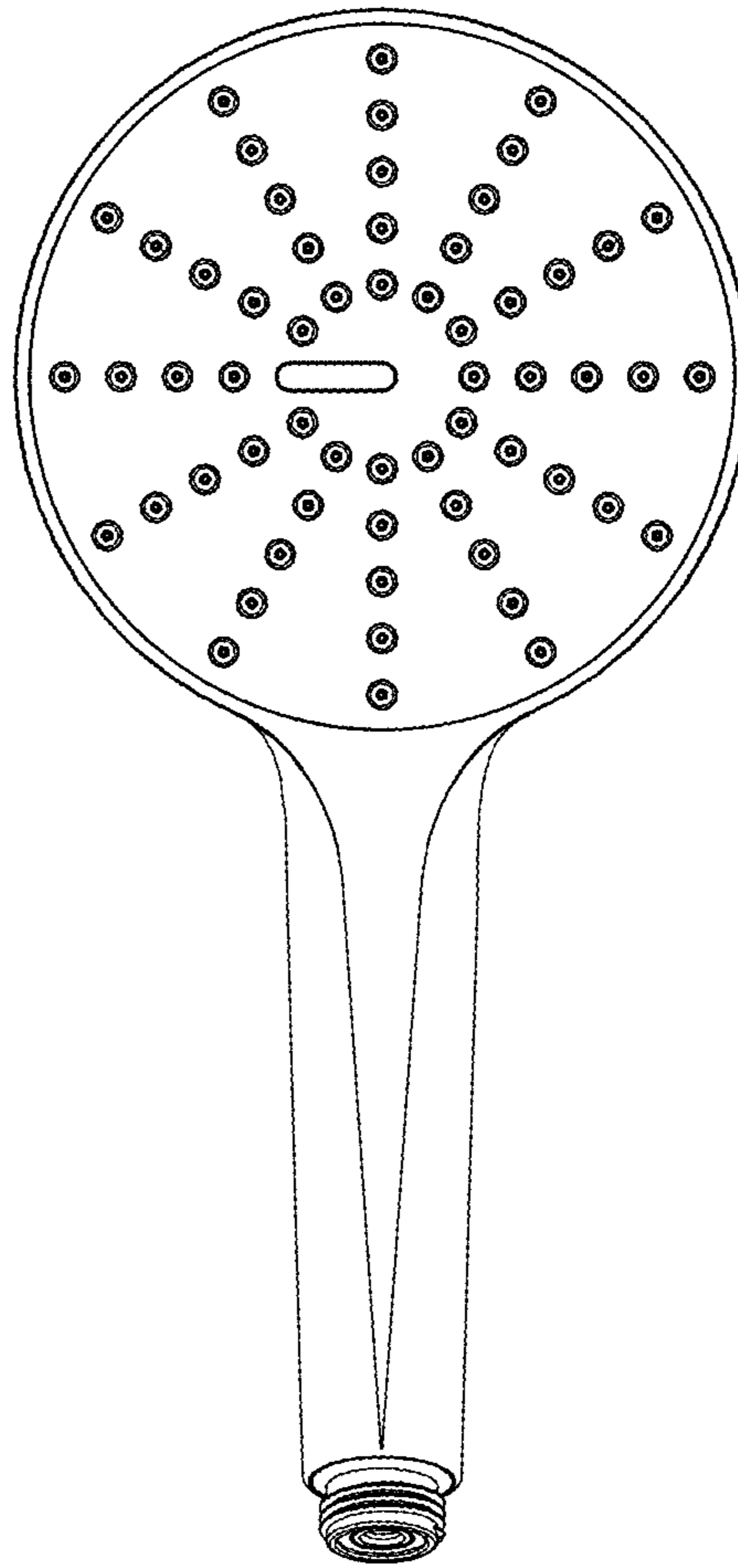


FIG 3

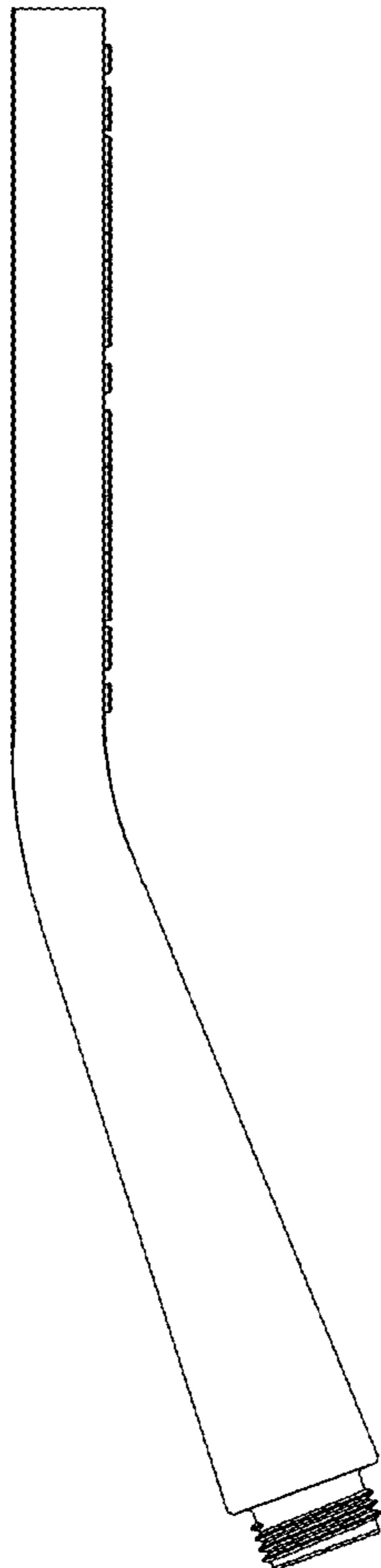


FIG 4

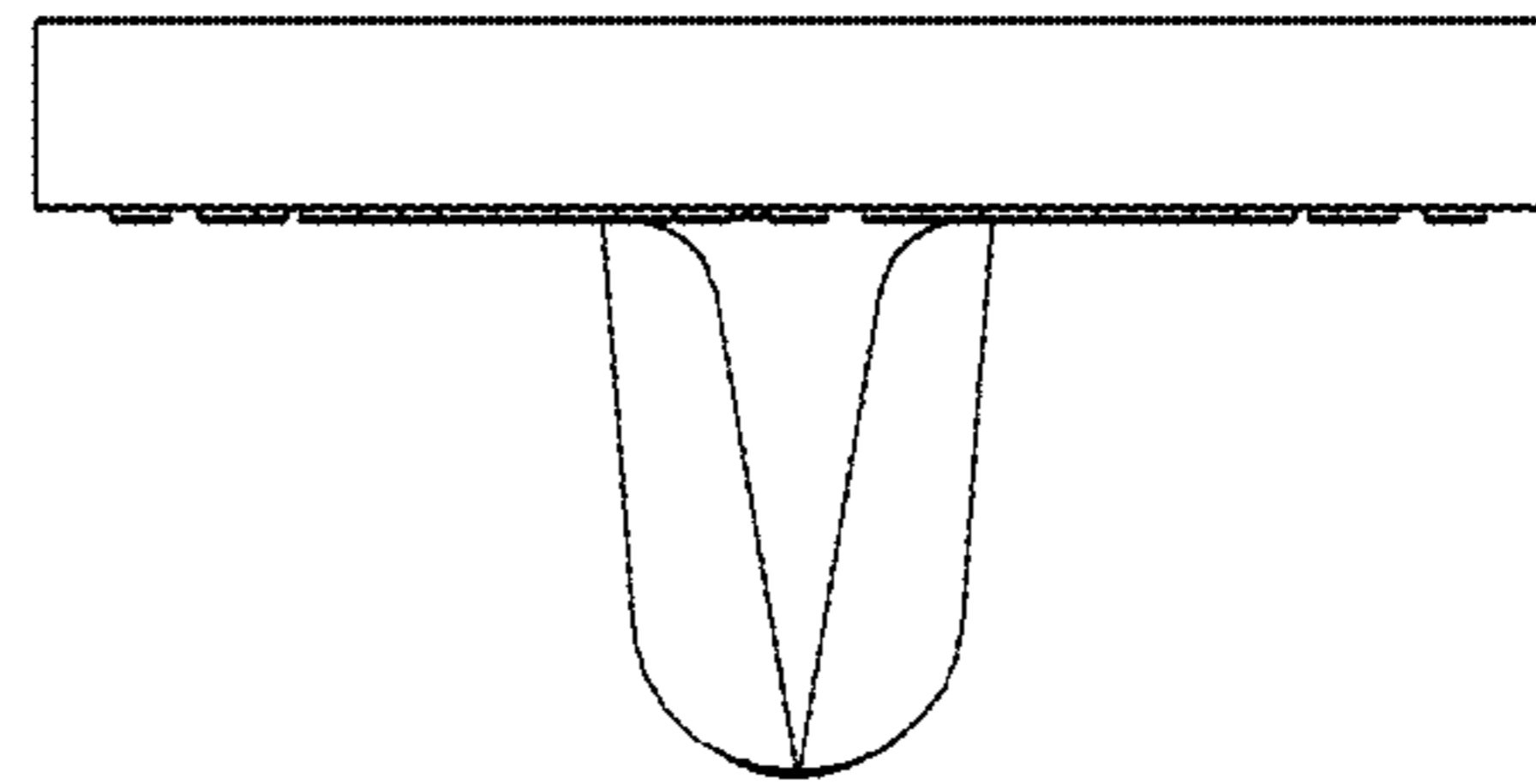


FIG 5

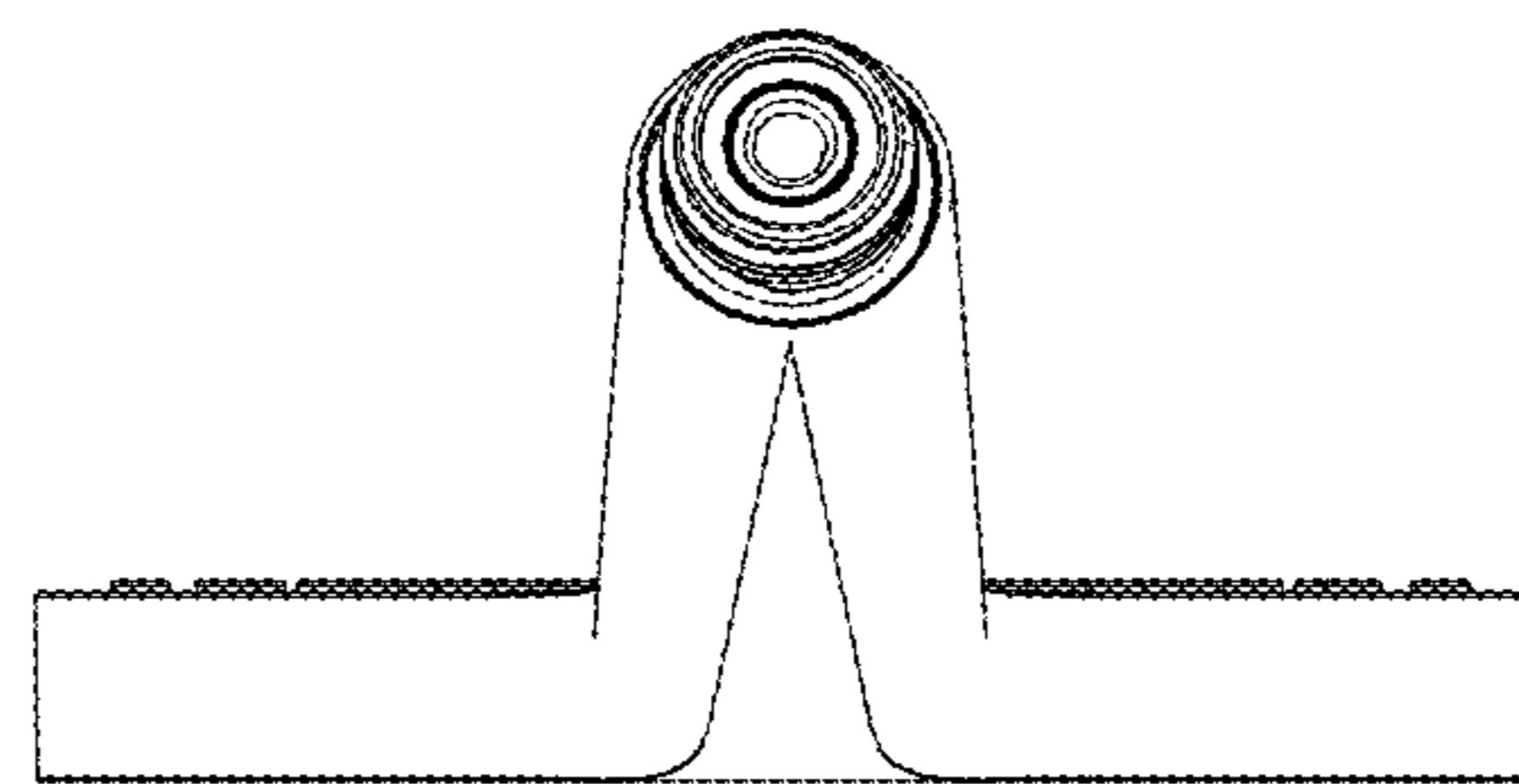


FIG 6