

US00D844721S

(12) **United States Design Patent**
Adams

(10) **Patent No.:** **US D844,721 S**
(45) **Date of Patent:** **** Apr. 2, 2019**

- (54) **ATHLETIC BASEBALL TRAINING TOOL**
- (71) Applicant: **Mitchell Adams**, Oakland, CA (US)
- (72) Inventor: **Mitchell Adams**, Oakland, CA (US)
- (**) Term: **15 Years**
- (21) Appl. No.: **29/627,217**
- (22) Filed: **Nov. 23, 2017**
- (51) **LOC (11) Cl.** **21-02**
- (52) **U.S. Cl.**
USPC **D21/713; D21/780**
- (58) **Field of Classification Search**
USPC D21/398, 707-714, 466, 698, 780, 781,
D21/788; D30/160; 473/569-577,
473/593-615; 119/707-711; 446/4, 5,
446/183, 184, 219, 220-227, 269, 270,
446/431, 437, 438, 439, 486; 428/11
CPC . A63B 37/00; A63B 37/0005; A63B 37/0098;
A63B 37/06; A63B 37/08; A63B 37/10;
A63B 37/12; A63B 37/14; A63B
2037/065; A63B 2037/082; A63B
2037/085; A63B 39/00; A63B 39/06;
A63B 39/08; A63B 2039/003; A63B
2039/006; A63B 41/00; A63B 41/08;
A63B 41/10; A63B 43/00; A63B 43/002;
A63B 43/005; A63B 43/008; A63B
43/02; A63B 43/04; A63B 43/06; A63B
2043/001; A63B 69/00; A63B 69/002;
A63B 69/0071; A63B 2069/0006; A63B
2243/00; A63B 2243/0025; A63B
2243/0037; A63B 2243/0066; A63B
2243/007; A63B 2225/01; A63H 33/18
See application file for complete search history.

- 5,269,514 A * 12/1993 Adler A63B 43/002
273/DIG. 20
- D351,203 S * 10/1994 Handy D21/707
- 5,588,648 A * 12/1996 Stebbins A63B 37/02
473/451
- 5,984,813 A * 11/1999 Cinnella A63B 37/14
473/613
- D483,424 S * 12/2003 Lowinger D21/713
- D508,092 S * 8/2005 Williams-Nicholas D21/405
- D550,778 S * 9/2007 Cooper D21/406
- D551,721 S * 9/2007 Cooper D21/406
- D698,875 S * 2/2014 Childs D21/662
- D706,875 S * 6/2014 Saber D21/398
- D748,871 S * 2/2016 Setser D30/160
- D765,193 S * 8/2016 Taylor, Sr. D21/684
- D786,513 S * 5/2017 Tome D30/121
- D822,295 S * 7/2018 Woods D30/160
- 2007/0155549 A1 * 7/2007 Kecker A63B 37/14
473/613

(Continued)

Primary Examiner — Catherine A Tuttle

(57) **CLAIM**

The ornamental design for an athletic baseball training tool, substantially as shown and described.

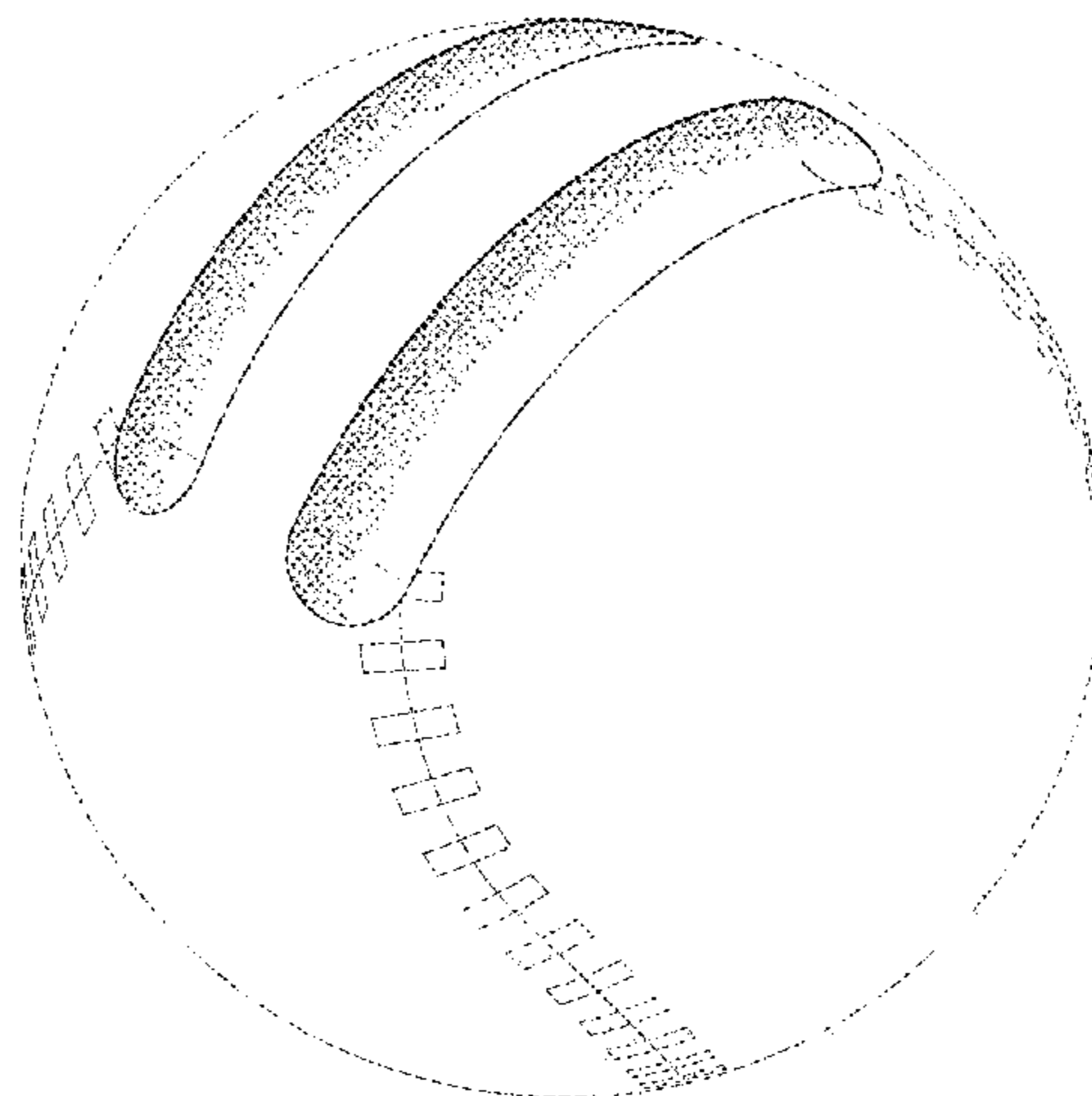
DESCRIPTION

FIG. 1 is a front perspective view of an athletic baseball training tool showing my new design.
 FIG. 2 is a front elevation view thereof.
 FIG. 3 is a rear elevation view thereof.
 FIG. 4 is a right side view thereof.
 FIG. 5 is a left side view thereof.
 FIG. 6 is a top view thereof; and,
 FIG. 7 is a bottom view thereof.
 The broken lines are for the purpose of illustrating the portions of the athletic baseball training tool that form no part of the claimed design.

1 Claim, 7 Drawing Sheets

(56) **References Cited**
U.S. PATENT DOCUMENTS

- 3,110,494 A * 11/1963 Stephen A63B 69/0002
473/458
- D340,489 S * 10/1993 Evangelista D21/713



(56)

References Cited

U.S. PATENT DOCUMENTS

2007/0207871 A1* 9/2007 Traub A63B 37/0001
473/125
2008/0064539 A1* 3/2008 Mark A63B 37/14
473/598
2010/0216579 A1* 8/2010 Williams A63B 65/00
473/613
2012/0149501 A1* 6/2012 Fountain, III A63B 69/0002
473/451
2013/0260927 A1* 10/2013 Thurman A63B 41/08
473/595
2017/0173830 A1* 6/2017 Lewis B29C 45/006

* cited by examiner

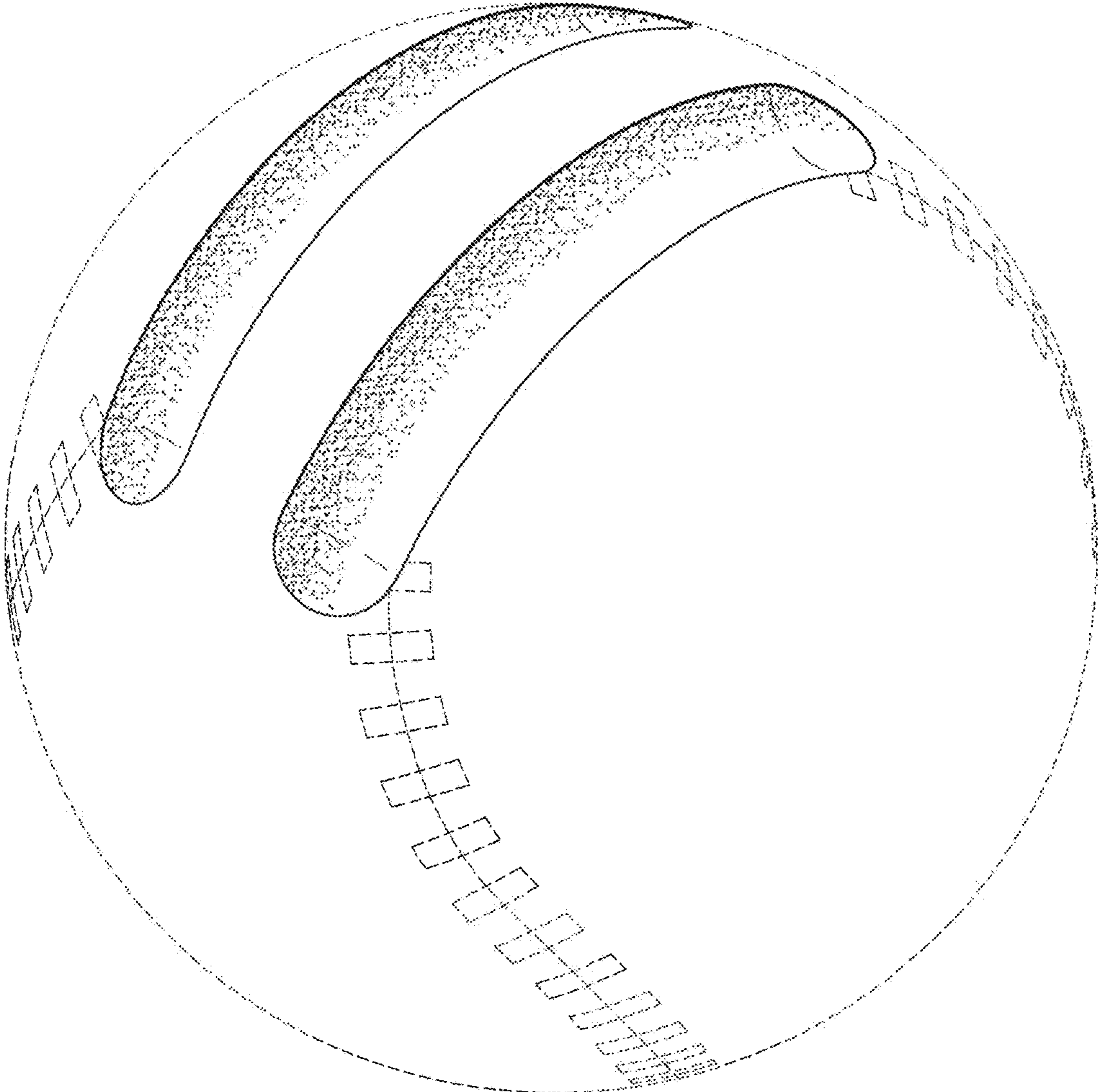


FIG. 1

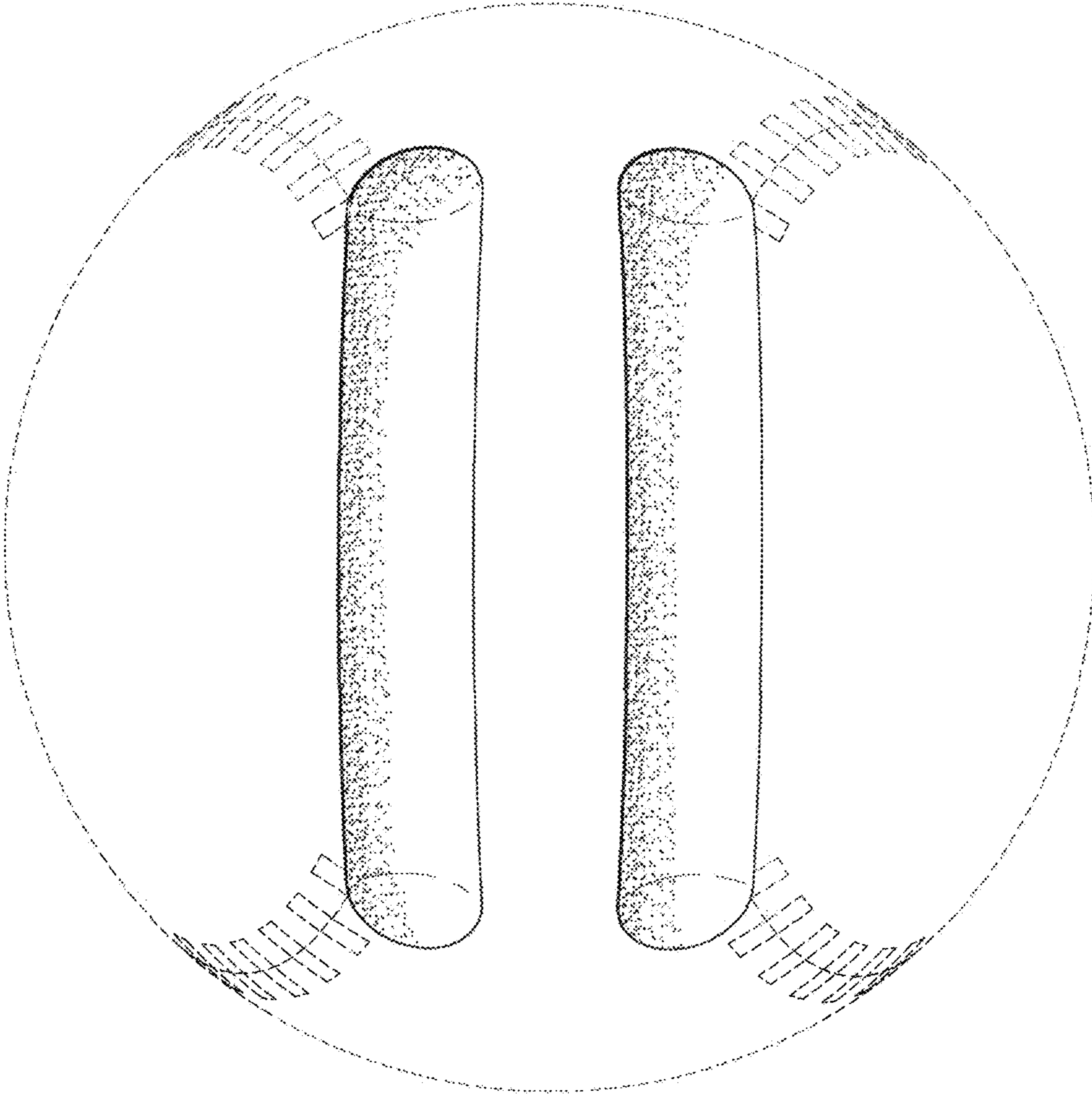


FIG. 2

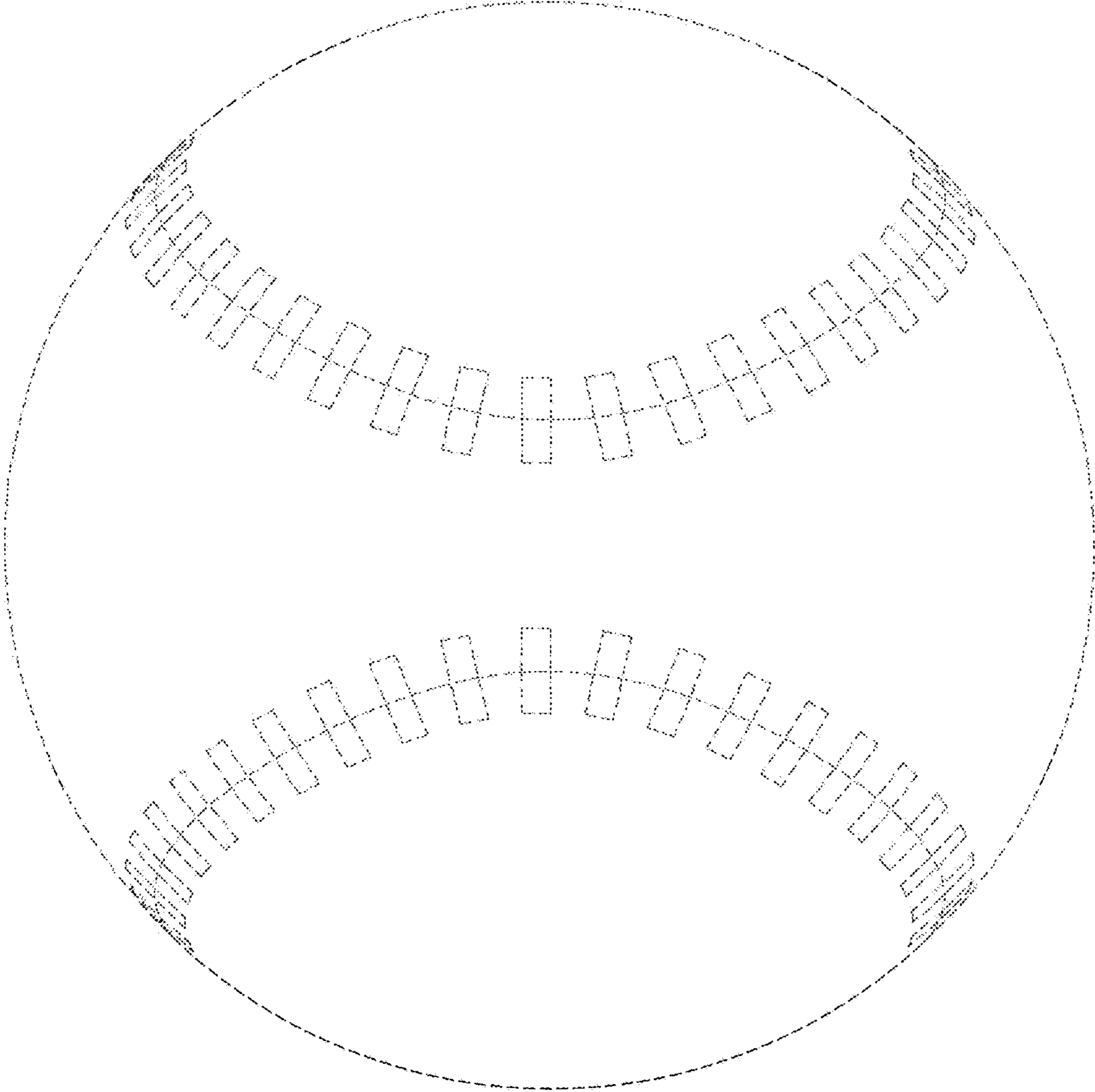


FIG. 3

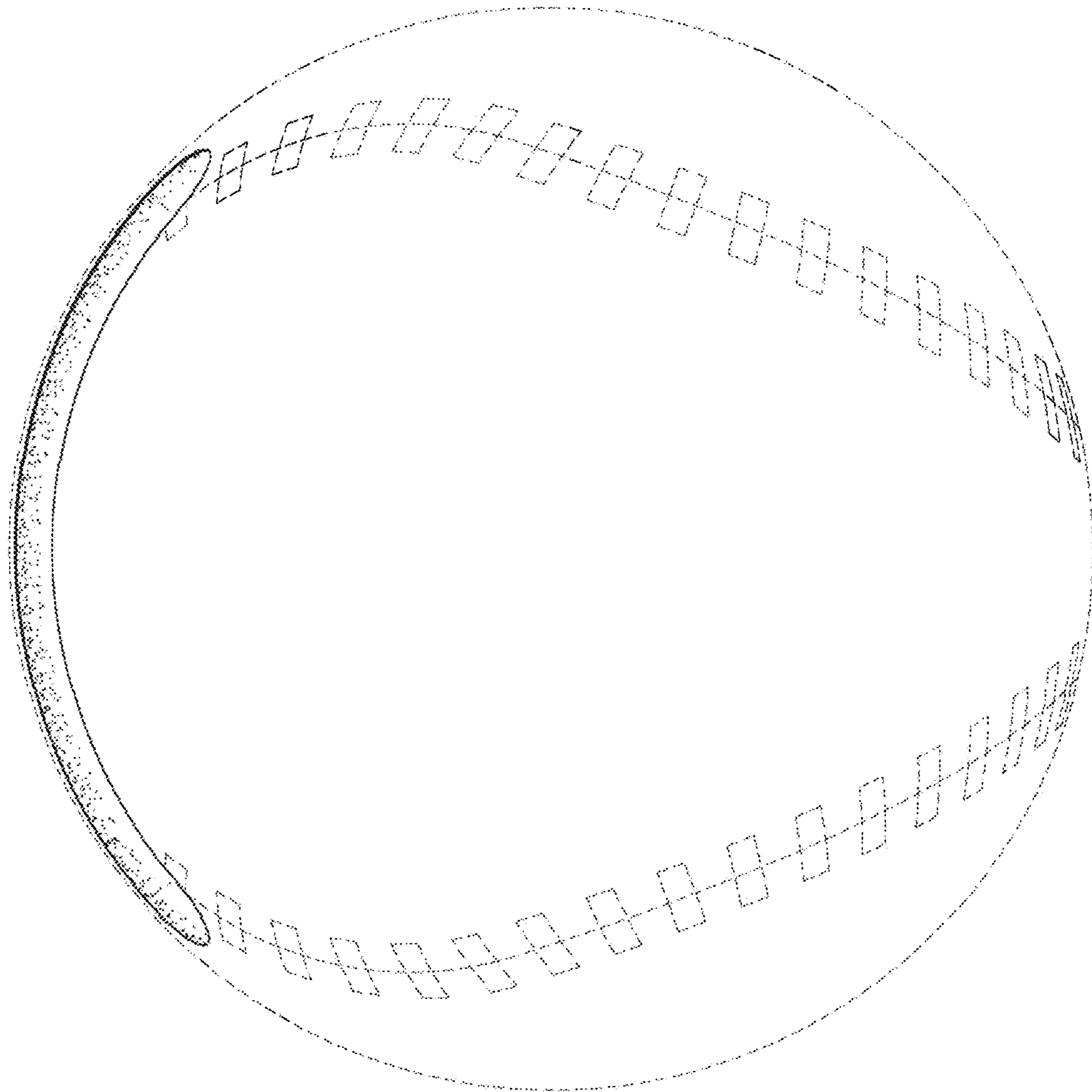


FIG. 4

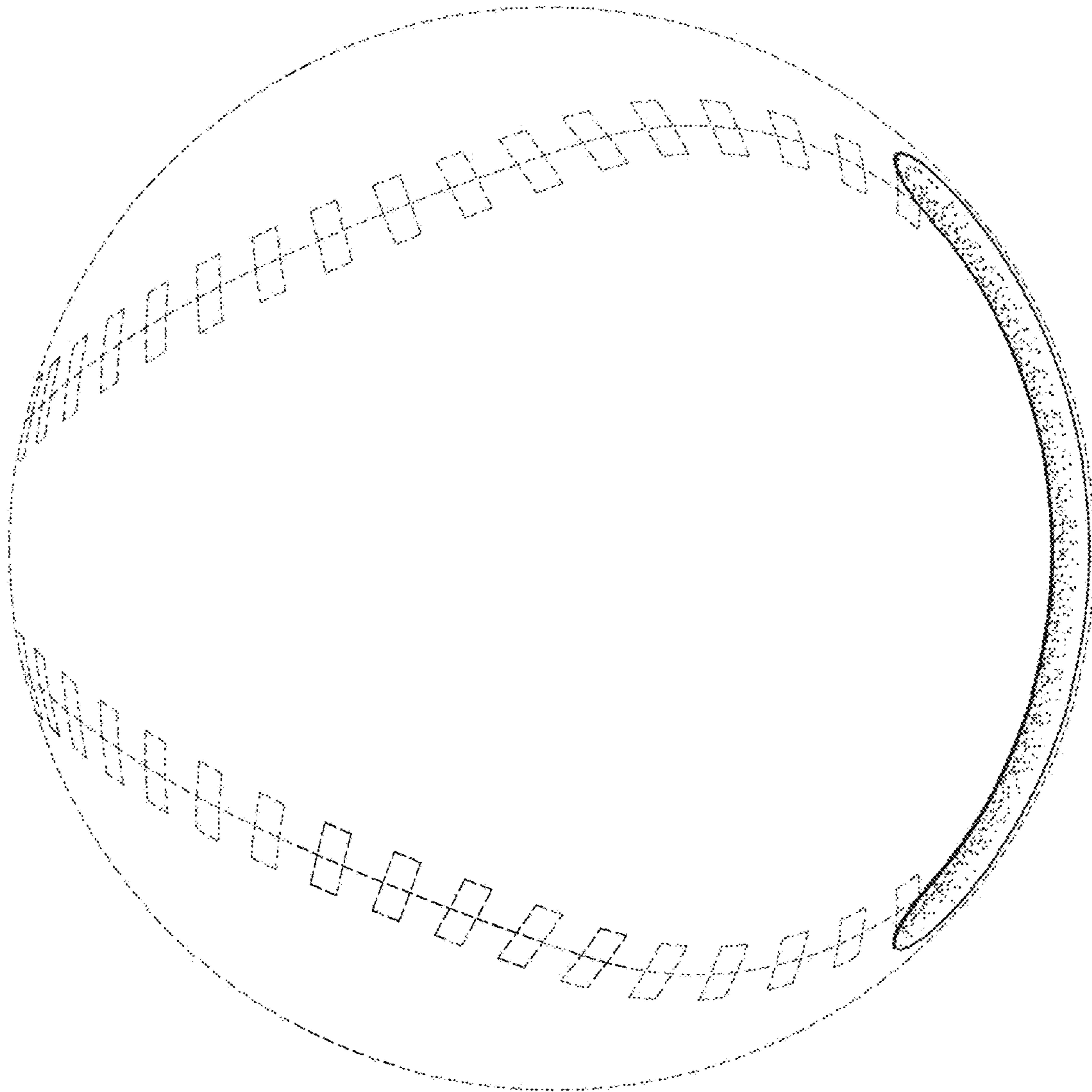


FIG. 5

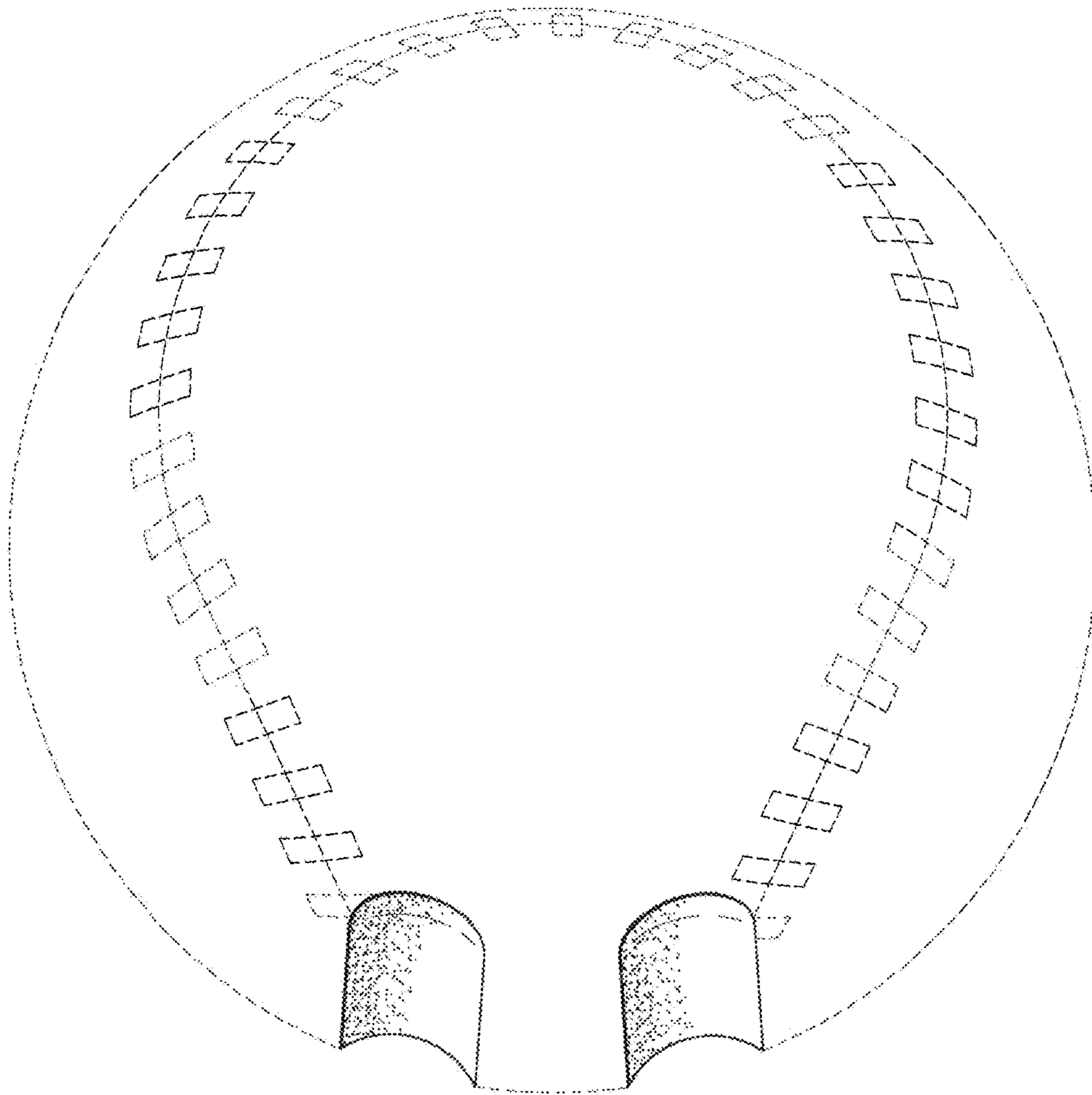


FIG. 6

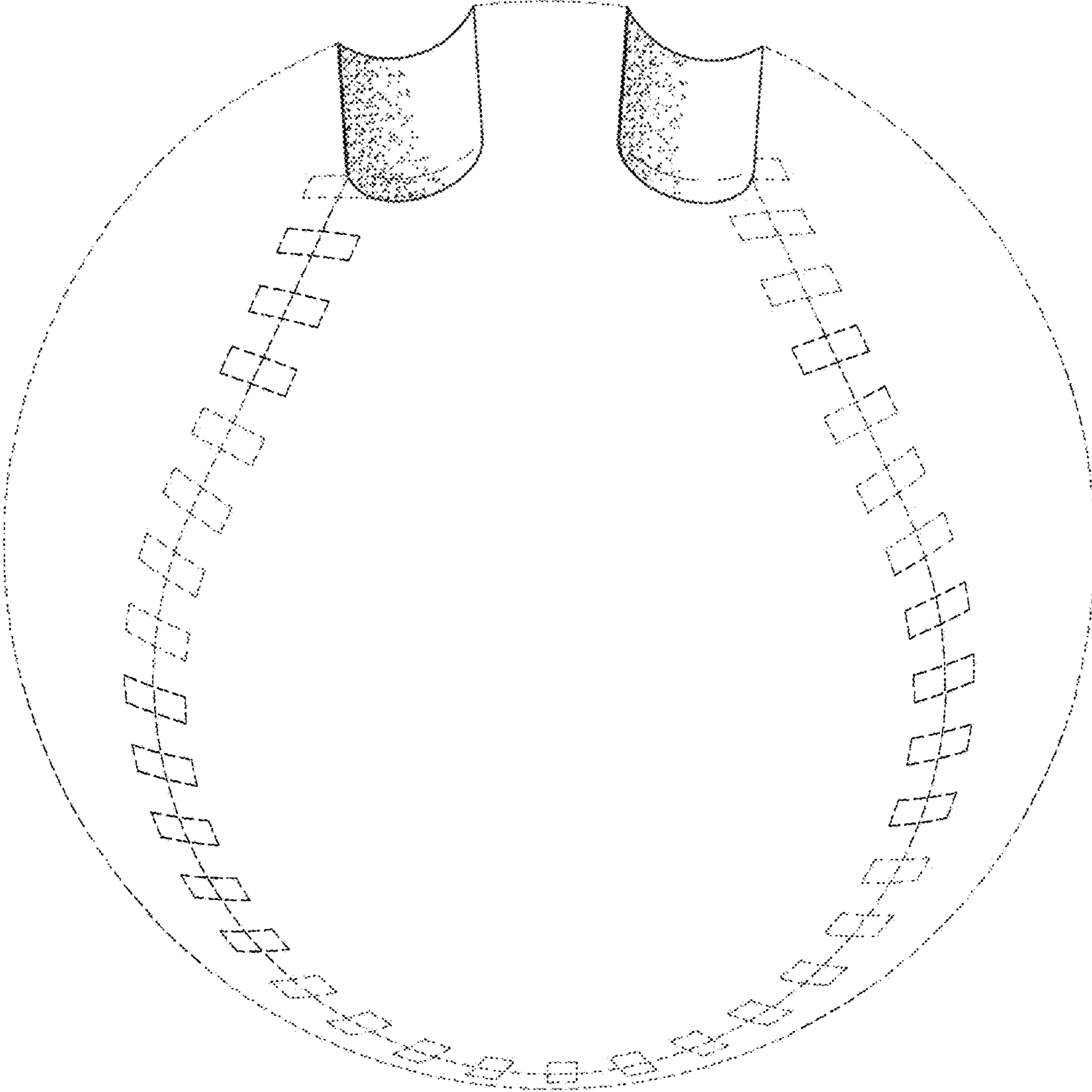


FIG. 7