



US00D844706S

(12) **United States Design Patent** (10) **Patent No.:** **US D844,706 S**
Hafen et al. (45) **Date of Patent:** **** Apr. 2, 2019**

(54) **CUSTOMIZABLE MARKETING APPARATUS**

FOREIGN PATENT DOCUMENTS

(71) Applicant: **MEDIA FAST, LC**, American Fork, UT (US)
(72) Inventors: **Amy Hafen**, American Fork, UT (US); **William Diaz**, American Fork, UT (US)

WO 2017172583 10/2017
Primary Examiner — Mary Ann Calabrese
Assistant Examiner — Sloan Rozin
(74) *Attorney, Agent, or Firm* — Workman Nydegger

(73) Assignee: **Media Fast, LC**, American Fork, UT (US)

(**) Term: **15 Years**

(21) Appl. No.: **29/559,949**

(22) Filed: **Apr. 1, 2016**

(51) **LOC (11) Cl.** **19-08**

(52) **U.S. Cl.**
USPC **D20/10; D19/1**

(58) **Field of Classification Search**
USPC D20/10, 11, 22–29, 39, 40–42, 99; D19/1
CPC G09F 1/00; G09F 1/02; G09F 2003/023; G09F 2003/0261; G09F 2003/0264; G09F 7/00; G09F 3/206; G09F 13/00; G09F 2007/1807; G09F 13/04; G09F 2013/0427; G09F 2013/0495; G09D 3/00
See application file for complete search history.

(56) **References Cited**

U.S. PATENT DOCUMENTS

D54,610 S * 3/1920 Evans D14/479
4,484,768 A * 11/1984 Norfleet B42D 15/02
229/92.8
D283,231 S * 4/1986 Bradenburger D10/46.1
D451,951 S * 12/2001 Dusanter D19/1
D602,516 S * 10/2009 Miller D18/18
D616,929 S * 6/2010 Krivanek D19/1
D629,458 S * 12/2010 Clegg D19/1
D629,459 S * 12/2010 Clegg D19/1
D632,330 S * 2/2011 Qiao D19/1
D632,734 S * 2/2011 Qiao D19/1
D642,611 S * 8/2011 Clegg D19/1

(Continued)

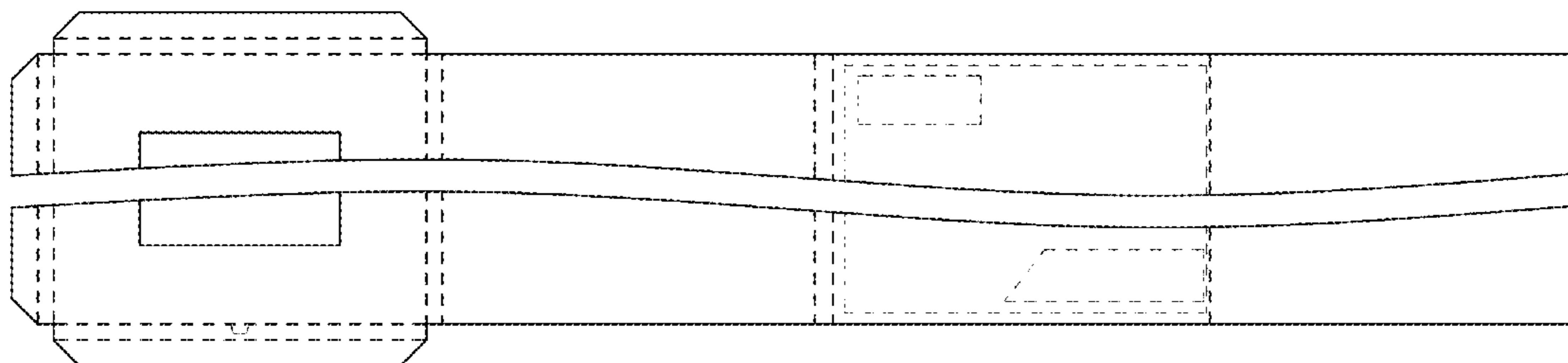
(57) **CLAIM**

The ornamental design for a customizable marketing apparatus, as shown and described.

DESCRIPTION

FIG. 1 is a front, facing view of an unfolded customizable marketing apparatus including our design; FIG. 2 is a front, facing view of the unfolded customizable marketing apparatus with three tabs extending from the left most flap folded in according to our design; FIG. 3 is a bottom profile view thereof; FIG. 4 is a front, facing view thereof with the rightmost flap folded in; FIG. 5 is a bottom profile view thereof; FIG. 6 is a front, facing view thereof with the rightmost flaps folded in and the leftmost flap folded in; FIG. 7 is a bottom profile view thereof; FIG. 8 is a rear, facing view thereof with the two rightmost flaps folded in and the leftmost flap folded in; FIG. 9 is a bottom profile view thereof; FIG. 10 is a front, perspective view thereof with an open front flap; and, FIG. 11 is a front, perspective view thereof with a closed front flap.
The heavyweight broken line showing of elements on the customizable marketing apparatus illustrate fold lines. The lighter weight broken line showing of elements on the customizable marketing apparatus illustrate portions of the article and form no part of the claimed design.

1 Claim, 6 Drawing Sheets



(56)

References Cited

U.S. PATENT DOCUMENTS

D643,060	S	*	8/2011	Clegg	D19/1
D647,559	S	*	10/2011	Clegg	D19/1
D649,588	S	*	11/2011	Clegg	D19/1
D654,113	S	*	2/2012	Clegg	D19/1
D655,750	S	*	3/2012	Clegg	D19/1
D659,754	S	*	5/2012	Rossiter	D19/1
D660,909	S	*	5/2012	Clegg	D19/1
D661,732	S	*	6/2012	Clegg	D19/1
D745,605	S	*	12/2015	Dancausse	D20/27
D755,895	S	*	5/2016	Garfinkle	D20/27
D784,455	S	*	4/2017	Sims	D20/22
D790,007	S	*	6/2017	Knight	D19/1
2017/0290174	A1		10/2017	Hafen		

* cited by examiner

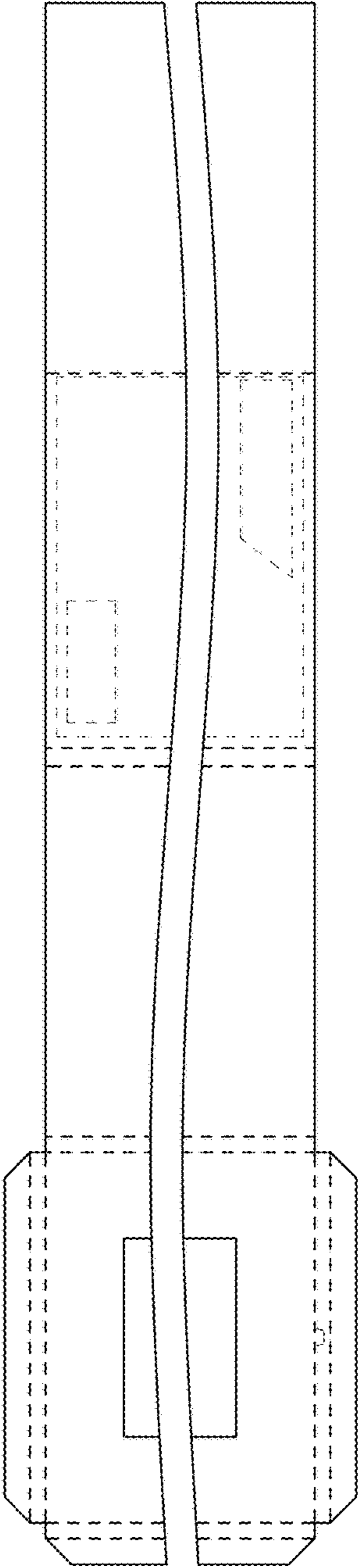


FIG. 1

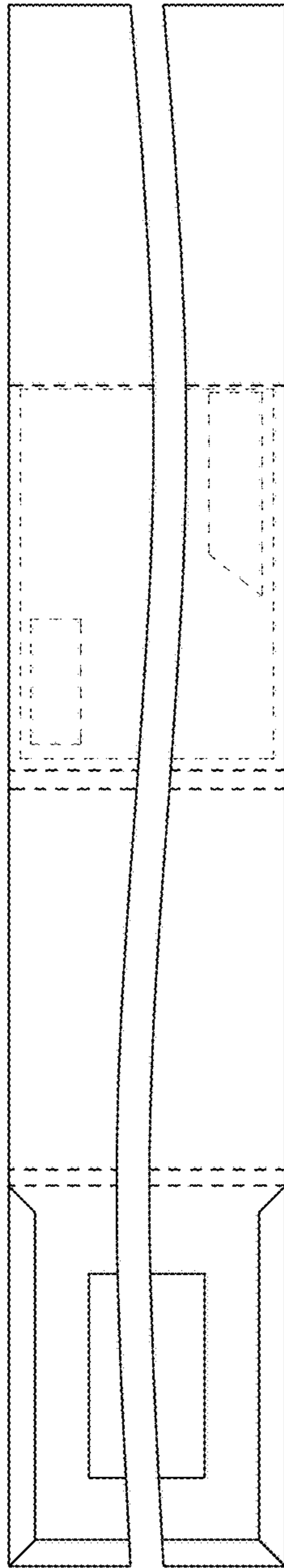


FIG. 2



FIG. 3

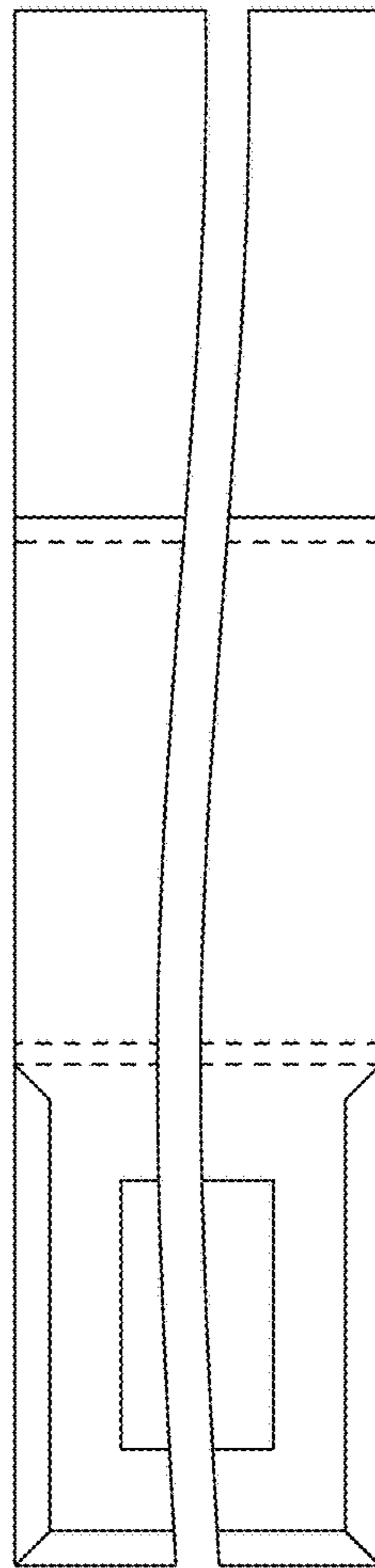
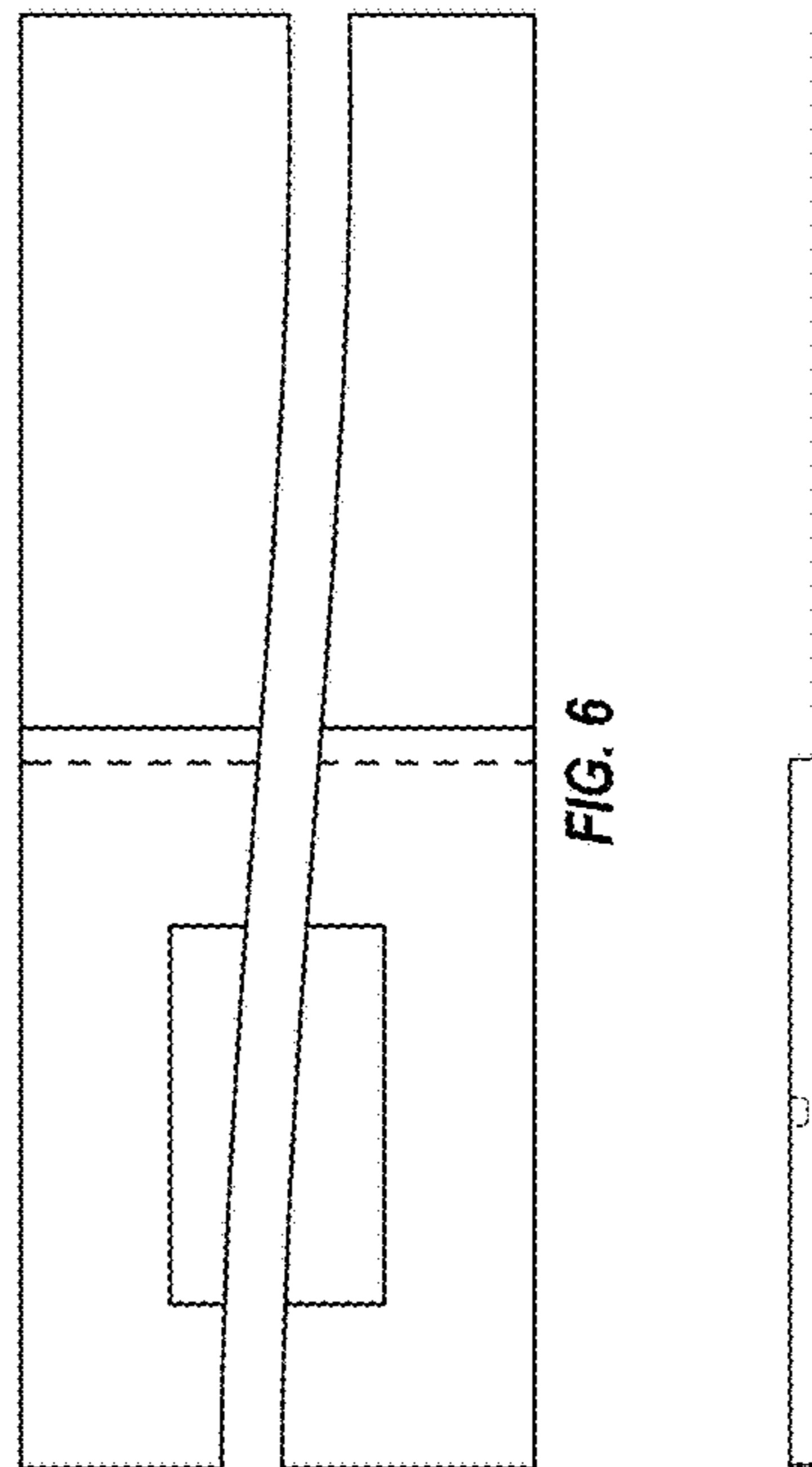


FIG. 4



FIG. 5



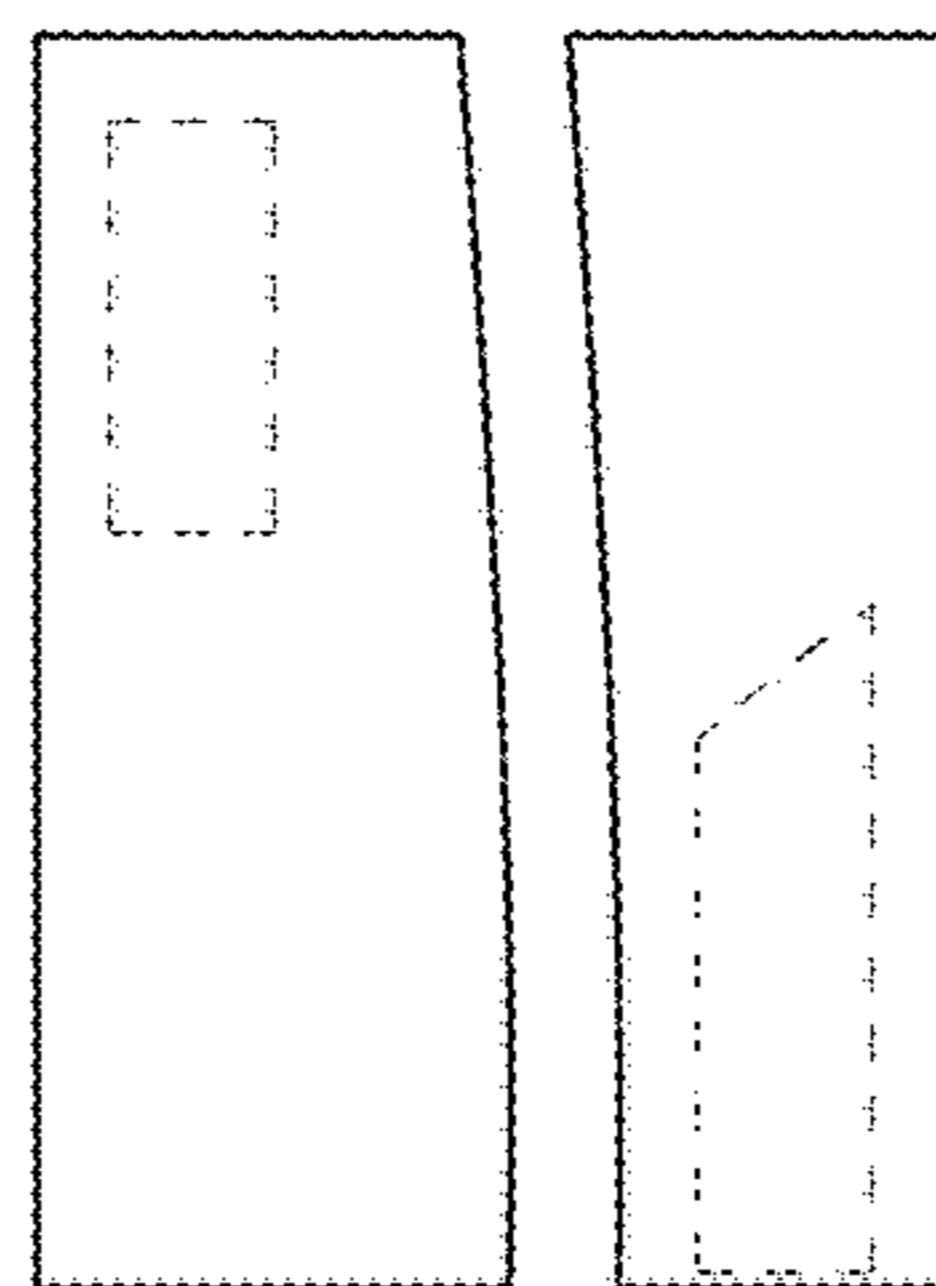


FIG. 8

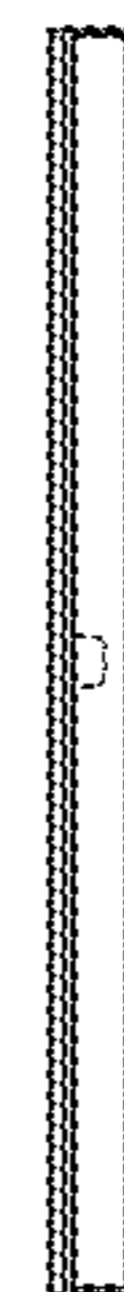


FIG. 9

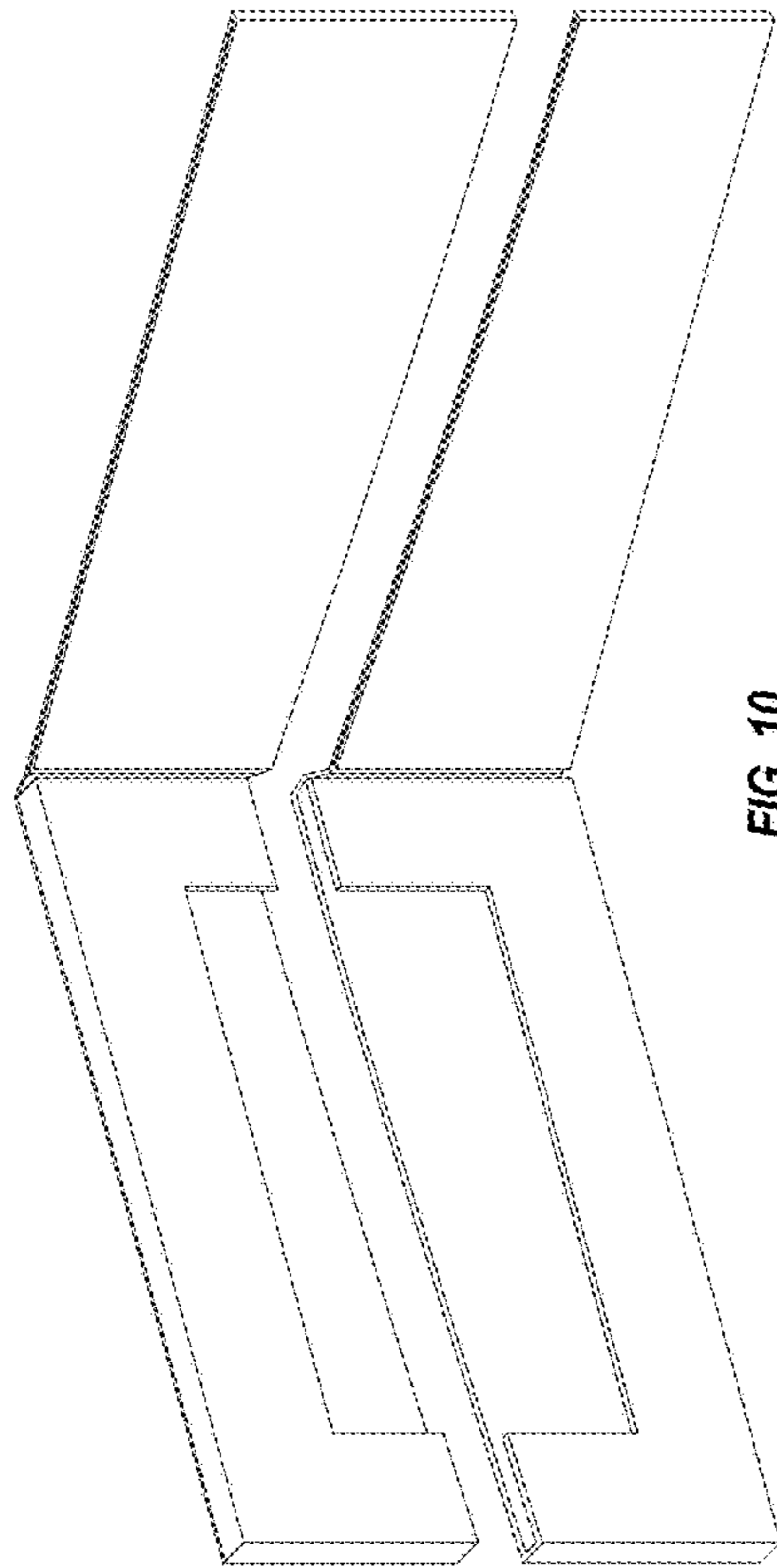


FIG. 10

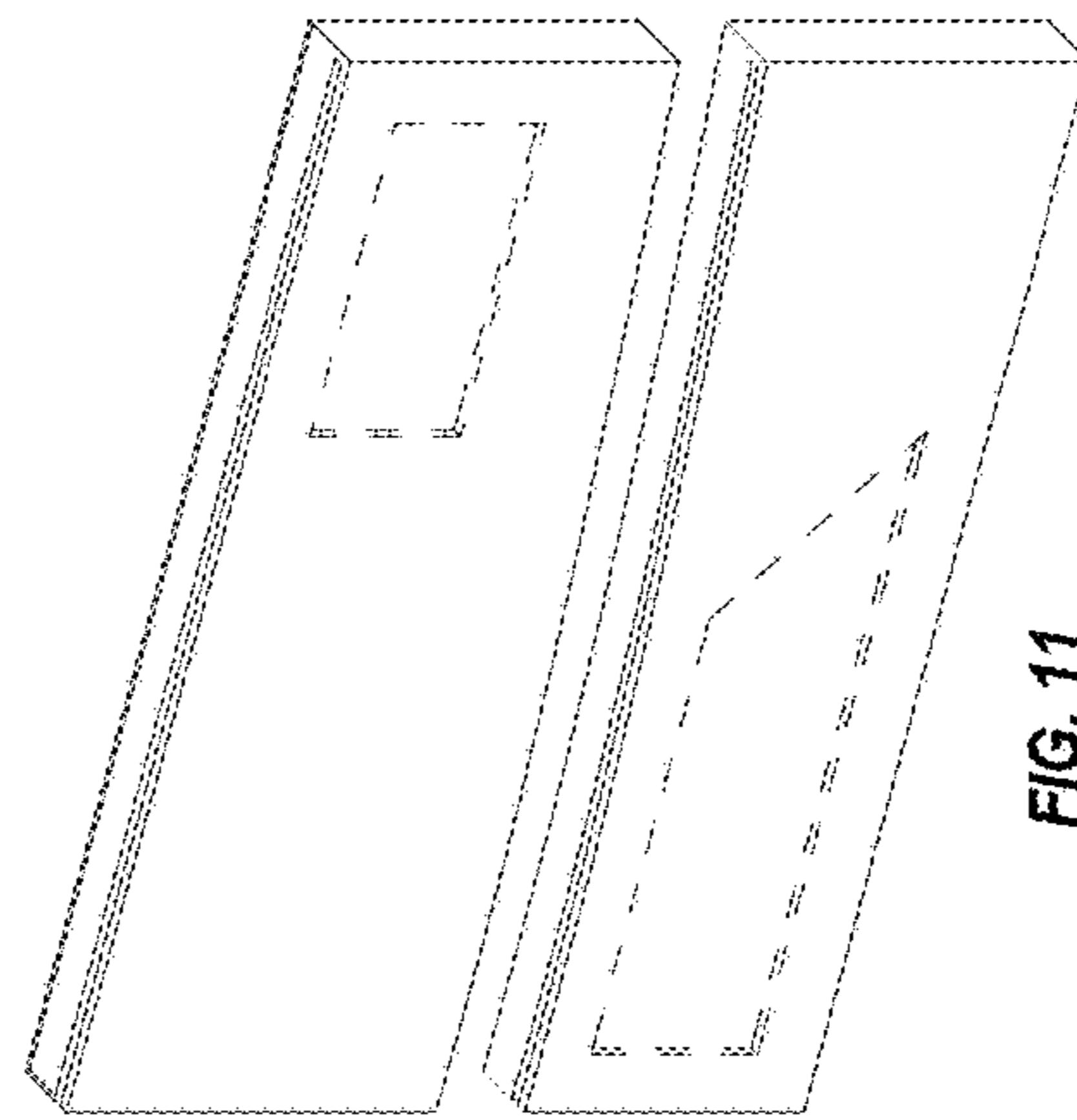


FIG. 11