



US00D844703S

(12) **United States Design Patent** (10) **Patent No.:** **US D844,703 S**
Gabinskii (45) **Date of Patent:** **** Apr. 2, 2019**

(54) **ELECTRONIC MEDICAL CORONARY CARD**

B42D 2033/04; B42D 2033/08; B42D 2033/10; B42D 2033/18; B42D 2033/20; B42D 2033/22; B42D 2033/28

(71) Applicant: **Obshchestvo s ogranichennoj otvetstvennostyu 'Klinika Serdtsa'**, Sverdlovskaya oblast (RU)

See application file for complete search history.

(72) Inventor: **Ian Lvovich Gabinskii**, Sverdlovskaya oblast (RU)

(56) **References Cited**

(73) Assignee: **OBSHCHESTVO S OGRANICHENNOJ OTVETSTVEN, Ekaterinburg** (RU)

U.S. PATENT DOCUMENTS

(**) Term: **15 Years**

- 4,236,332 A * 12/1980 Domo G09F 3/00 283/76
- 4,575,127 A * 3/1986 Michel B42D 25/373 283/109
- 4,648,189 A * 3/1987 Michel B42D 15/00 283/109
- D727,902 S * 4/2015 Saulnier, III D14/385
- D763,251 S * 8/2016 Yamazaki D14/341

(21) Appl. No.: **29/589,550**

* cited by examiner

(22) Filed: **Jan. 3, 2017**

(30) **Foreign Application Priority Data**

Primary Examiner — Abraham Bahta
(74) *Attorney, Agent, or Firm* — The Roy Gross Law Firm, LLC; Roy Gross

Jul. 4, 2016 (RU) 2016502597

(51) **LOC (11) Cl.** **19-08**

(52) **U.S. Cl.**
USPC **D19/10**

(58) **Field of Classification Search**

USPC D19/1-12, 20-34, 100; 40/124.01-124.15, 672, 661, 726, 776, 40/617; 283/72, 74-75, 103, 105-117, 283/82, 70, 94, 81, 907; 206/449; D21/385; D20/10, 22, 27, 40, 42, 11; D14/435-437; 235/380, 382, 487, 493, 235/488; D6/613, 583; 360/2; 702/158, 702/86, 97, 163, 166, 170

CPC B42D 15/00; B42D 15/022; B42D 15/027; B42D 15/042; B42D 15/045; B42D 25/00; B42D 25/20; B42D 25/30; B42D 25/23; B42D 25/26; B42D 25/29; B42D 25/285; B42D 2033/00; B42D 2033/02;

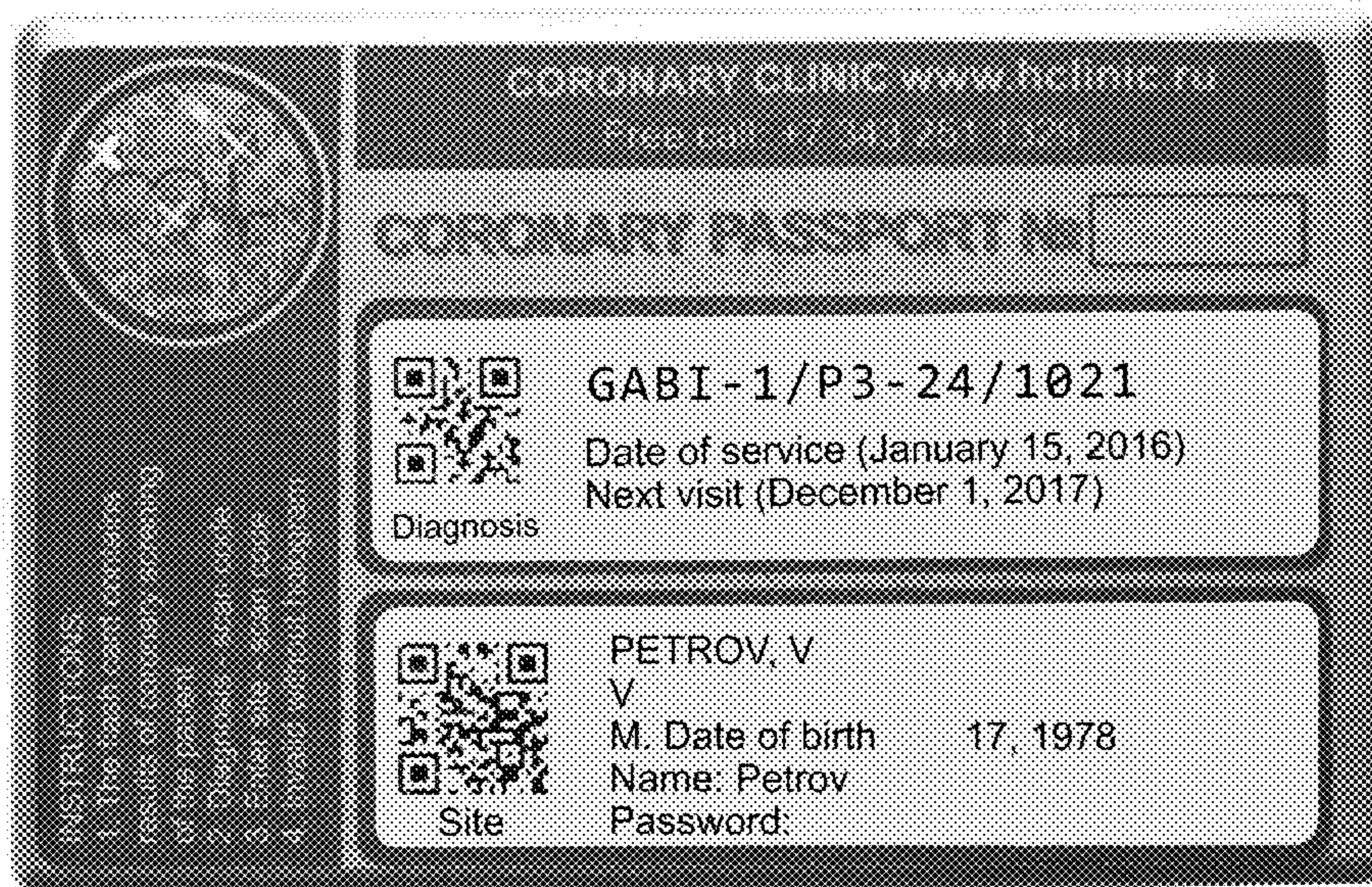
(57) **CLAIM**

The ornamental design for an electronic medical coronary card, as shown and described.

DESCRIPTION

FIG. 1 is a front view of an electronic medical coronary card in accordance with the new design;
 FIG. 2 is a back view thereof;
 FIG. 3 is a front view thereof;
 FIG. 4 is a rear view thereof;
 FIG. 5 is a front perspective view thereof; and,
 FIG. 6 is a rear perspective view thereof.

1 Claim, 6 Drawing Sheets






FIG. 1




FIG. 2




FIG. 3



FIG. 4



FIG. 5



FIG. 6