



US00D844688S

(12) **United States Design Patent**
Hodgson

(10) **Patent No.:** **US D844,688 S**

(45) **Date of Patent:** **** Apr. 2, 2019**

(54) **MAGNIFIER HEAD**

(71) Applicant: **The Daylight Company (Holdings) Limited, London (GB)**

(72) Inventor: **Fraser Hodgson, London (GB)**

(73) Assignee: **The Daylight Company (Holdings) Limited (GB)**

(**) Term: **15 Years**

(21) Appl. No.: **29/596,557**

(22) Filed: **Mar. 9, 2017**

(30) **Foreign Application Priority Data**

Sep. 21, 2016 (EM) 003388222

(51) **LOC (11) Cl.** **16-06**

(52) **U.S. Cl.**
USPC **D16/135**

(58) **Field of Classification Search**
USPC D16/134, 135, 136, 221, 232, 235;
D26/38, 44, 51, 60, 65, 62, 71; D21/333
CPC G02B 25/02
See application file for complete search history.

(56) **References Cited**

U.S. PATENT DOCUMENTS

- 2,377,056 A * 5/1945 Tontrup F21L 14/026
359/802
- D284,087 S * 6/1986 Haidinger D16/135
- D334,759 S * 4/1993 Meyer D16/135
- D457,671 S * 5/2002 Jacquelin D26/51
- D526,340 S * 8/2006 Hodgson D16/135
- D526,673 S * 8/2006 Hodgson D16/135
- D597,240 S * 7/2009 Hodgson D26/65
- D625,884 S * 10/2010 Ashok D28/60
- D629,132 S * 12/2010 Huang D26/62
- D644,367 S * 8/2011 Fu D26/65
- D644,368 S * 8/2011 Fu D26/65
- D656,527 S * 3/2012 May D16/135

- D723,081 S * 2/2015 May D16/135
- D731,464 S * 6/2015 Valeur D14/211
- D787,511 S * 5/2017 Lee D14/344
- D799,085 S * 10/2017 Huang D26/39

FOREIGN PATENT DOCUMENTS

GB 2094695 * 8/2000

OTHER PUBLICATIONS

Quilter LED Magnifier Lamp. Online, published date unknown. Retrieved on Feb. 20, 2018 from URL: <http://www.tooltron.com/quilter-led-magnifier-lamp/>.*

Illuminated LED Magnifier Desk Lamp Inspection. Online, published date unknown. Retrieved on Feb. 20, 2018 from URL: <http://www.sightriflescope.com/sale-9332324-illuminated-led-magnifier-desk-lamp-inspection-3x-130mm-diameter-lens.html>.*

* cited by examiner

Primary Examiner — Garth Rademaker

Assistant Examiner — Omeed Agilee

(74) *Attorney, Agent, or Firm* — Laubscher & Laubscher, P.C.

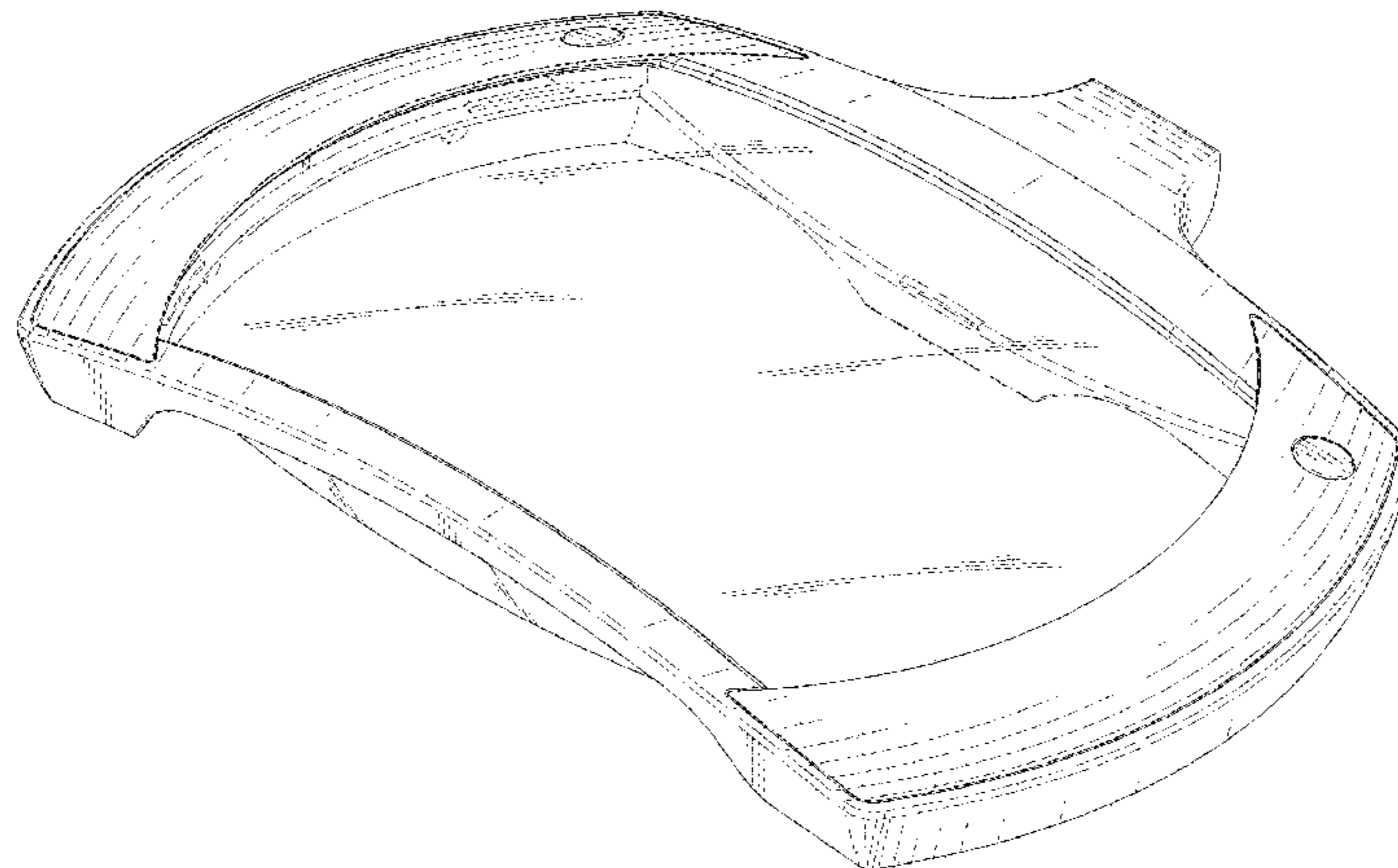
(57) **CLAIM**

The ornamental design for a magnifier head, as shown and described.

DESCRIPTION

FIG. 1 is a front, top, and right perspective view of a magnifier head, showing my new design;
FIG. 2 is a top plan view thereof;
FIG. 3 is a bottom plan view thereof;
FIG. 4 is a front elevation view thereof;
FIG. 5 is a rear elevation view thereof;
FIG. 6 is a right side elevation view thereof; and,
FIG. 7 is a left side elevation view thereof.
The broken lines in the drawings depict portions of the magnifier head that form no part of the claimed design.

1 Claim, 5 Drawing Sheets



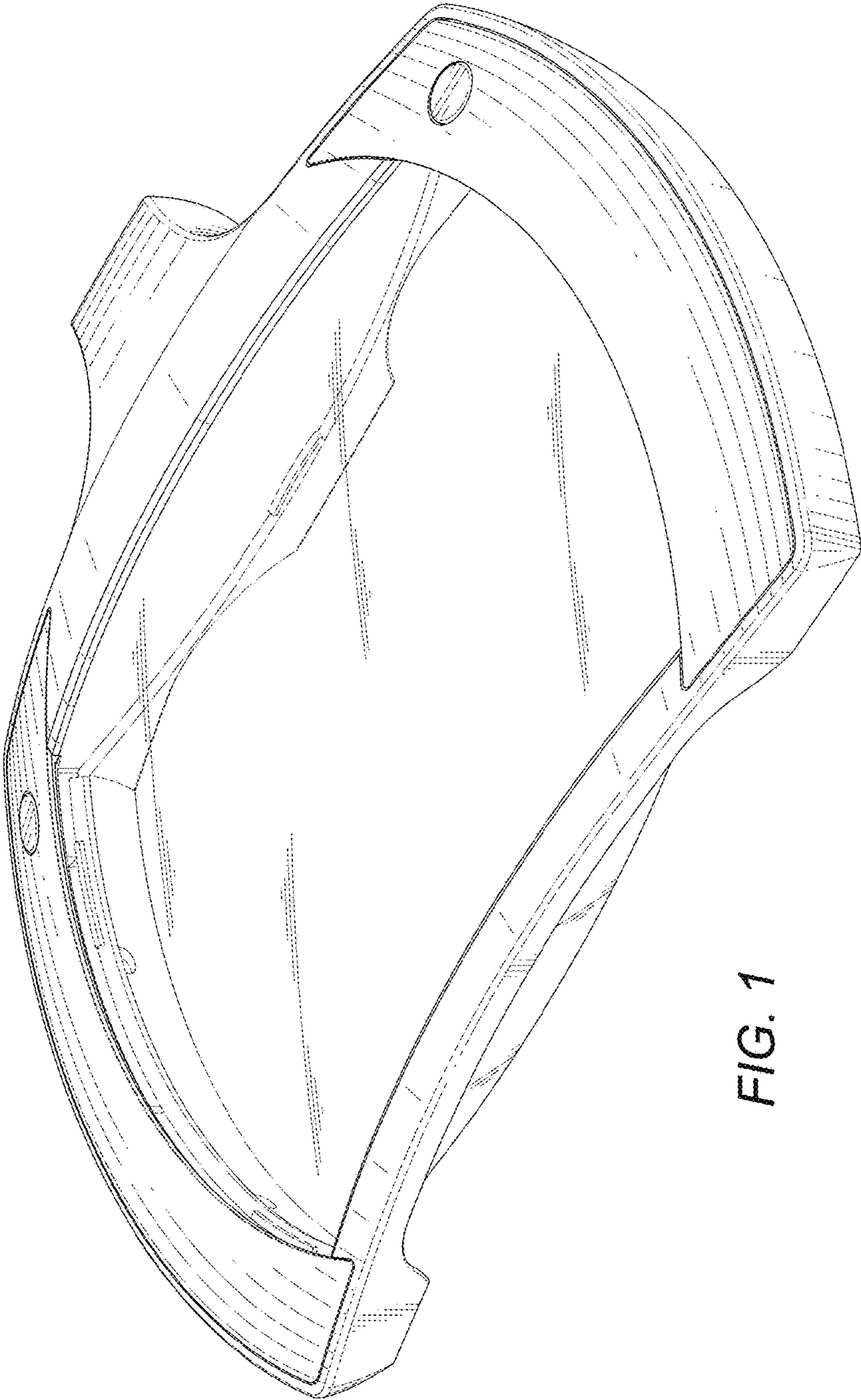


FIG. 1

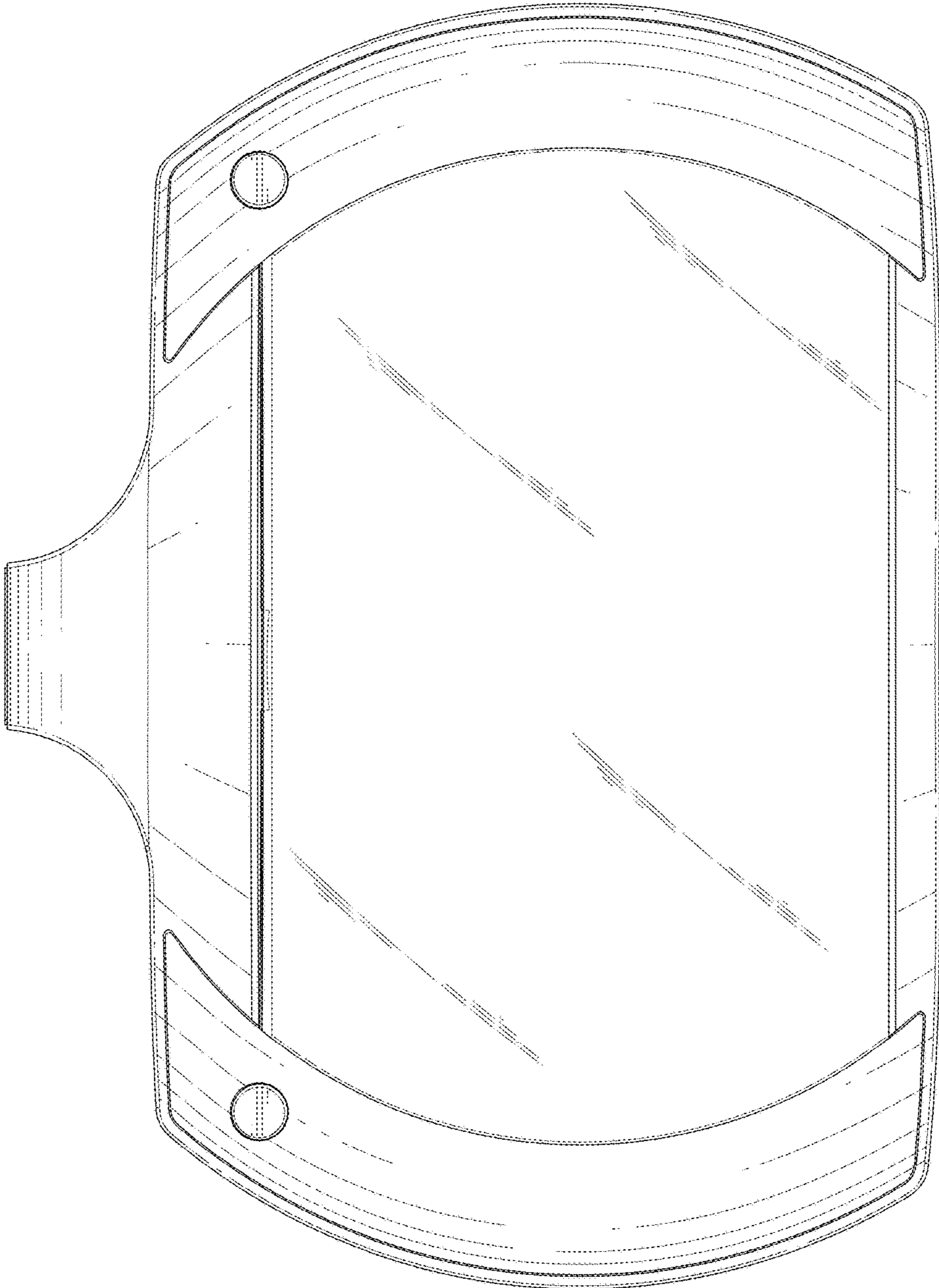


FIG. 2

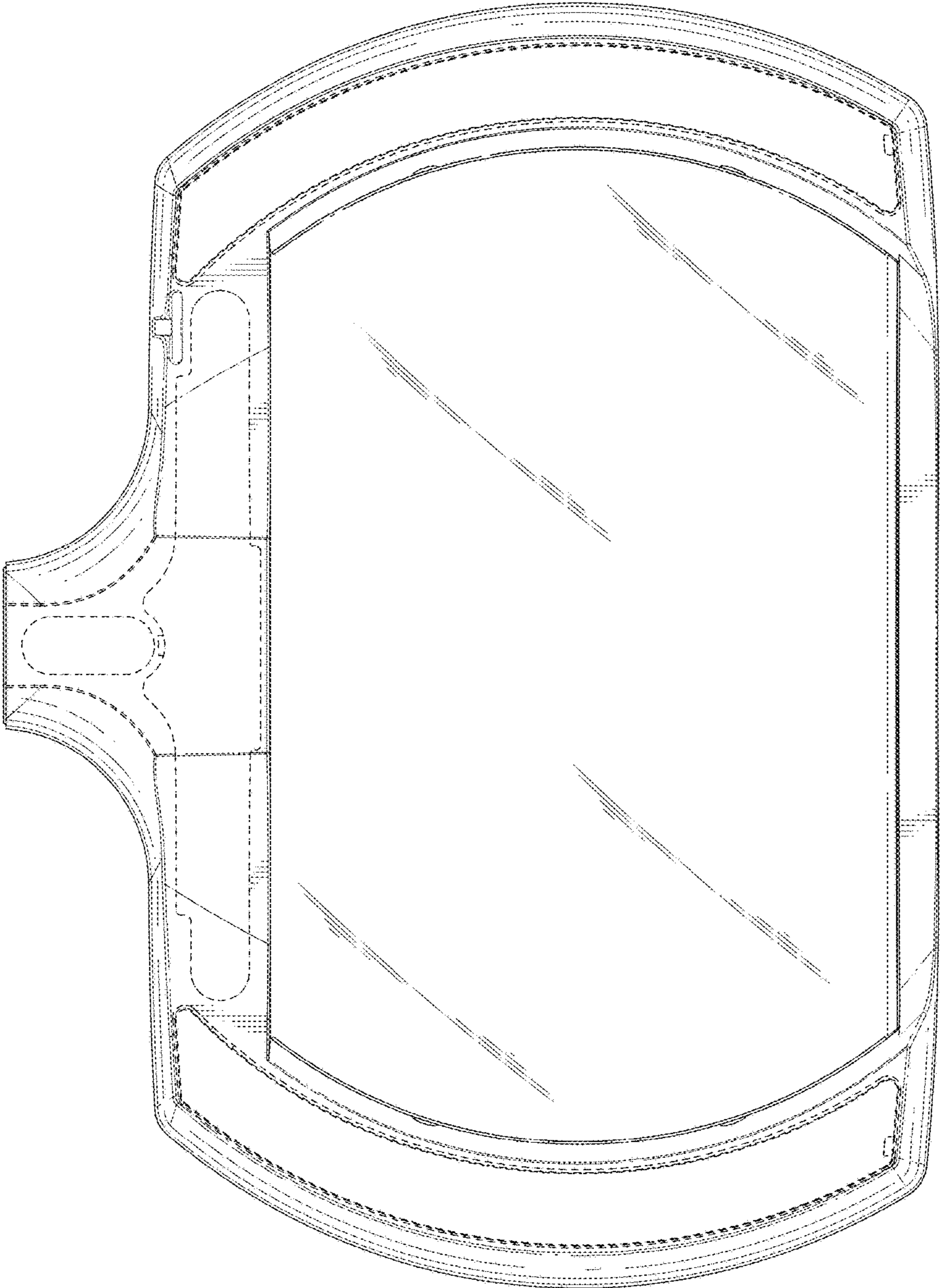


FIG. 3

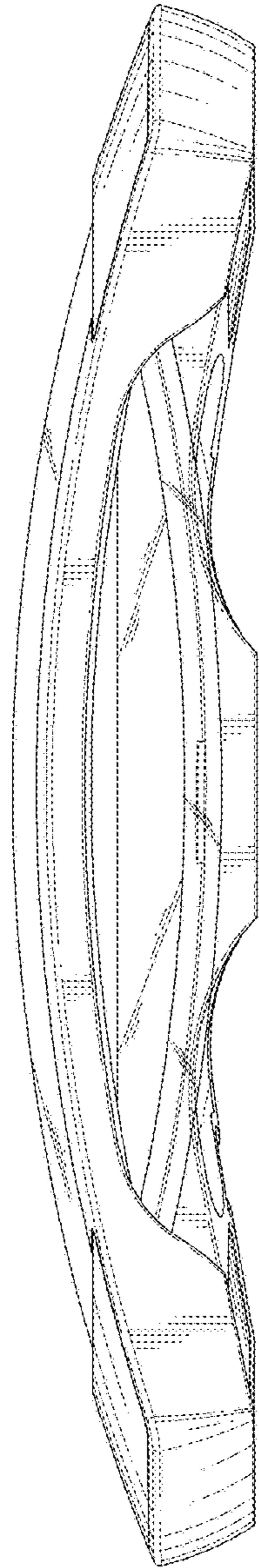


FIG. 4

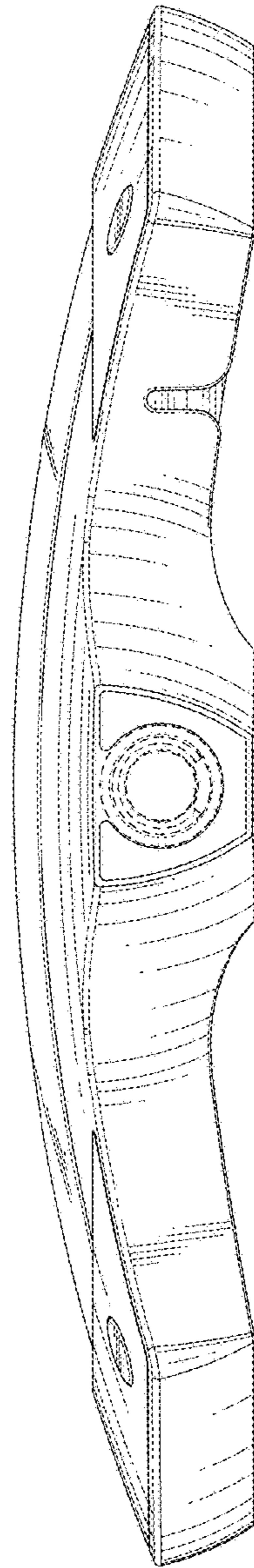


FIG. 5

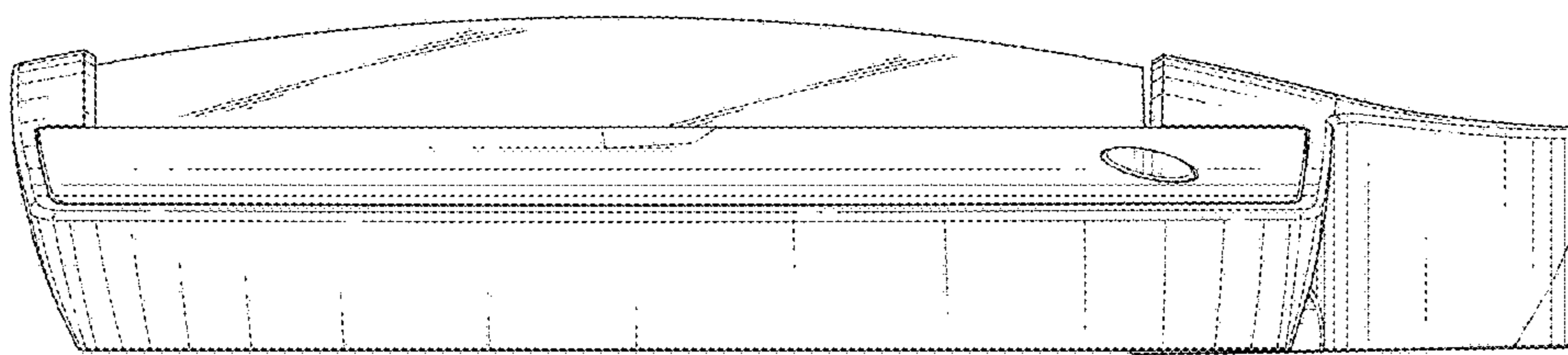


FIG. 6




FIG. 7