



US00D844604S

(12) **United States Design Patent**
Bolotin et al.

(10) **Patent No.:** **US D844,604 S**
(45) **Date of Patent:** **** Apr. 2, 2019**

(54) **ELECTRONIC DEVICE**

(71) Applicant: **ClevX, LLC**, Kirkland, WA (US)
(72) Inventors: **Lev M. Bolotin**, Kirkland, WA (US);
Robert Hubler, Woodinville, WA (US)

(73) Assignee: **ClevX, LLC**, Kirkland, WA (US)

(**) Term: **15 Years**

(21) Appl. No.: **29/601,397**

(22) Filed: **Apr. 21, 2017**

(51) **LOC (11) Cl.** **14-02**

(52) **U.S. Cl.**
USPC **D14/365; D14/383**

(58) **Field of Classification Search**
USPC D14/356, 348, 363, 365, 399, 320, 338,
D14/346, 383, 385, 387, 388, 454, 455,
(Continued)

(56) **References Cited**

U.S. PATENT DOCUMENTS

D235,209 S * 5/1975 Baughman D18/7
D241,142 S * 8/1976 Nishiuchi D18/7
(Continued)

OTHER PUBLICATIONS

Securedrive-kp-2-showcase. securedrive.com [online] 1 pg. Uploaded Mar. 2017. [Retrieved on Aug. 24, 2018] <https://www.securedrive.com/wp-content/uploads/2017/03/securedrive-kp-2-showcase.png>*

(Continued)

Primary Examiner — Marie D. Fast Horse
(74) *Attorney, Agent, or Firm* — Schwegman Lundberg & Woessner, P.A.

(57) **CLAIM**

The ornamental design for an electronic device, as shown and described.

DESCRIPTION

FIG. 1 is a front-right-bottom perspective view of an electronic device (e.g., a secure electronic data storage device or other electronic storage device), showing our new design, according to a first embodiment thereof.

FIG. 2 is a rear-left-top perspective view of the first embodiment thereof.

FIG. 3 is a front elevation view of the first embodiment thereof.

FIG. 4 is a rear elevation view of the first embodiment thereof.

FIG. 5 is a left side elevation view of the first embodiment thereof.

FIG. 6 is a right side elevation view of the first embodiment thereof.

FIG. 7 is a top plan view of the first embodiment thereof.

FIG. 8 is a bottom plan view of the first embodiment thereof.

FIG. 9 is a front-right-bottom perspective view of an electronic device (e.g., a secure electronic data storage device or other electronic storage device), showing our new design, according to a second embodiment thereof.

FIG. 10 is a rear-left-top perspective view of the second embodiment thereof.

FIG. 11 is a front elevation view of the second embodiment thereof.

FIG. 12 is a rear elevation view of the second embodiment thereof.

FIG. 13 is a left side elevation view of the second embodiment thereof.

FIG. 14 is a right side elevation view of the second embodiment thereof.

FIG. 15 is a top plan view of the second embodiment thereof.

FIG. 16 is a bottom plan view of the second embodiment thereof.

FIG. 17 is a front-right-bottom perspective view of an electronic device (e.g., a secure electronic data storage device or other electronic storage device), showing our new design, according to a third embodiment thereof.

FIG. 18 is a rear-left-top perspective view of the third embodiment thereof.

FIG. 19 is a front elevation view of the third embodiment thereof.

(Continued)





FIG. 20 is a rear elevation view of the third embodiment thereof.

FIG. 21 is a left side elevation view of the third embodiment thereof.

FIG. 22 is a right side elevation view of the third embodiment thereof.

FIG. 23 is a top plan view of the third embodiment thereof; and,

FIG. 24 is a bottom plan view of the third embodiment thereof.

The broken line showings of surface ornamentation in the form of text (e.g., “XXXX” and “XXXXXX”), icons, and logos on the front and bottom surfaces of the electronic device are for the purpose of illustrating environmental structure, and the broken lines forms no part of the claimed design.

The shade lines show surface contour and not surface ornamentation.

1 Claim, 18 Drawing Sheets

(58) Field of Classification Search

USPC D14/456, 474, 480.1, 480.3, 218, 248;
 D18/6, 7, 8, 11, 12, 4.4, 4.6; D13/108,
 D13/162, 168; D10/49, 104.1, 106.3,
 D10/106.1, 106.6, 106.95, 40
 CPC . G06F 3/06; G06F 21/00; G06F 21/62; G06F
 21/6209; G06F 21/70; G06F 21/79; G06F
 21/86; G06F 1/1671; G11B 33/00; G11B
 33/005; G11B 33/02; G11B 33/022;
 G11B 33/025; G08B 13/128; B65D 85/00
 See application file for complete search history.

(56) References Cited

U.S. PATENT DOCUMENTS

D256,370 S * 8/1980 Ichikawa D18/7
 D259,200 S * 5/1981 Welch D18/7
 D260,762 S * 9/1981 Peroni D10/103
 D261,005 S * 9/1981 Ichikawa D18/7
 D285,668 S * 9/1986 Tanaka D10/106.1
 D292,404 S * 10/1987 Wilson D13/171
 D302,973 S * 8/1989 Nishida D14/387
 D303,224 S * 9/1989 Schifrin D10/106.1
 D305,116 S * 12/1989 Schmidt D14/385
 D327,881 S * 7/1992 McFarlane D14/399
 D329,848 S * 9/1992 Mizusugi D14/399
 D346,607 S * 5/1994 Bhargava D14/256
 D357,638 S * 4/1995 Hetherington D14/383
 D362,695 S * 9/1995 Waldhelm D14/399
 D367,647 S * 3/1996 Faggard D14/387
 D389,762 S * 1/1998 Yorkey D10/104.1
 D427,193 S * 6/2000 Fedele D14/356
 D444,465 S * 7/2001 Do D14/341
 D448,770 S * 10/2001 Morimiya D14/385
 D490,796 S * 6/2004 Allen D14/260
 D501,208 S * 1/2005 Ozolins D14/383
 6,891,721 B2 * 5/2005 Huang G11B 25/043
 361/679.33
 D508,245 S * 8/2005 Ozolins D14/383
 D510,283 S * 10/2005 Bhavnani D10/40
 D515,090 S * 2/2006 Huang D14/367
 D517,930 S * 3/2006 Chism D10/40

D518,051 S * 3/2006 Castro D14/387
 D520,502 S * 5/2006 Xu D14/356
 D520,997 S * 5/2006 Lee D14/356
 D525,539 S * 7/2006 Kanbar D10/40
 D531,178 S * 10/2006 Lee D14/367
 D531,629 S * 11/2006 Boulware D14/346
 D538,803 S 3/2007 Chen et al.
 D565,568 S * 4/2008 Trifilio D14/356
 D576,164 S * 9/2008 Takahashi D14/385
 D583,812 S * 12/2008 Asibey D14/346
 D584,305 S * 1/2009 Rothman D14/346
 D587,719 S * 3/2009 Tate D14/480.1
 D591,181 S * 4/2009 Kanbar D10/40
 D627,763 S * 11/2010 Carsey D14/218
 D649,894 S * 12/2011 Daniels D10/106.9
 D662,498 S * 6/2012 Morgan D14/356
 D670,681 S * 11/2012 Chang D14/358
 D670,712 S * 11/2012 Bolotin D14/480.5
 D689,859 S * 9/2013 Kurata D14/365
 D693,808 S * 11/2013 Kim D14/365
 D703,670 S * 4/2014 Rotsaert D14/307
 D706,263 S 6/2014 Lin et al.
 D716,372 S * 10/2014 Lee D18/4.4
 D724,080 S * 3/2015 Lin D14/356
 D729,239 S 5/2015 Fukuoka et al.
 D733,138 S * 6/2015 Moammer D14/203.7
 D743,962 S 11/2015 Ikeda
 D763,188 S * 8/2016 Park D13/108
 D770,452 S * 11/2016 Zong D14/387
 D784,333 S * 4/2017 Hsu D14/383
 D784,334 S * 4/2017 Tehranchi D14/383
 D784,985 S * 4/2017 Bierach D14/383
 D788,729 S * 6/2017 Park D14/138 AA
 D792,409 S * 7/2017 Shim D14/435
 D795,825 S * 8/2017 Kim D14/138 AA
 D822,022 S * 7/2018 Huff D14/385
 D822,023 S * 7/2018 Huff D14/385
 2004/0190192 A1 * 9/2004 Huang G11B 25/043
 360/99.13
 2005/0041387 A1 * 2/2005 Lee G06F 1/16
 361/679.33
 2005/0243506 A1 * 11/2005 Robertson G11B 33/025
 361/679.32
 2006/0146441 A1 * 7/2006 Chih G11B 33/123
 360/99.13
 2007/0101434 A1 * 5/2007 Jevans G06F 21/32
 726/26
 2009/0117412 A1 * 5/2009 Koh H01M 2/0473
 429/7
 2009/0297891 A1 * 12/2009 Byun H01M 2/22
 429/7
 2012/0206088 A1 * 8/2012 Park H02J 7/00
 320/106
 2015/0153790 A1 * 6/2015 Ting G11B 33/025
 361/679.33

OTHER PUBLICATIONS

“U.S. Appl. No. 29/628,110, Notice of Allowance dated Oct. 3, 2018”, 13 pgs.
 “backupdrive-1-1.png (800x800)”, securedrive.com [online], [Online]. Retrieved from the Internet: <URL: https://www.securedrive.com/wp-content/uploads/magictoolbox_cache/f60997c4fc60fa1f4a3c308b158e1929/3/5/3585/original/1942569781/backupdrive-1-1.png>, (Retrieved on Sep. 20, 2018), 1 pg.
 “securedrive-kp-2-showcase.png (706x627)”, securedrive.com [online], [Online]. Retrieved from the Internet: <URL: <https://www.securedrive.com/wp-content/uploads/2017/03/securedrive-kp-2-showcase.png>>, (Retrieved on Aug. 24, 2018), 1 pg.

* cited by examiner




FIG. 1

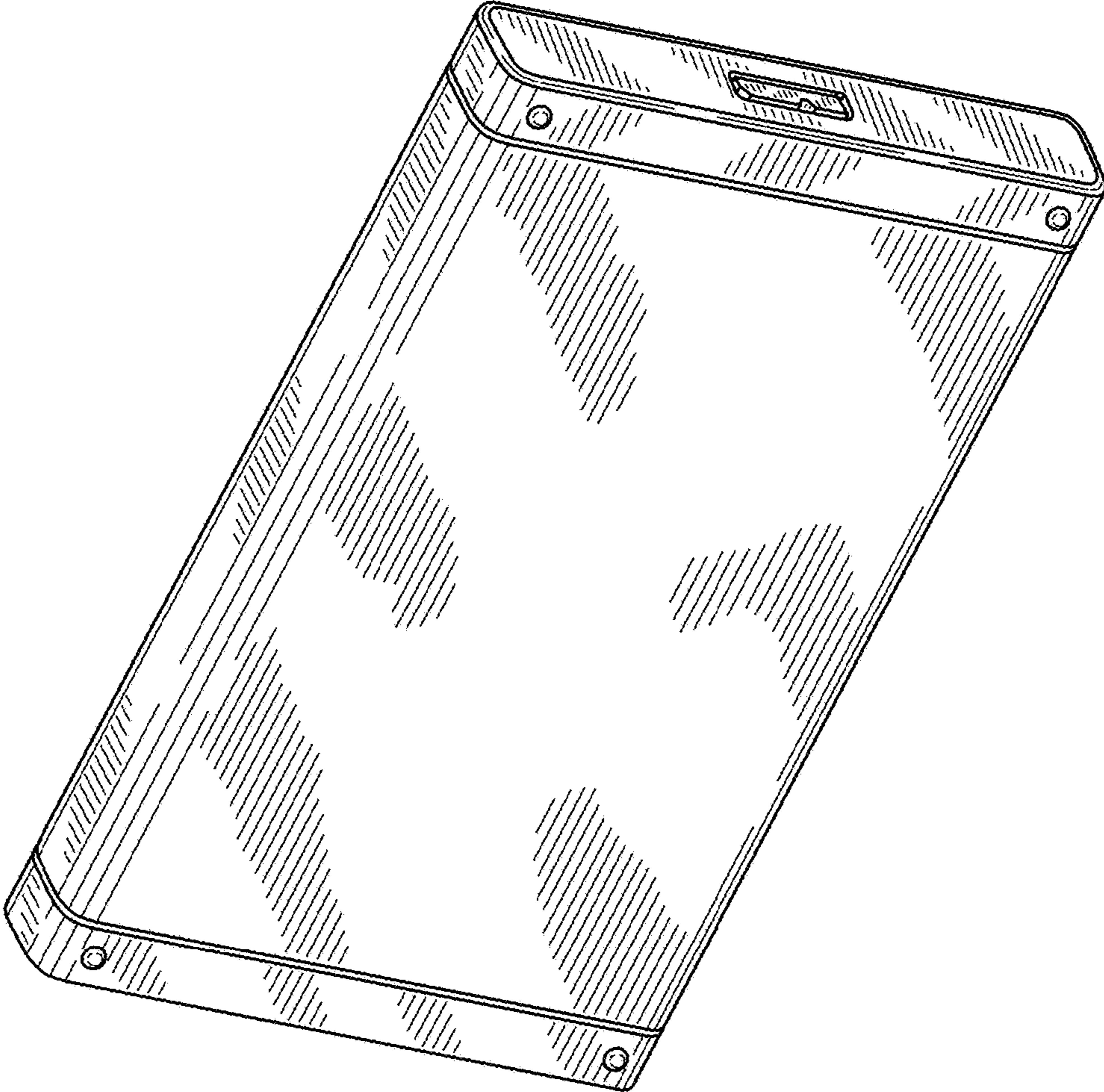


FIG. 2

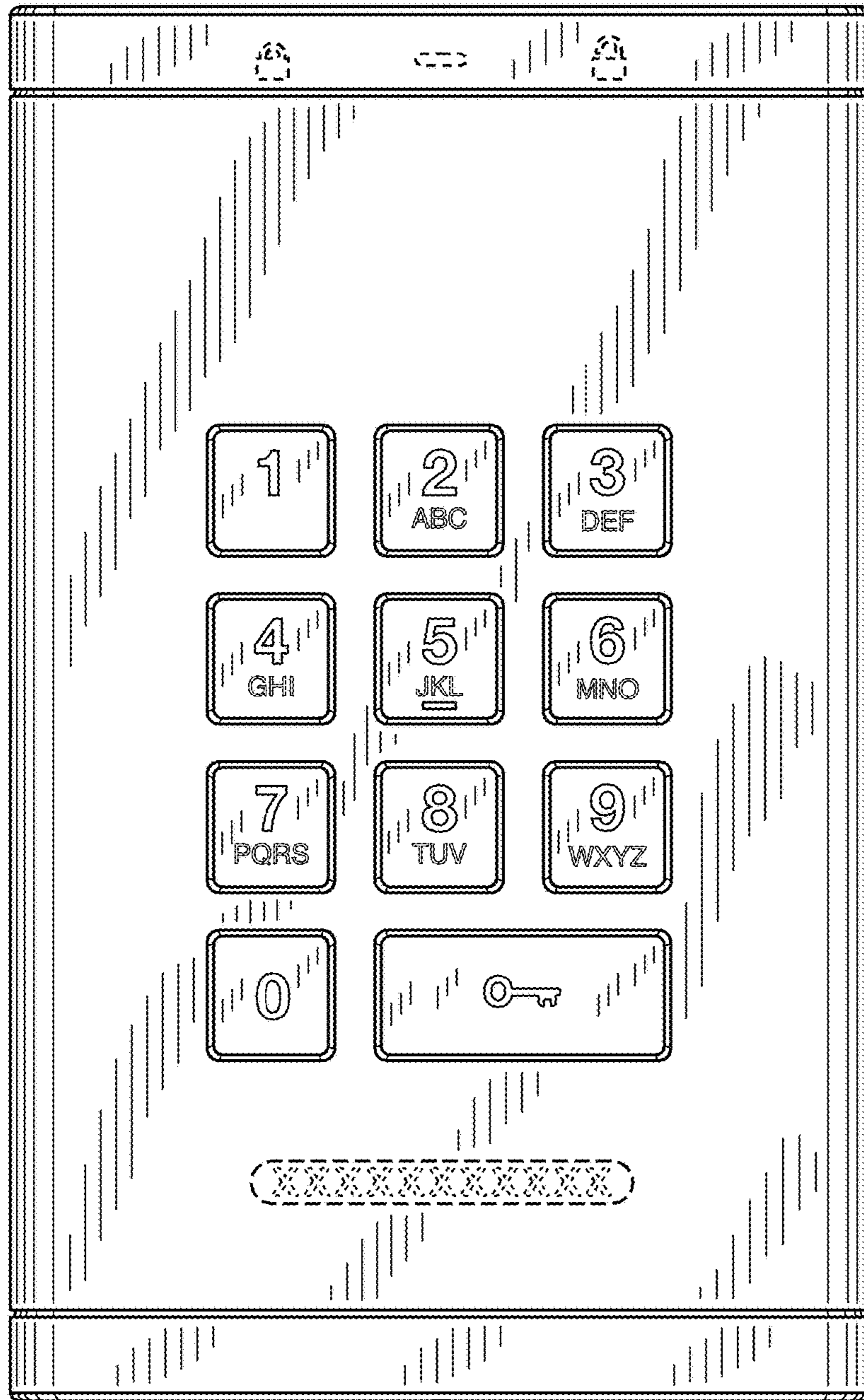


FIG. 3




FIG. 4

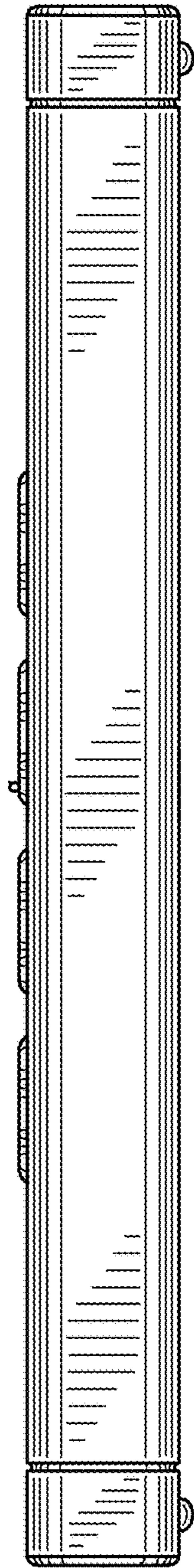


FIG. 5

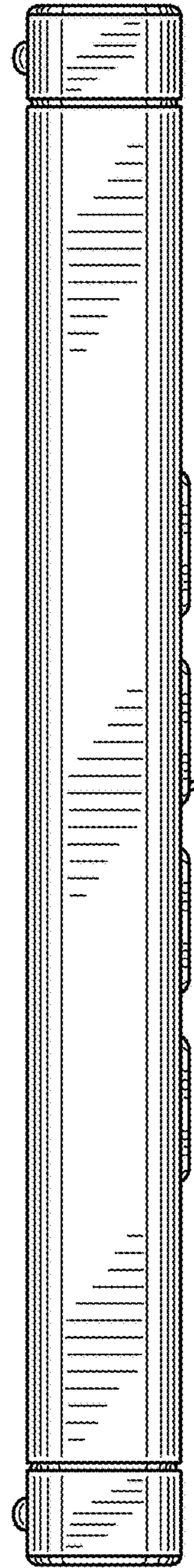


FIG. 6

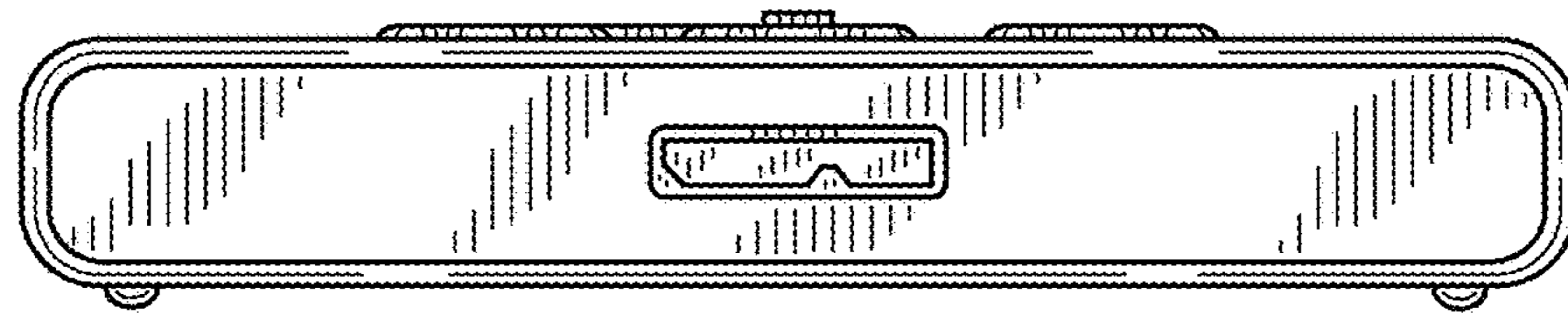


FIG. 7

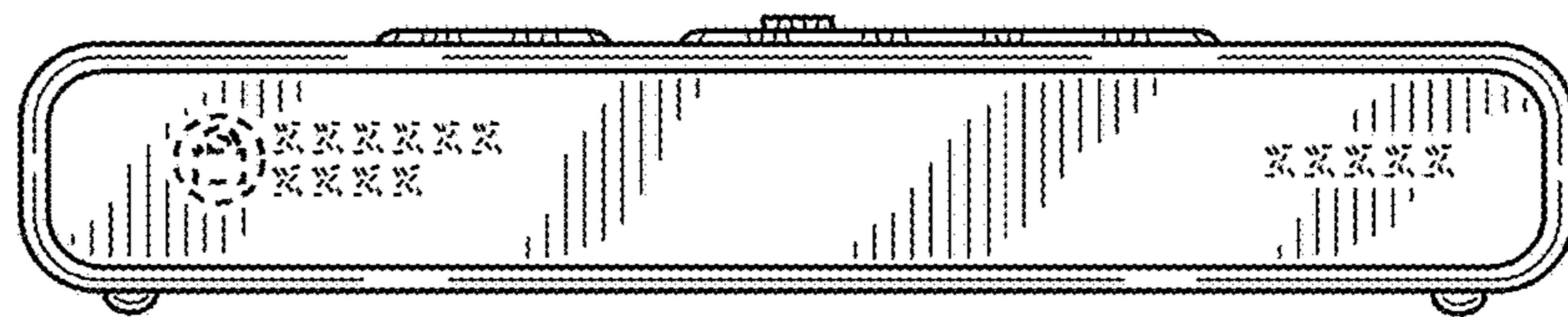


FIG. 8




FIG. 9

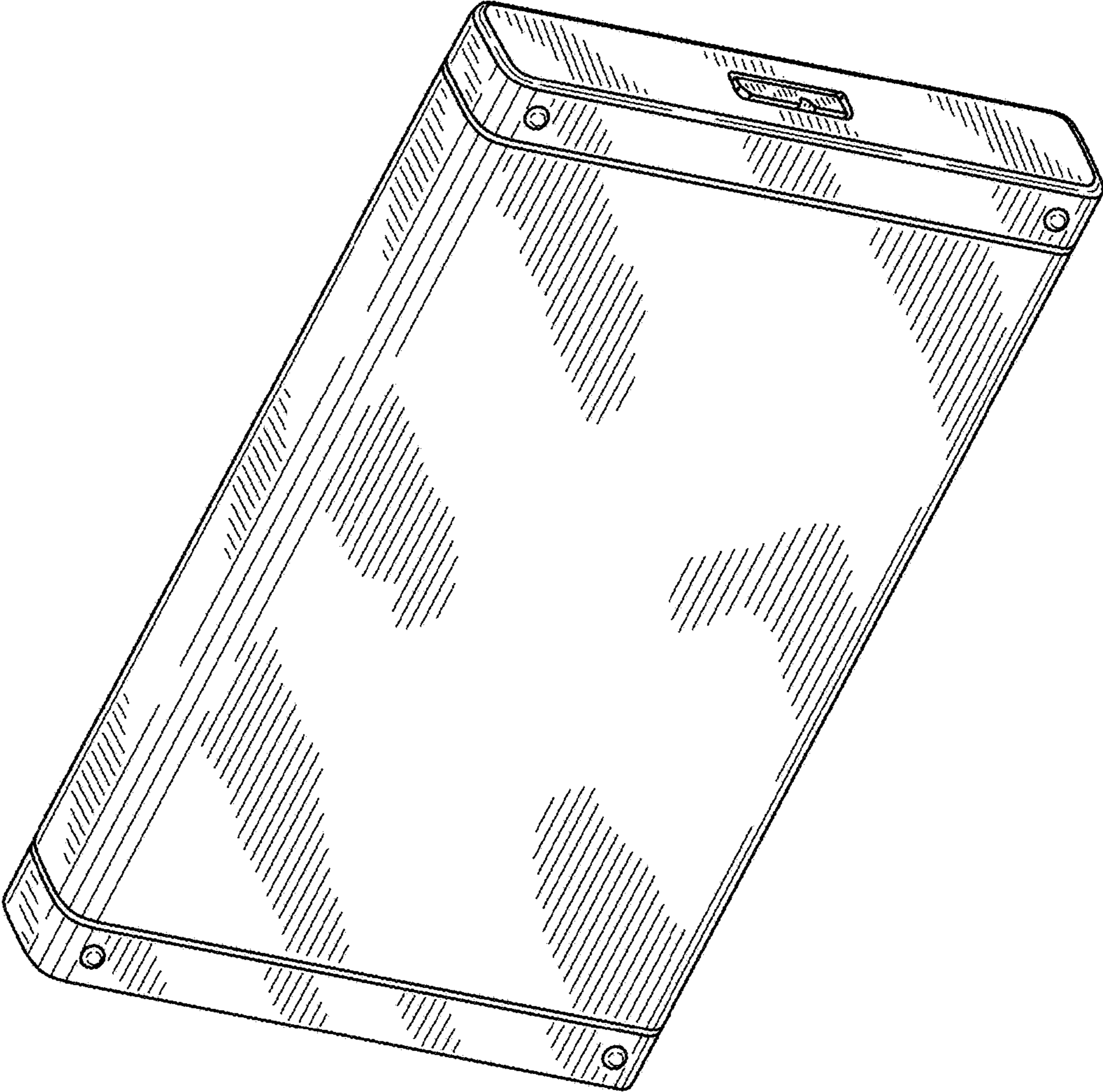


FIG. 10

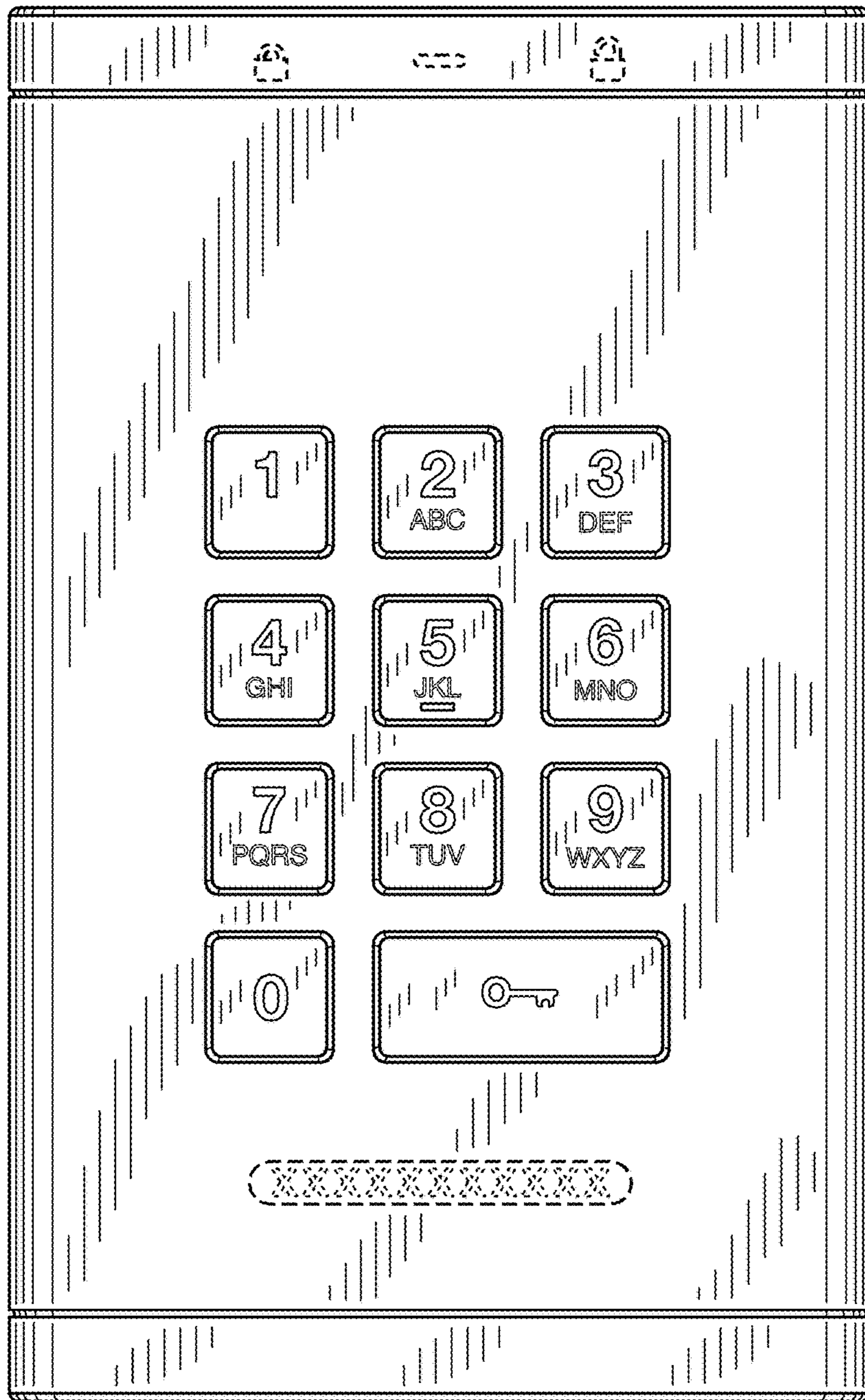


FIG. 11

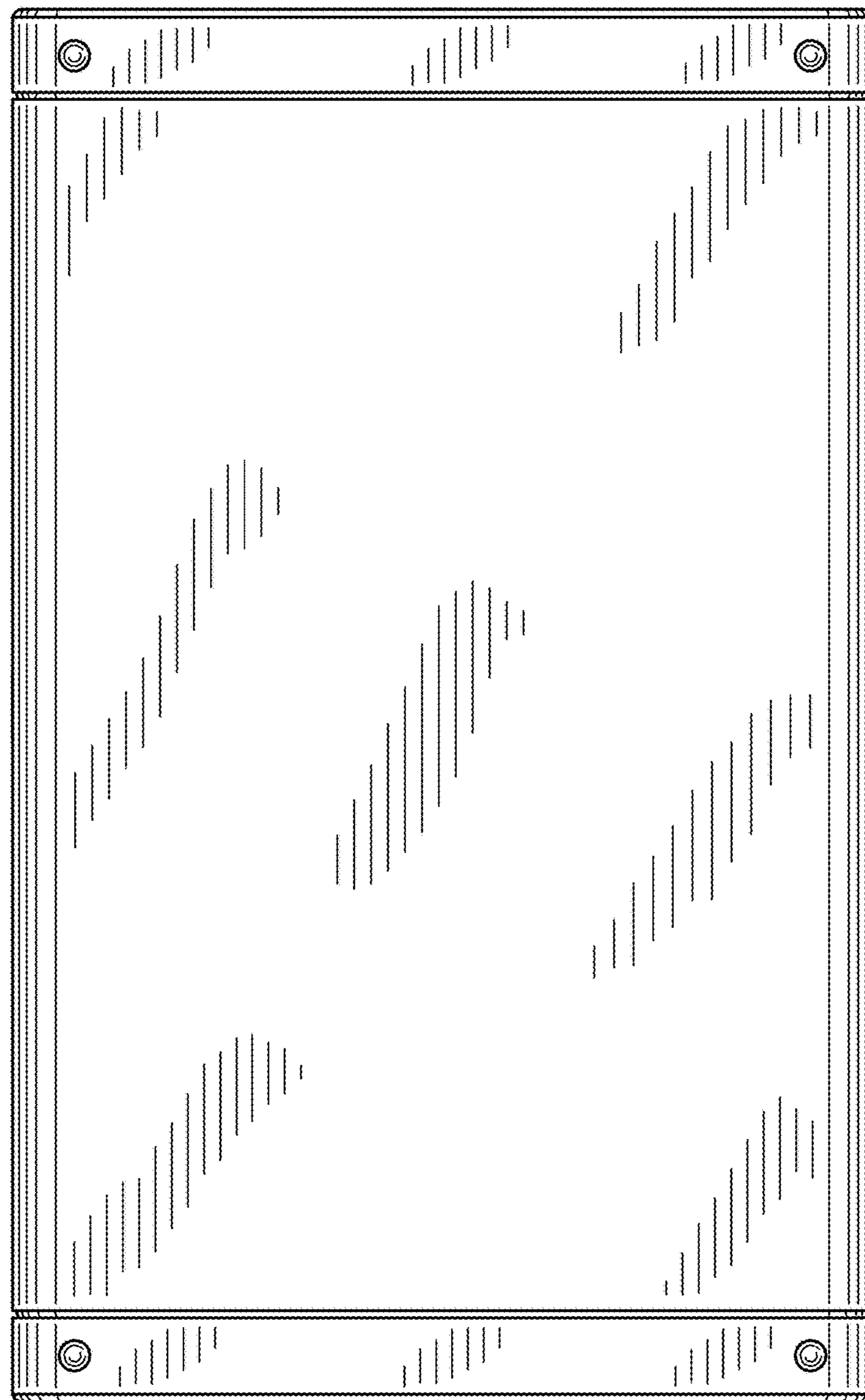


FIG. 12

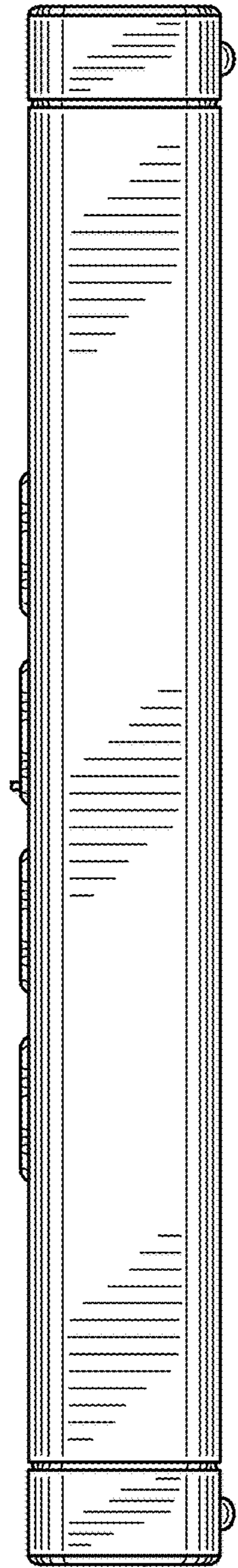


FIG. 13

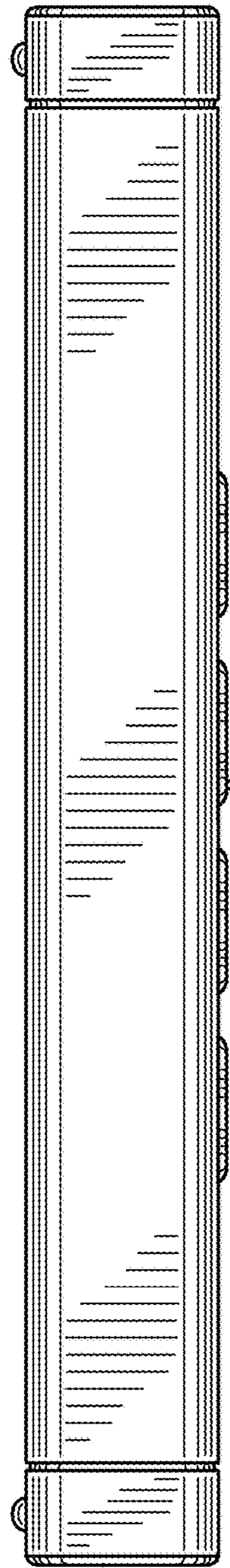


FIG. 14

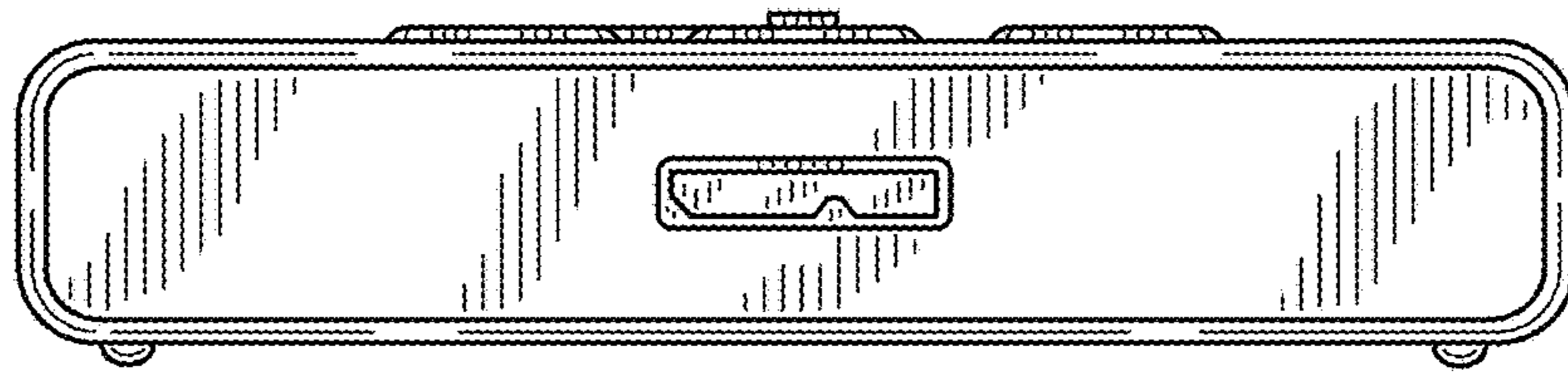


FIG. 15

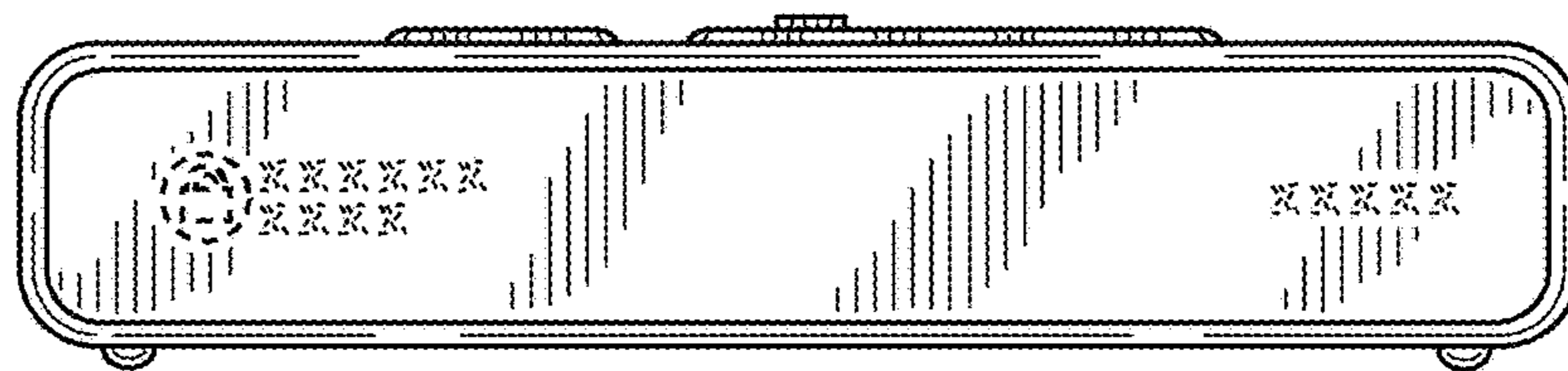


FIG. 16




FIG. 17

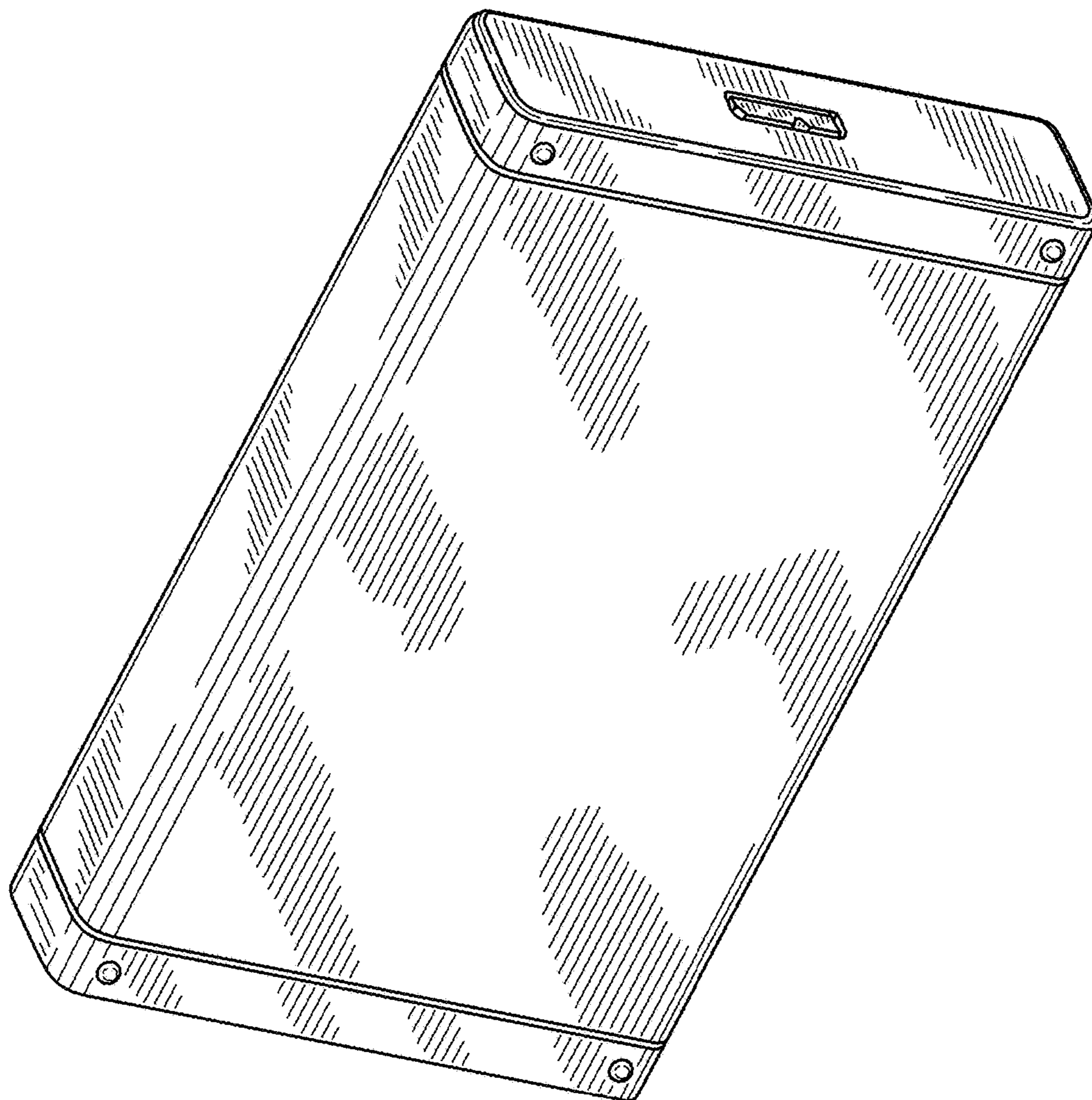


FIG. 18

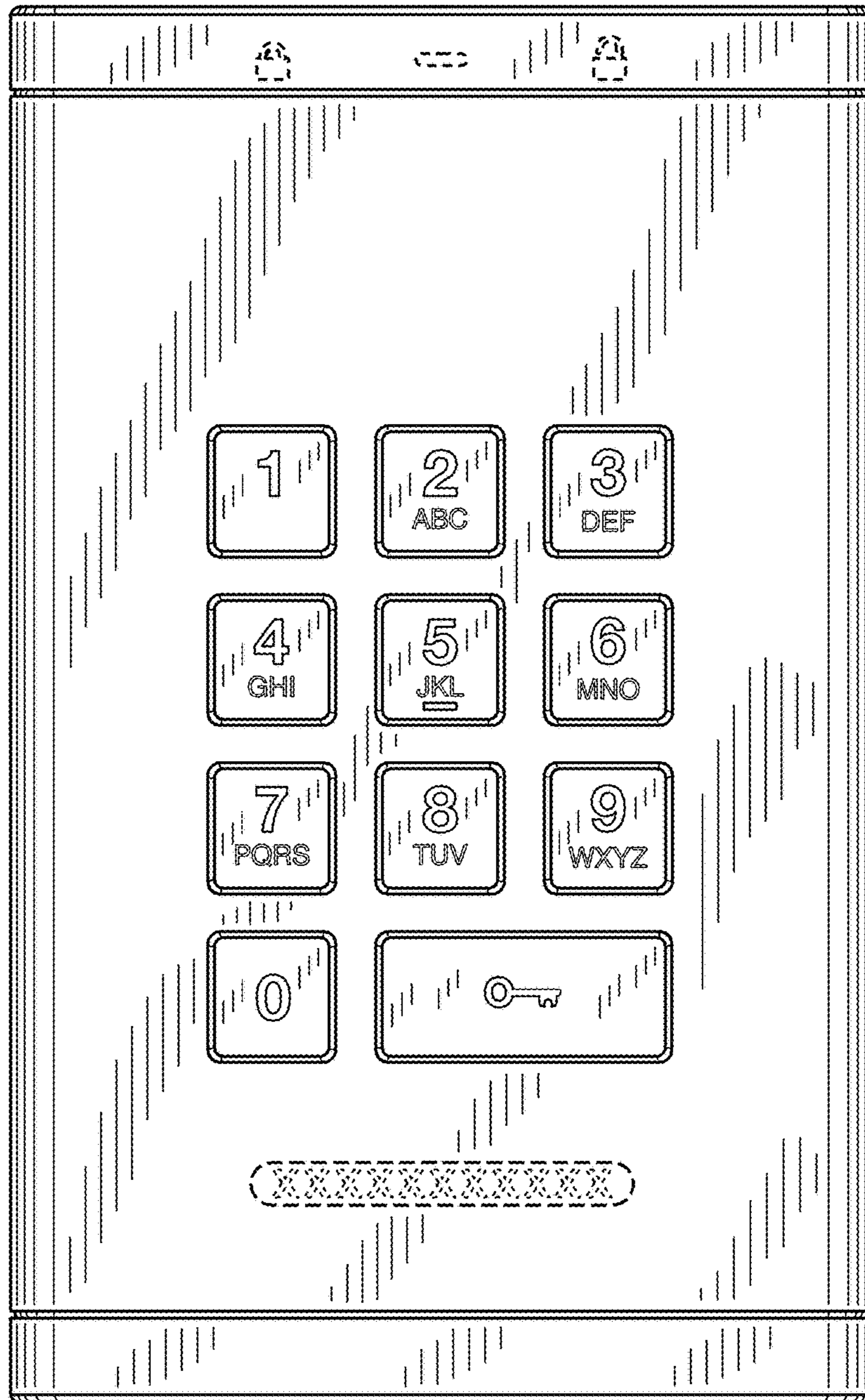


FIG. 19




FIG. 20

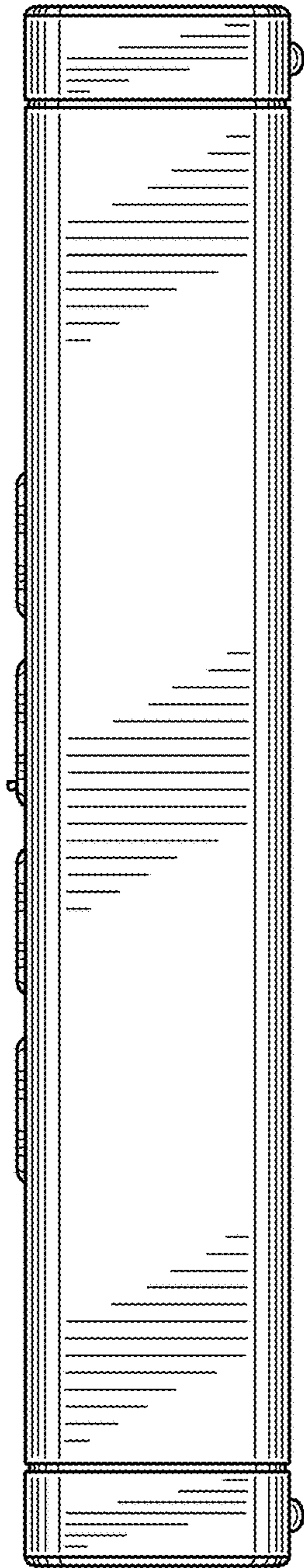


FIG. 21




FIG. 22

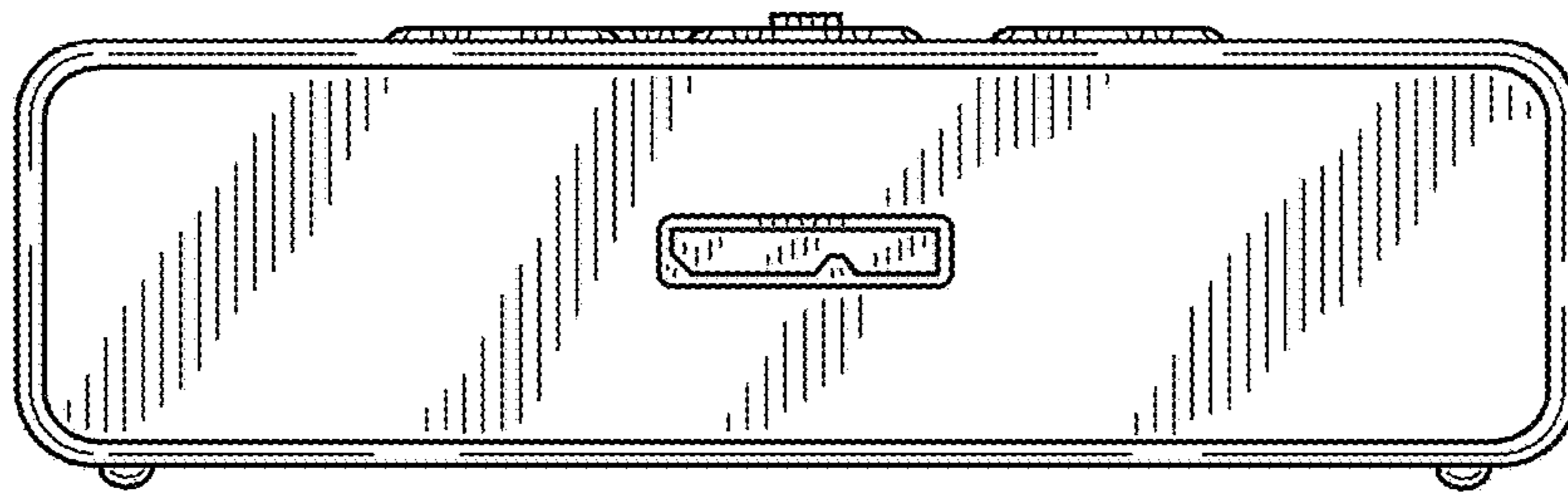


FIG. 23

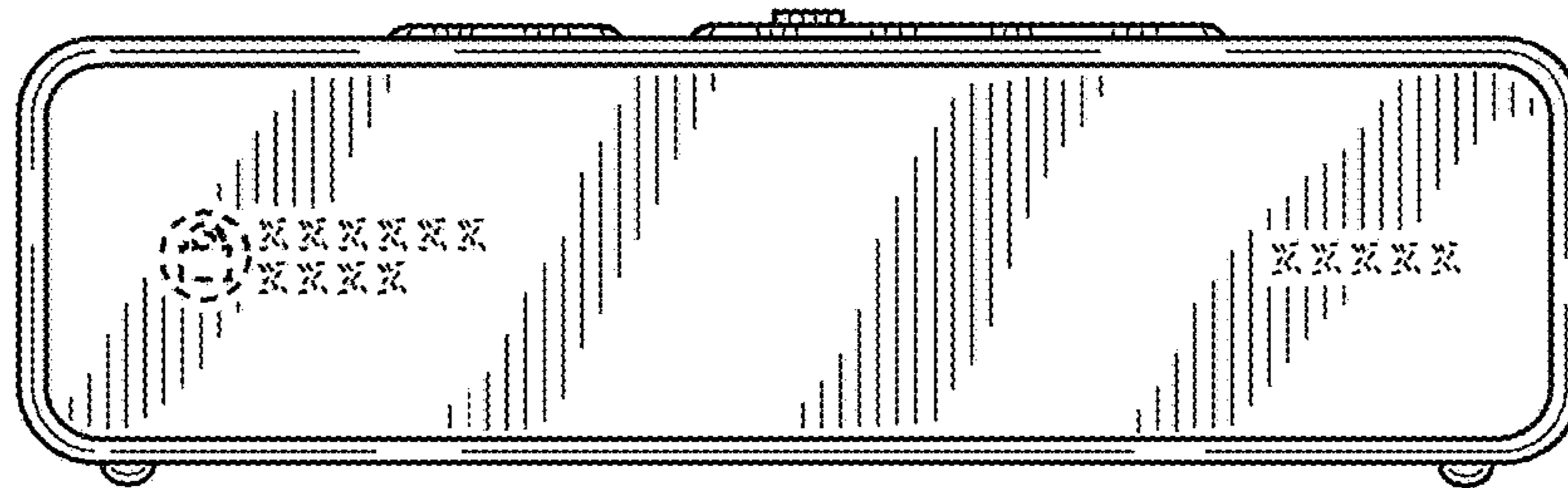


FIG. 24