



US00D844600S

(12) **United States Design Patent**
Choi et al.

(10) **Patent No.:** **US D844,600 S**

(45) **Date of Patent:** **** Apr. 2, 2019**

- (54) **FINGER-WORN INPUT DEVICE**
- (71) Applicant: **Thalmic Labs Inc.**, Kitchener (CA)
- (72) Inventors: **Jaehong Choi**, Waterloo (CA); **Marie Stipancik**, Waterloo (CA); **Jose Figueroa**, Dallas, TX (US); **Steve Orzel**, Hamilton (CA)
- (73) Assignee: **North Inc.**, Kitchener, Ontario (CA)
- (**) Term: **15 Years**
- (21) Appl. No.: **29/628,377**
- (22) Filed: **Dec. 4, 2017**
- (51) **LOC (11) Cl.** **14-02**
- (52) **U.S. Cl.**
USPC **D14/344**; D11/26
- (58) **Field of Classification Search**
USPC D14/138 r, 144, 341, 344, 358, 388, 218;
D10/30-39, 70, 98; D11/3, 4, 26, 93-94,
D11/78.1, 79, 86; D24/167, 169,
D24/186-187, 164
CPC A41D 1/002; A41D 19/0034; G06F 1/04;
G06F 1/08; G06F 1/10; G06F 1/14; G06F
1/1626; G06F 1/1628; G06F 1/163; G06F
1/1635; G06F 1/3203; G06Q 20/10;
G06Q 20/12; G06Q 20/108; G06Q
20/145; H04B 1/3833; H04B 1/385;
H04B 1/3888; H04M 1/02; H04M 1/03;
H04M 1/04; H04M 1/05; H04M 1/667;
H04M 1/6058; Y02B 60/1217
See application file for complete search history.

(56) **References Cited**
U.S. PATENT DOCUMENTS

D44,542 S *	8/1913	Robbins	D11/36
D257,019 S *	9/1980	Barr	D11/29
D332,236 S *	1/1993	Jakeway	D11/26
D404,335 S *	1/1999	Perrin	D11/26

6,212,908 B1 *	4/2001	Melas	A44C 9/00 63/15
D456,734 S *	5/2002	Stewart	D11/27
D537,007 S *	2/2007	Duhon	D11/26
D705,691 S *	5/2014	Mezhibovsky	D11/26
D750,521 S *	3/2016	Poesel	D10/104.1
D781,850 S *	3/2017	Tago	D11/26

(Continued)

OTHER PUBLICATIONS

Startup aims to be lord of the sensor-filled gesture control rings, posted Oct. 7, 2014, [retrieved Jul. 19, 2018]. Retrieved from Internet, <URL: <https://www.pcworld.com/article/2692732/startup-aims-to-be-lord-of-the-gestural-rings.html> >.*

(Continued)

Primary Examiner — Barbara Fox

Assistant Examiner — Kristin E Reed

(74) *Attorney, Agent, or Firm* — Cozen O'Connor

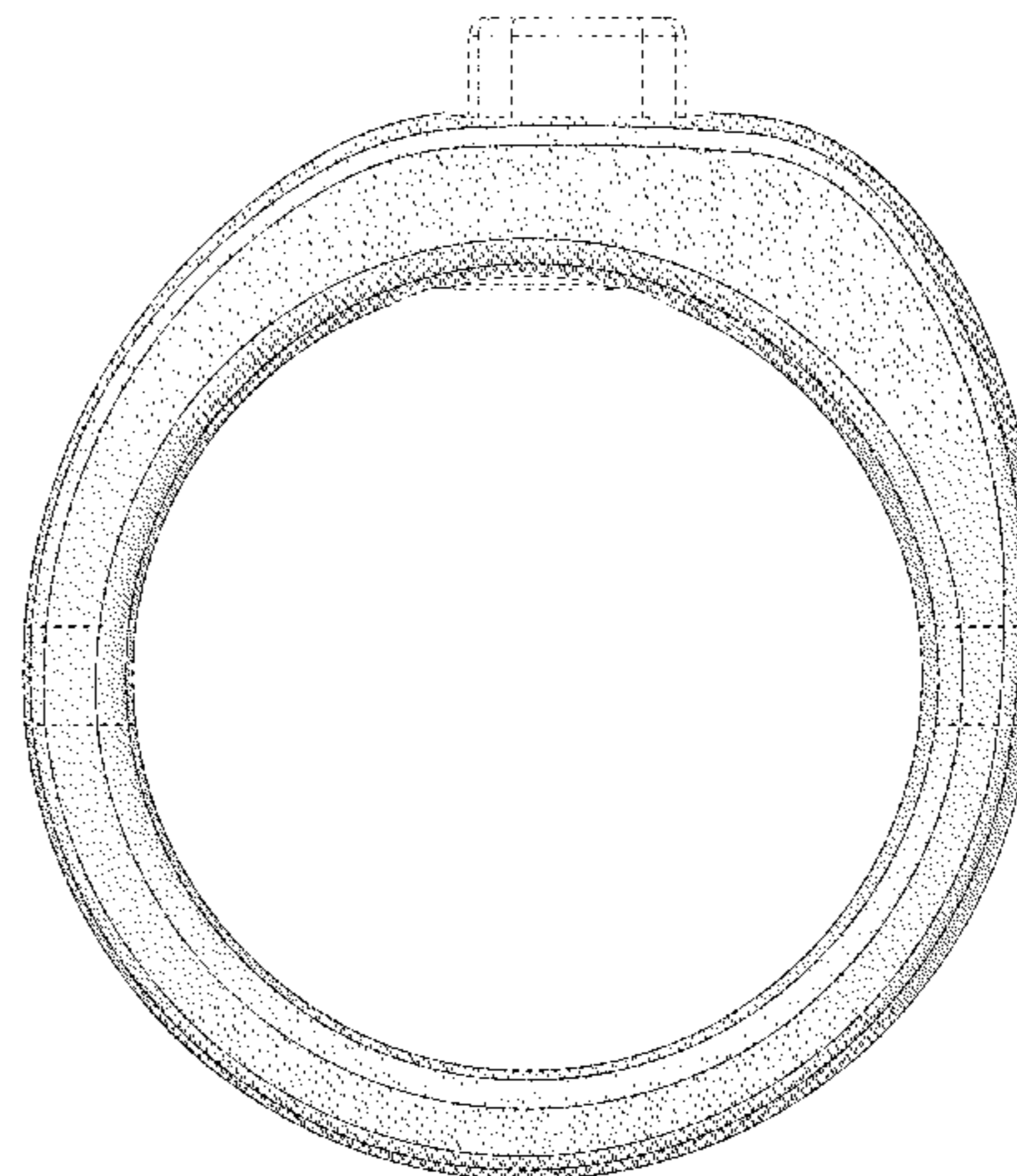
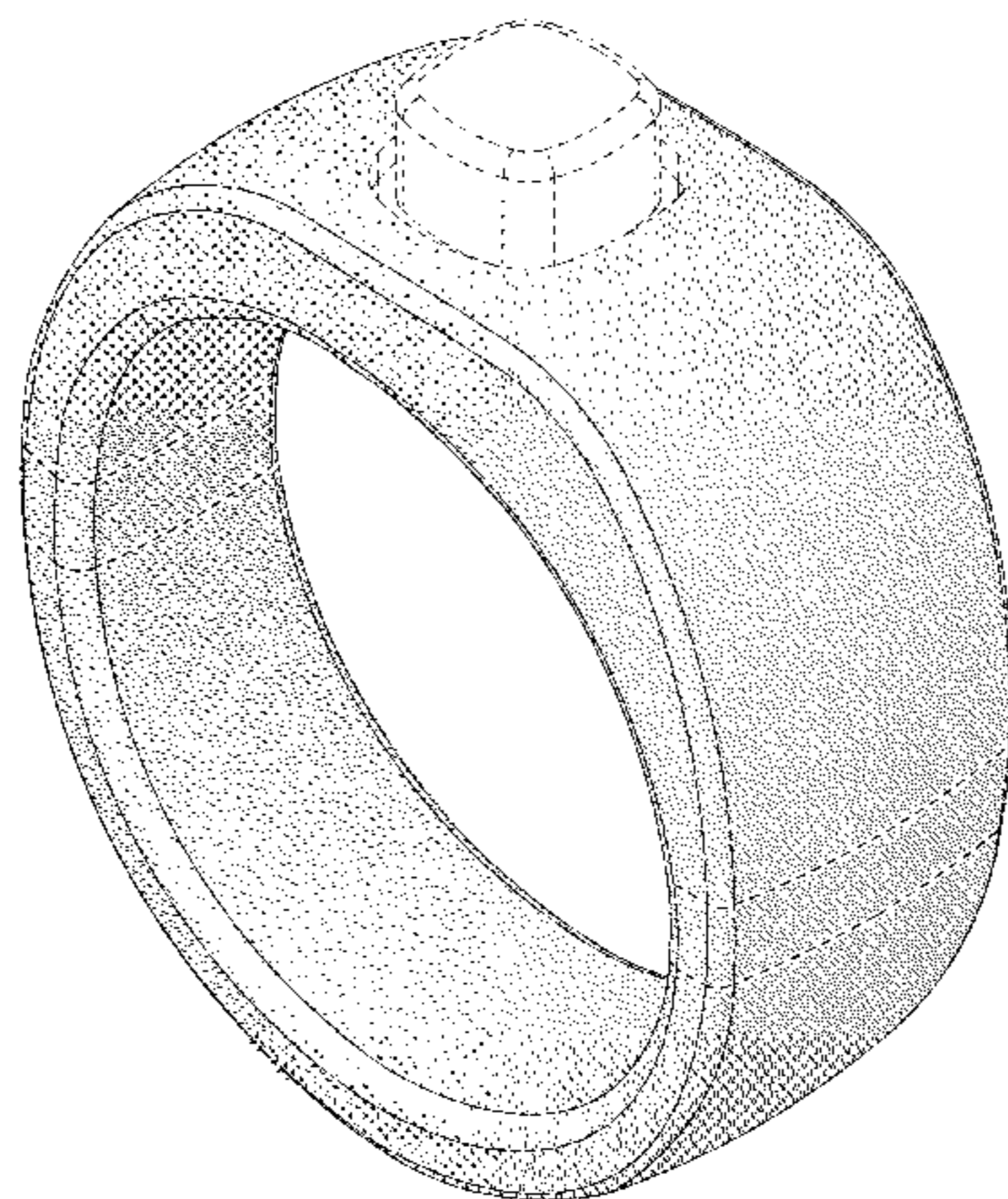
(57) **CLAIM**

The ornamental design for a finger-worn input device, as shown and described.

DESCRIPTION

FIG. 1 is a top isometric view of a finger-worn input device showing our new design.
 FIG. 2 is a bottom isometric view thereof.
 FIG. 3 is a front elevational view thereof.
 FIG. 4 is a rear elevational view thereof.
 FIG. 5 is a left side elevational view thereof.
 FIG. 6 is a right side elevational view thereof.
 FIG. 7 is a top plan view thereof; and,
 FIG. 8 is a bottom plan view thereof.
 Stippling and tangency lines in the drawings represent the three-dimensional contours of the design, and are not intended to indicate surface decoration. The broken lines shown in the drawings depict portions of the finger-worn input device that form no part of the claimed design.

1 Claim, 6 Drawing Sheets



(56)

References Cited

U.S. PATENT DOCUMENTS

9,836,083 B2 * 12/2017 Ricci G06F 1/163
D808,847 S * 1/2018 Warren D11/26
D815,367 S * 4/2018 Kao D30/155

OTHER PUBLICATIONS

[CES 2015] UzBRAINNET Previews Game Gun and Wearable Motion Ring, posted Jan. 9, 2015, [retrieved Jul. 19, 2018]. Retrieved from Internet, <URL: <http://us.aving.net/news/view.php?articleId=1243443> >.*

* cited by examiner

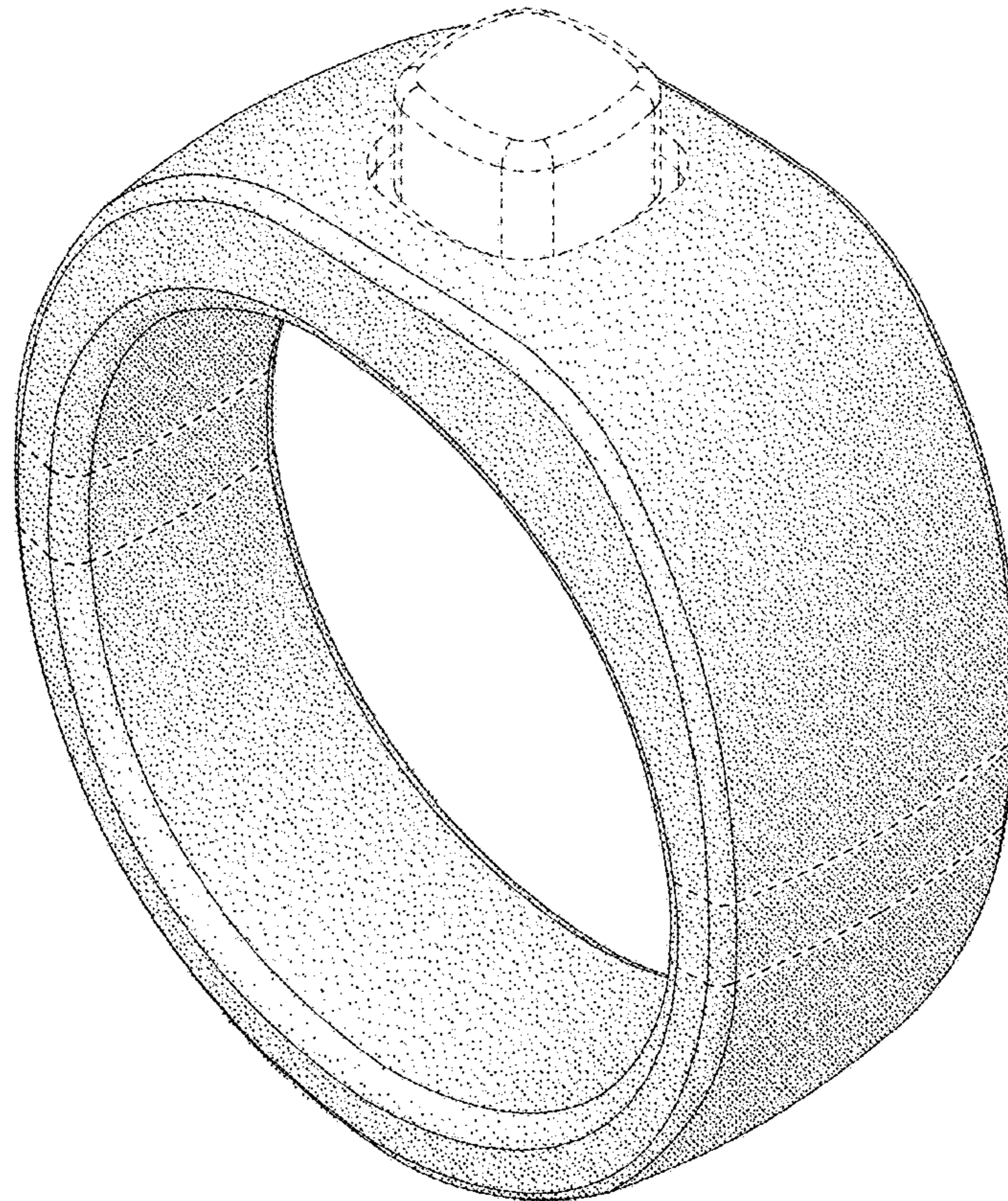


FIG. 1

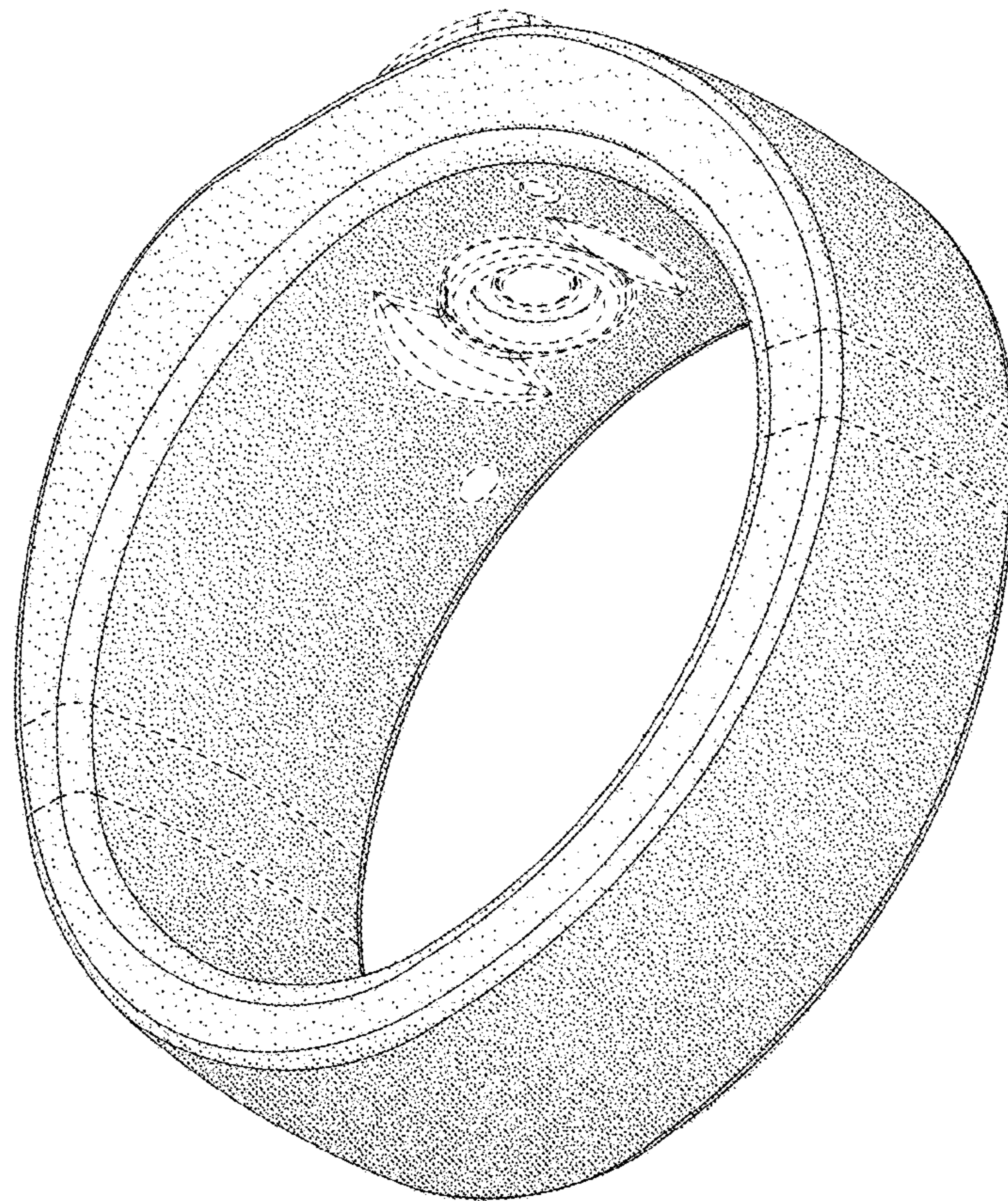


FIG. 2

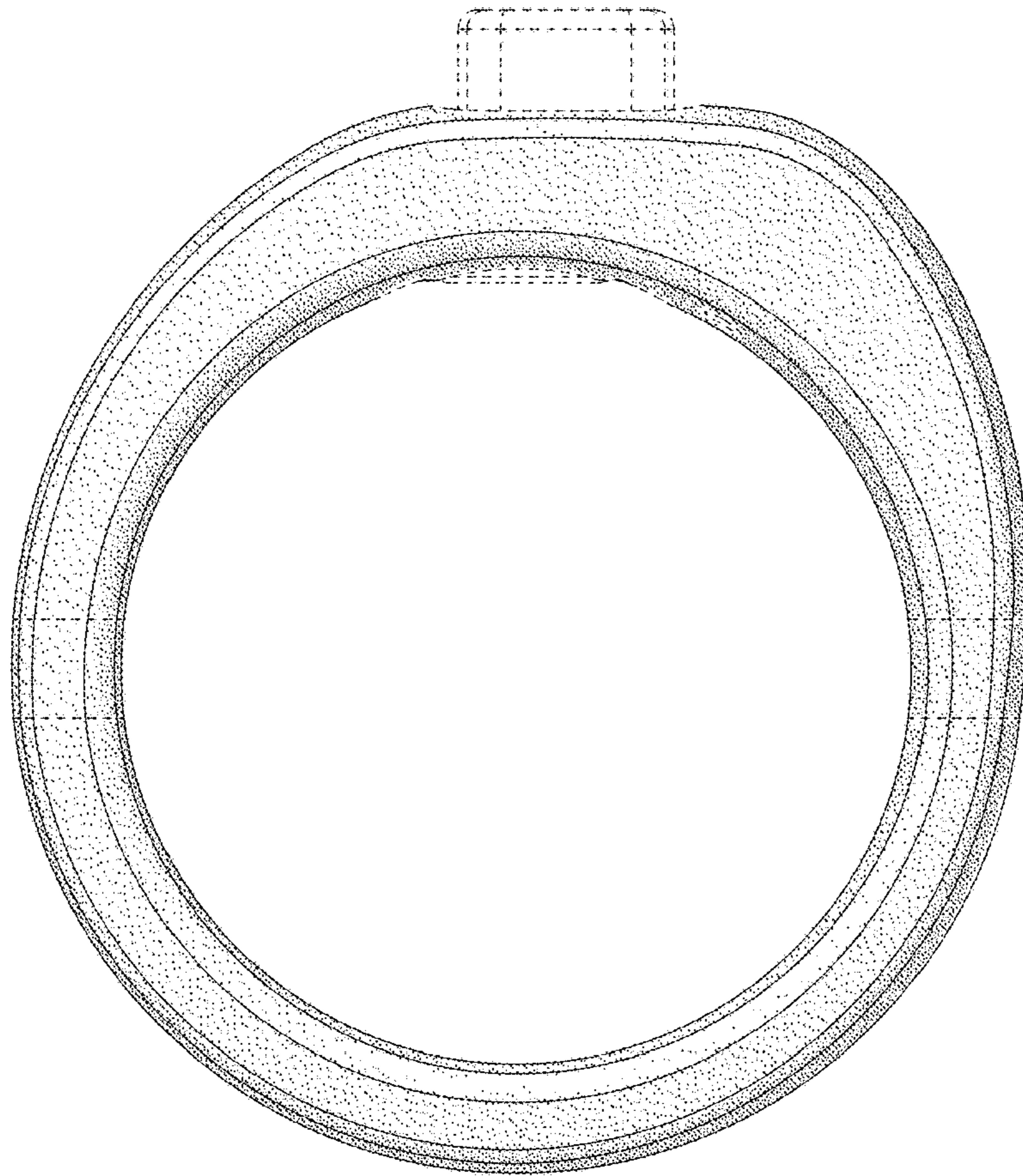


FIG. 3

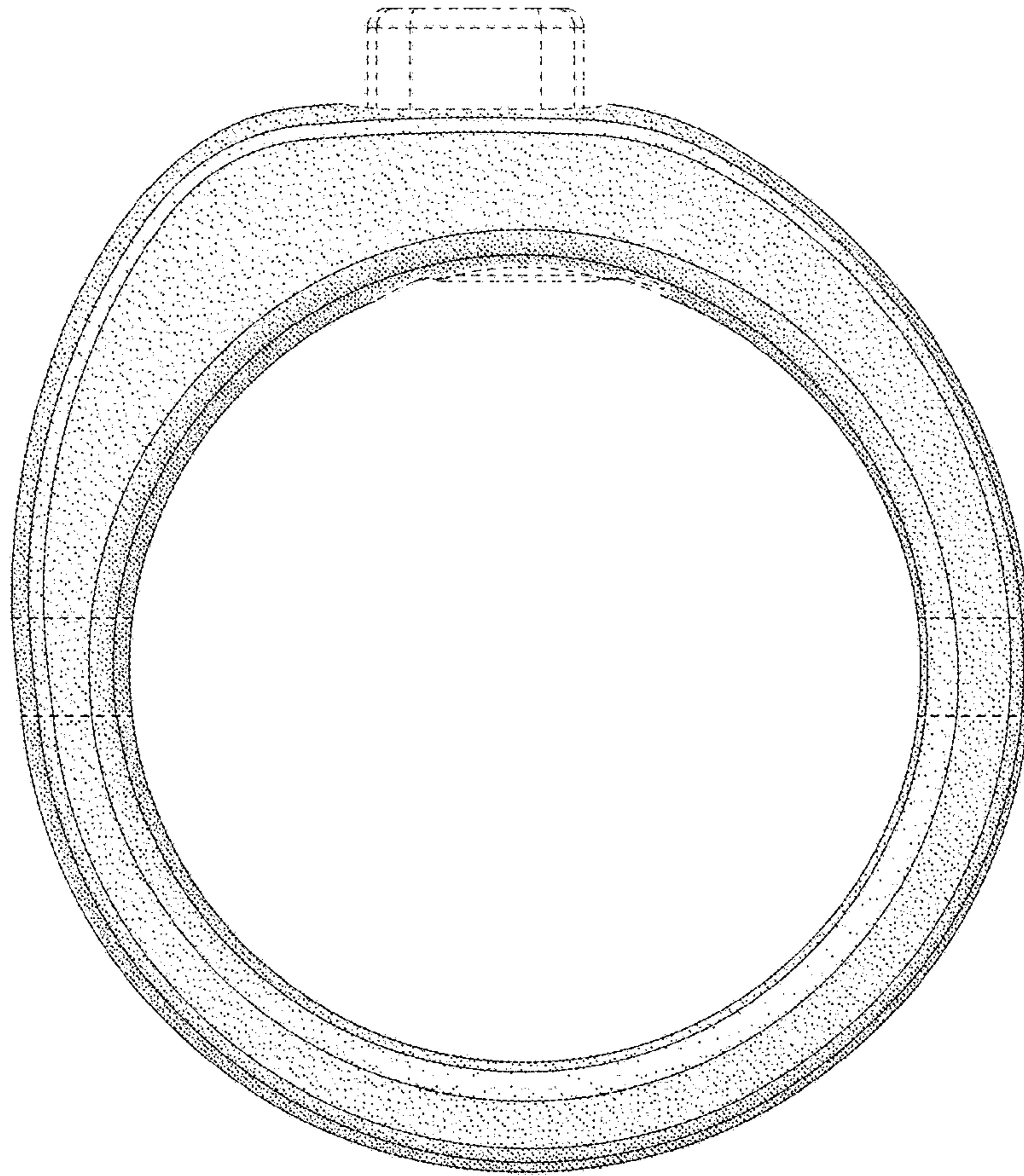


FIG. 4

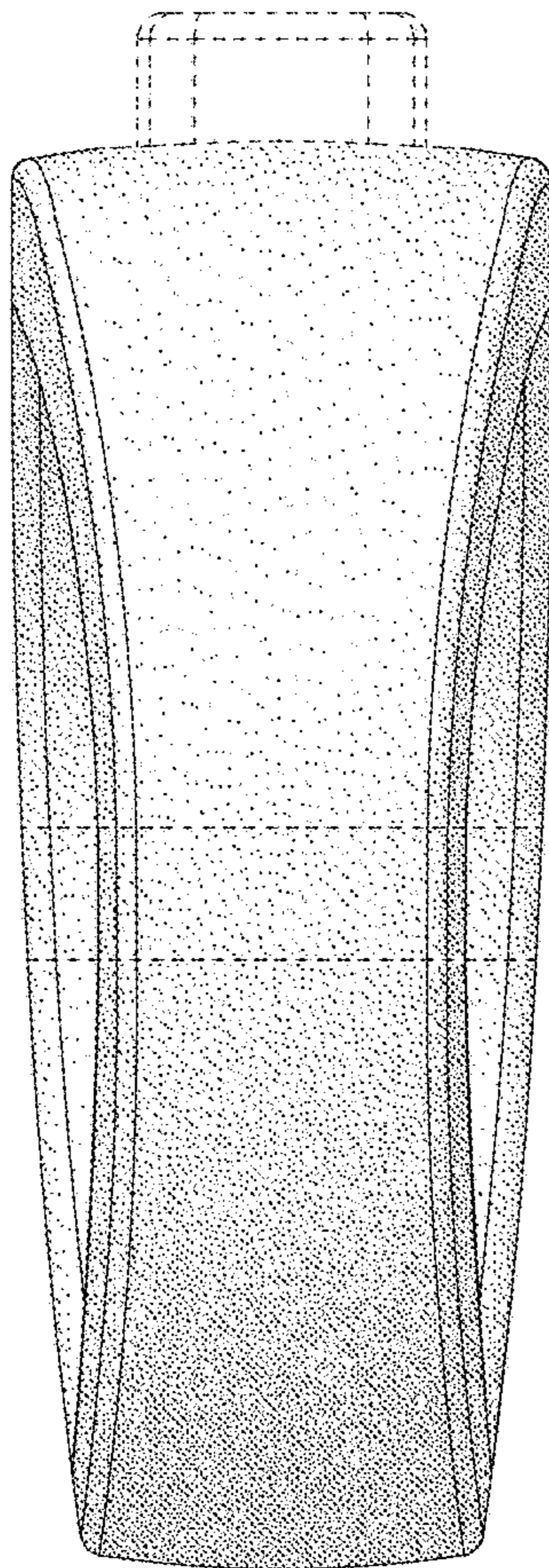


FIG. 5

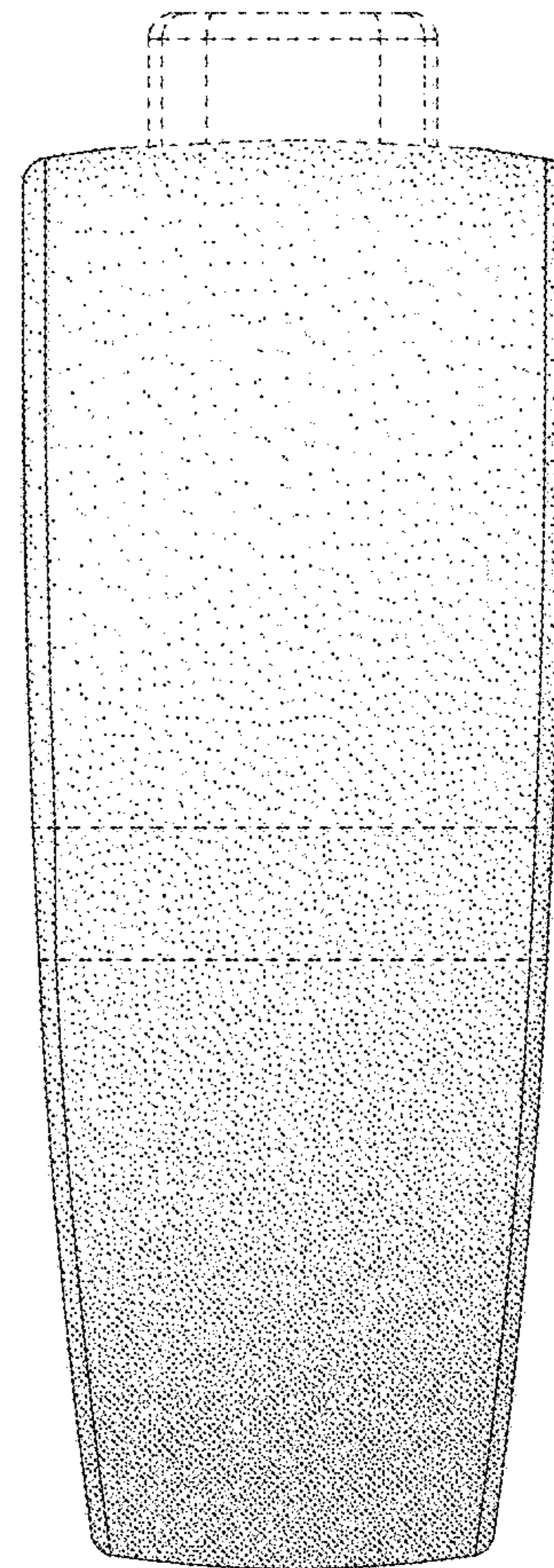


FIG. 6

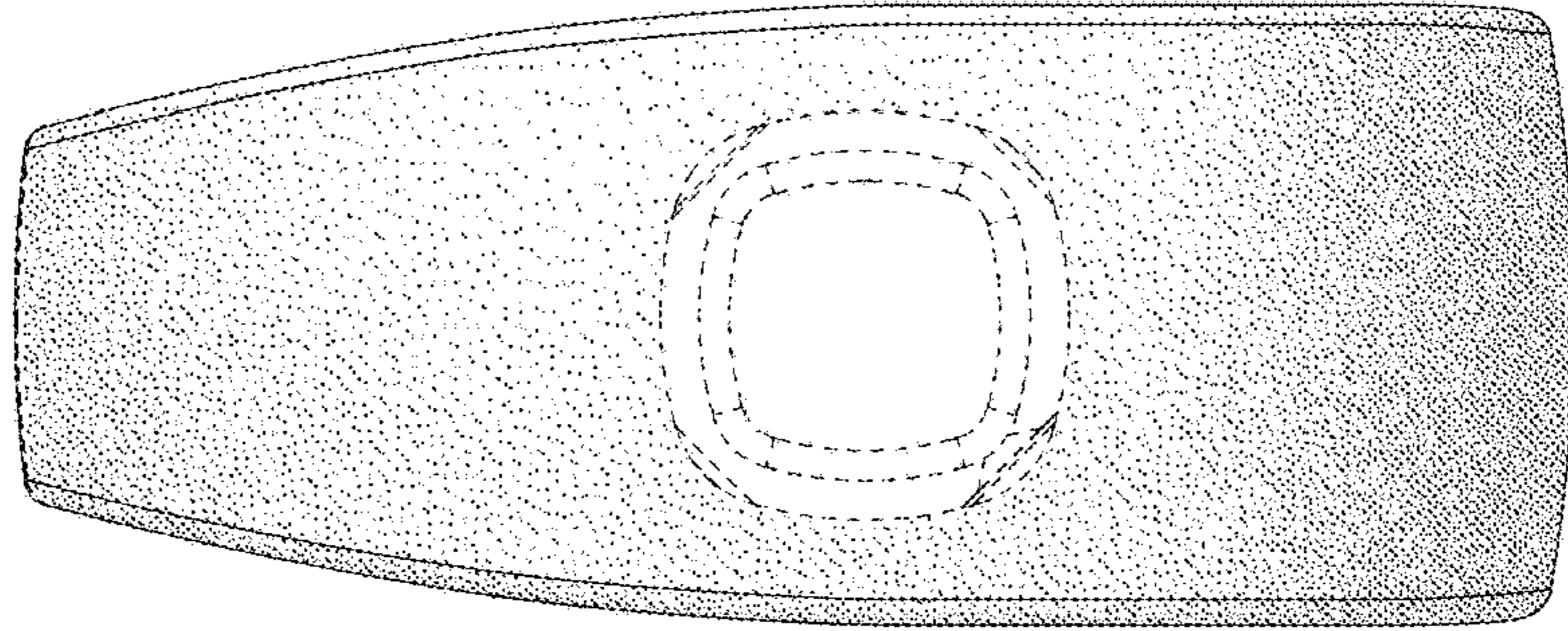


FIG. 7

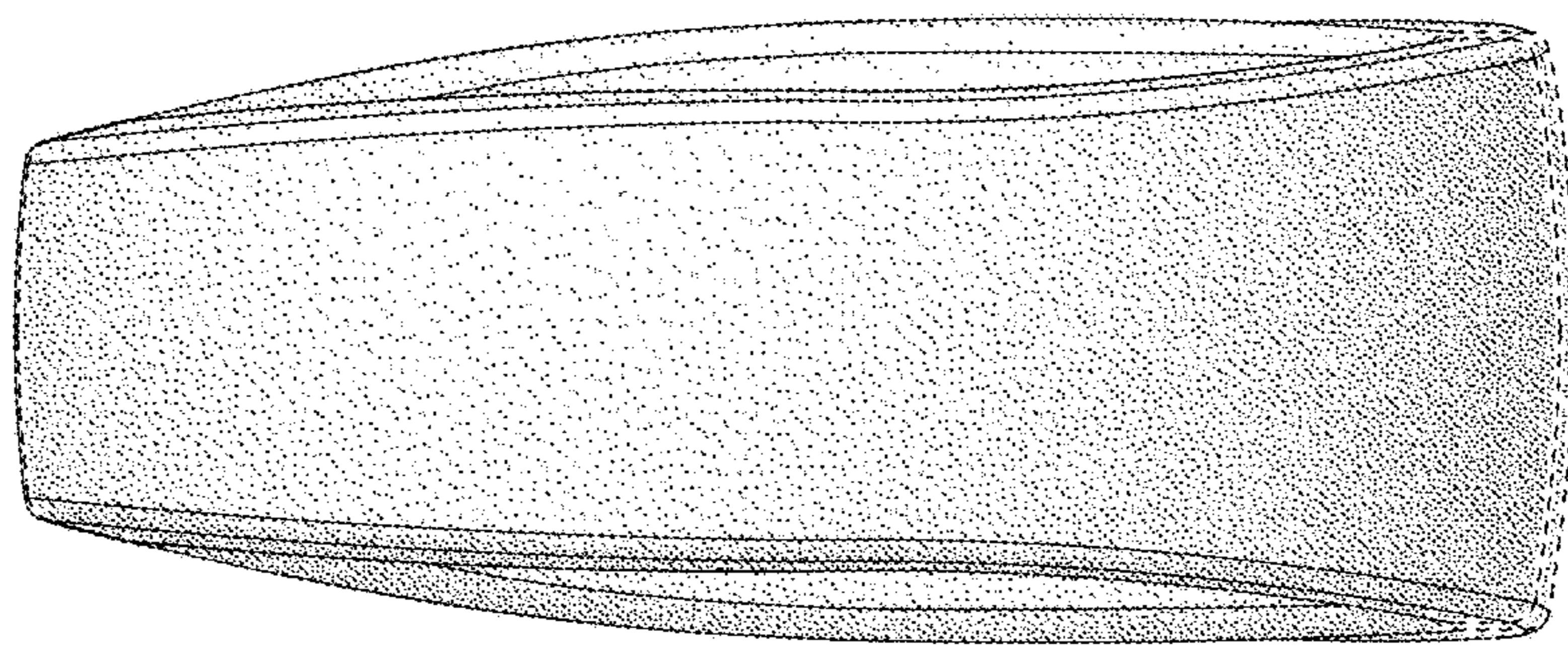


FIG. 8