



US00D844584S

(12) **United States Design Patent**
Wheel

(10) **Patent No.:** **US D844,584 S**

(45) **Date of Patent:** **** Apr. 2, 2019**

(54) **REAR MOUSTACHE FOR A VEHICLE**

(71) Applicant: **Jaguar Land Rover Limited**, Whitley,
Coventry (GB)

(72) Inventor: **Andrew Wheel**, Coventry (GB)

(73) Assignee: **Jaguar Land Rover Limited**, Whitley,
Coventry (GB)

(**) Term: **15 Years**

(21) Appl. No.: **29/602,974**

(22) Filed: **May 5, 2017**

(30) **Foreign Application Priority Data**

Nov. 11, 2016 (EM) 003459270-0004
Nov. 11, 2016 (EM) 003459270-0005
Nov. 11, 2016 (EM) 003459270-0006

(51) **LOC (11) Cl.** **12-16**

(52) **U.S. Cl.**
USPC **D14/169**

(58) **Field of Classification Search**
USPC D12/173, 169, 92, 163, 216, 90-91, 86,
D12/171, 196
CPC B60R 19/02; B60R 19/04; B62D 25/08
See application file for complete search history.

(56) **References Cited**

U.S. PATENT DOCUMENTS

D523,778 S * 6/2006 Saridakis D12/92
D528,945 S * 9/2006 Petrotta D12/92
D663,239 S * 7/2012 Saracoglu D12/92
D692,799 S * 11/2013 Smith D12/92
D698,283 S * 1/2014 Palm D12/92
D698,708 S * 2/2014 Rugar D12/169
D724,494 S * 3/2015 Kaoud D12/92
D734,212 S * 7/2015 Stephenson D12/92
D749,468 S * 2/2016 Frascella D12/169
D754,044 S * 4/2016 Scheinhuetten D12/196

D762,525 S * 8/2016 Stopka D12/92
D769,152 S * 10/2016 Perini D12/88
D776,021 S * 1/2017 Kapitonov D12/169
D779,379 S * 2/2017 Jelec D12/92
D784,231 S * 4/2017 Henstridge D12/196
D786,746 S * 5/2017 Wheel D12/169

(Continued)

Primary Examiner — Robin V Webster

Assistant Examiner — Rachel A Voorhies

(74) *Attorney, Agent, or Firm* — Wood Herron & Evans
LLP

(57) **CLAIM**

The ornamental design for a rear moustache for a vehicle, as shown and described.

DESCRIPTION

FIG. 1 is a right front perspective view of a rear moustache for a vehicle according to the present invention.

FIG. 2 is a left front perspective view of the rear moustache shown in FIG. 1.

FIG. 3 is a right rear perspective view thereof.

FIG. 4 is a left rear perspective view thereof.

FIG. 5 is a front view thereof.

FIG. 6 is a rear view thereof.

FIG. 7 is a right side view thereof.


FIG. 8 is a left side view thereof.

FIG. 9 is a top view thereof.

FIG. 10 is a bottom view thereof; and,

FIG. 11 is a right front perspective view of the rear moustache shown in FIGS. 1-10, mounted on a vehicle, with the rest of the vehicle shown in de-emphasized and half-tone portions so as to illustrate environmental structure. These portions form no part of the claimed invention. More particularly, in FIG. 11, the inventive rear moustache is shown within the broken line, and the elements shown outside of the broken line form no part of the claimed invention, but are instead included to show environmental aspects thereof.

1 Claim, 11 Drawing Sheets



(56)

References Cited

U.S. PATENT DOCUMENTS

D790,398	S	*	6/2017	Perini	D12/88
D805,960	S	*	12/2017	Wheel	D12/91
D810,637	S	*	2/2018	Wheel	D12/169
D811,962	S	*	3/2018	Sullivan	D12/169
D817,817	S	*	5/2018	Frascella	D12/91
D818,399	S	*	5/2018	Frascella	D12/91
D822,553	S	*	7/2018	Austin	D12/169
D826,092	S	*	8/2018	Manzoni	D12/92

* cited by examiner

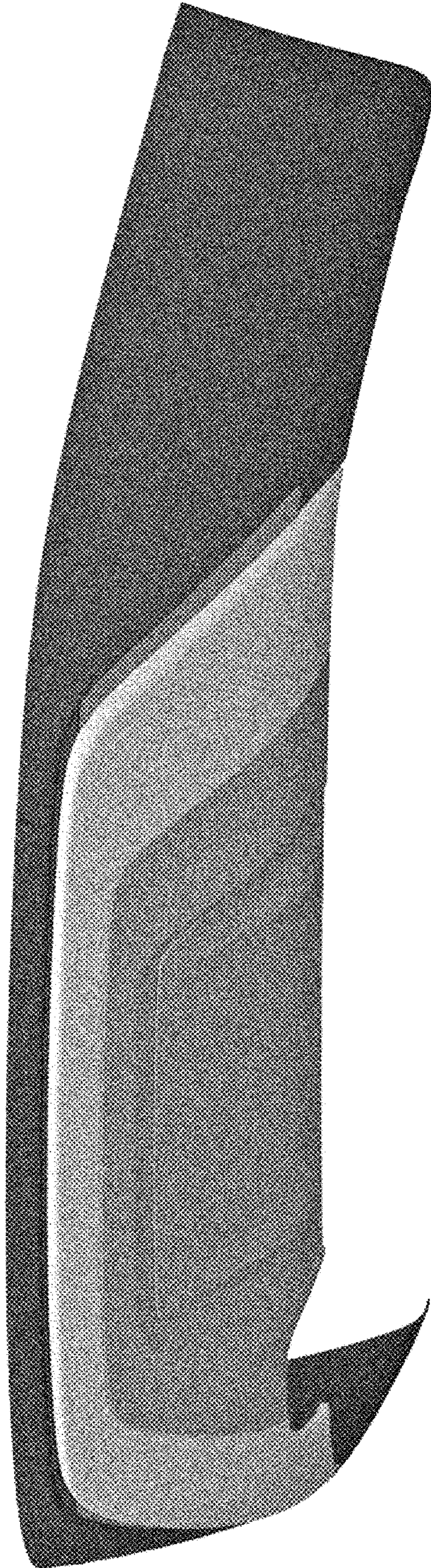


FIG. 1

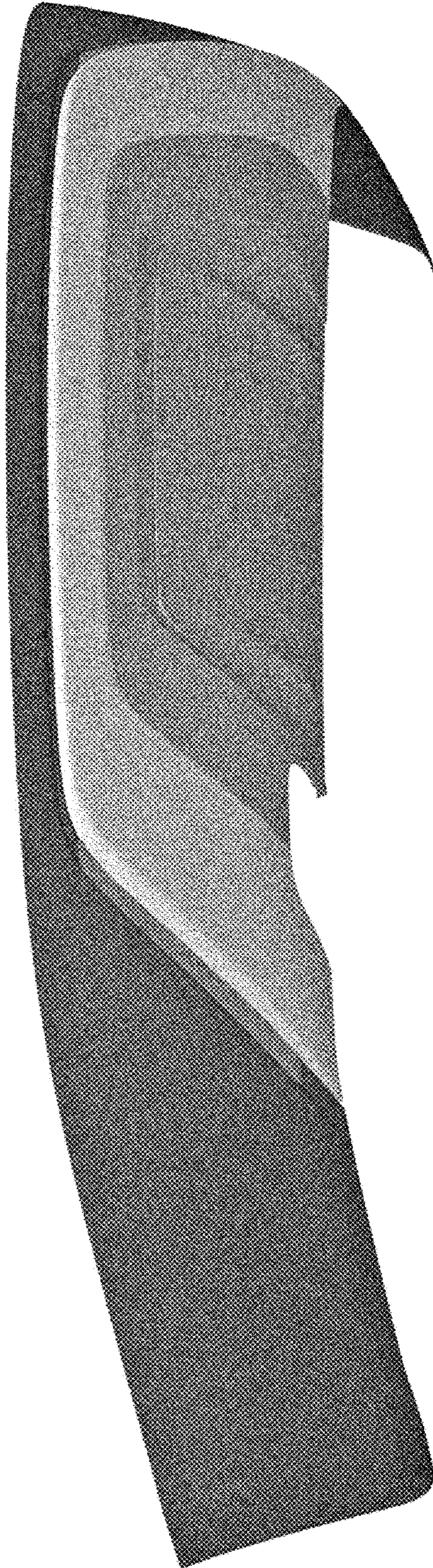


FIG. 2




FIG. 3




FIG. 4




FIG. 5




FIG. 6




FIG. 7




FIG. 8



FIG. 9




FIG. 10




FIG. 11