



US00D844549S

(12) **United States Design Patent**
Zimmerman et al.

(10) **Patent No.:** **US D844,549 S**

(45) **Date of Patent:** **** Apr. 2, 2019**

(54) **TIRE**

(71) Applicant: **The Goodyear Tire & Rubber Company, Akron, OH (US)**

(72) Inventors: **Ryan Eugene Zimmerman, Deerfield, OH (US); Brian David Digman, Sagamore Hills, OH (US); Shannon Joseph Hughes, Rootstown, OH (US); Christopher John Lane, Akron, OH (US); Mark Anthony Canankamp, Wadsworth, OH (US); Jesse Brian Serva, Akron, OH (US); Logan Paul Gingery, Wooster, OH (US); Robert Steven Lundell, Copley, OH (US); Karl Eric Sundkvist, Akron, OH (US)**

(73) Assignee: **The Goodyear Tire & Rubber Company, Akron, OH (US)**

(**) Term: **15 Years**

(21) Appl. No.: **29/610,541**

(22) Filed: **Jul. 13, 2017**

(51) **LOC (11) Cl.** **12-15**

(52) **U.S. Cl.**
USPC **D12/600; D12/587**

(58) **Field of Classification Search**
USPC D12/586, 587, 588, 589, 590, 591, 600, D12/601, 900
CPC B60C 11/032; B60C 11/0388
See application file for complete search history.

(56) **References Cited**

U.S. PATENT DOCUMENTS

D283,315 S	4/1986	Candiliotis	D12/147
D320,966 S	10/1991	Miller et al.	D12/147
D325,014 S	3/1992	Galante et al.	D12/147
D326,075 S	5/1992	Covert et al.	D12/147

D335,269 S	*	5/1993	Adam	D12/587
D350,102 S		8/1994	Evraert et al.	D12/147
D365,060 S	*	12/1995	McKisson	D12/590
D445,380 S	*	7/2001	Fantanzo	D12/586
D475,009 S		5/2003	Ochi	D12/600
D504,657 S		5/2005	Allen et al.	D12/579
D516,012 S		2/2006	Miller et al.	D12/579
D516,013 S		2/2006	Miller et al.	D12/579

(Continued)

Primary Examiner — Robert M. Spear

(74) *Attorney, Agent, or Firm* — Robert N. Lipsik

(57) **CLAIM**

The ornamental design for a tire, as shown and described.

DESCRIPTION

FIG. 1 is a perspective view of a tire showing our new design, it being understood that the pattern repeats uniformly throughout the circumference of the tread;

FIG. 2 is a front elevational view thereof;

FIG. 3 is a right side elevational view thereof; the left side elevational view being identical thereto;

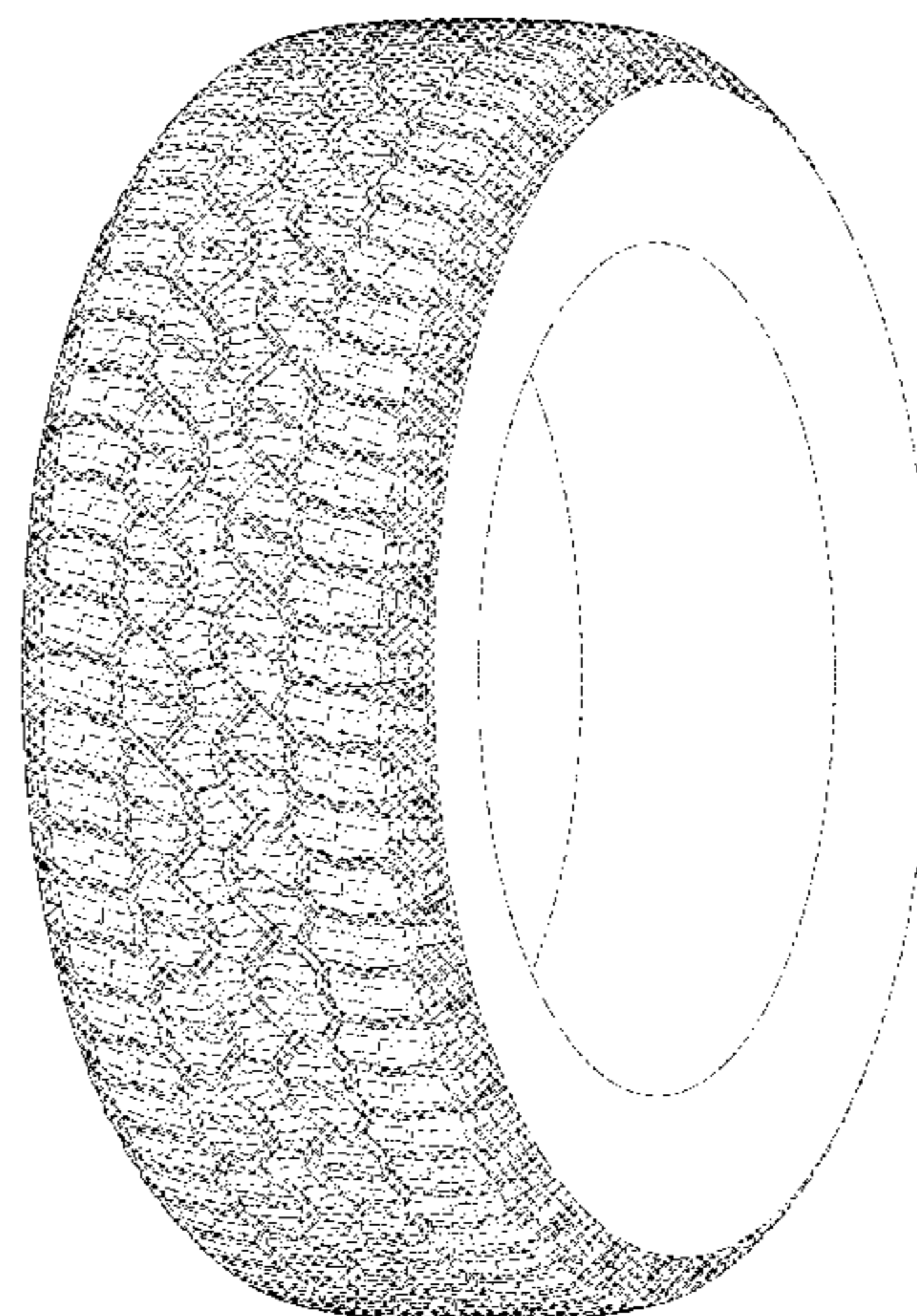
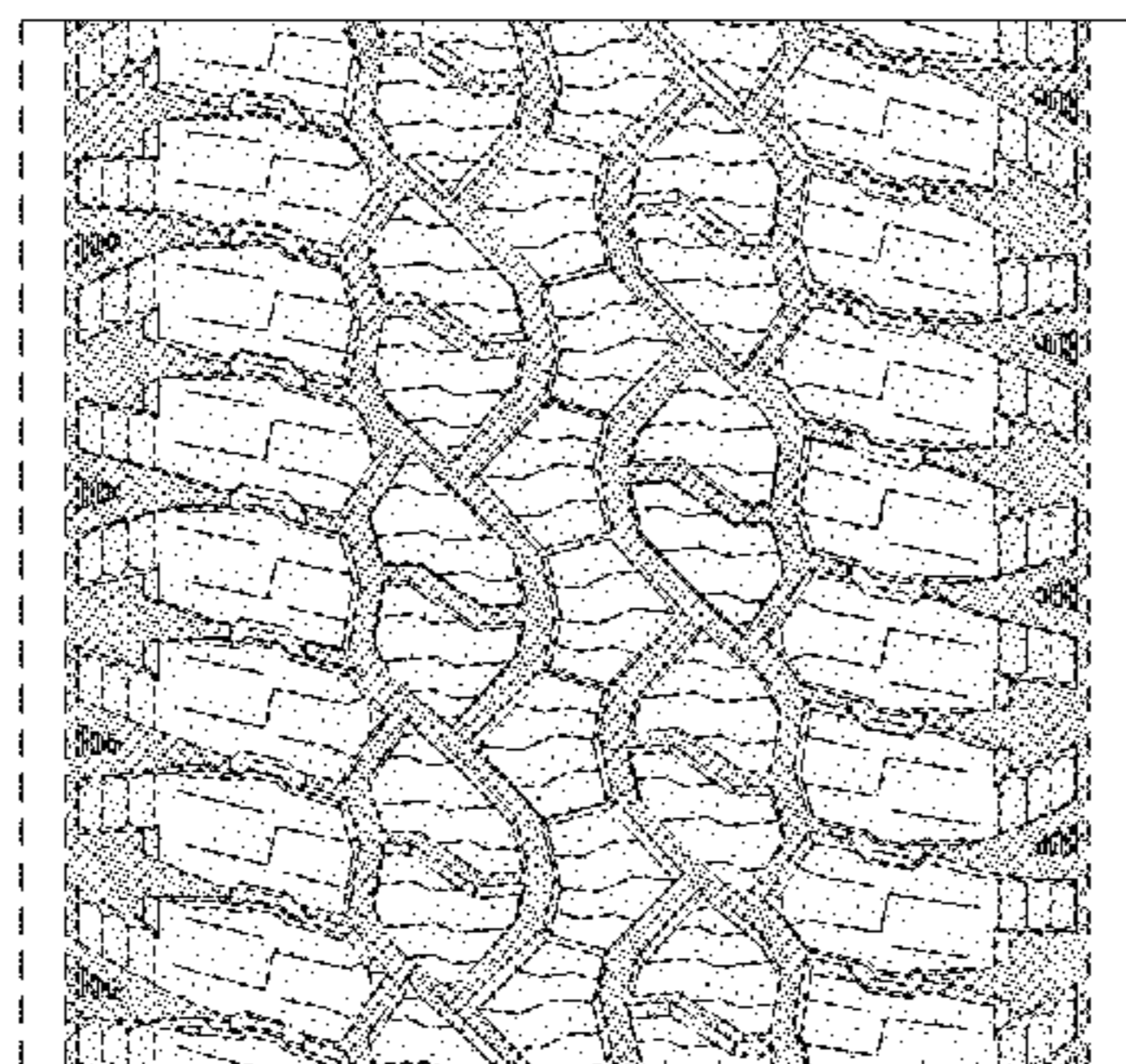
FIG. 4 is an enlarged fragmentary front elevational view thereof;

FIG. 5 is a perspective view of a second embodiment of a tire showing our new design, it being understood that the interior of the tire forms no part of the claim, that the pattern repeats uniformly throughout the circumference of the tread and that the opposite side view is identical thereto; and,

FIG. 6 is a front elevational view of a second embodiment, it being understood that an enlarged fragmentary view thereof would be substantially identical to that shown in FIG. 4, with the exception of the inclusion of the sidewall in the claim.

In the drawings, the broken lines immediately adjacent to the outer edges of the tire shoulder represent boundaries of the claim, and the broken lines depict environmental subject matter only and form no part of the claimed design.

1 Claim, 6 Drawing Sheets



(56)

References Cited

U.S. PATENT DOCUMENTS

D516,999 S	3/2006	Miller et al.	D12/579	D656,086 S	3/2012	Herbeuval et al.	D12/579
D517,000 S	3/2006	Allen et al.	D12/579	D667,367 S *	9/2012	Bonko	D12/600
D517,980 S	3/2006	Umstot et al.	D12/600	D667,368 S	9/2012	Bonko et al.	D12/600
D520,939 S	5/2006	Allen et al.	D12/600	D682,190 S	5/2013	Uphouse et al.	D12/600
D528,068 S	9/2006	Umstot et al.	D12/601	D713,328 S	9/2014	Umstot et al.	D12/579
D530,267 S	10/2006	Umstot et al.	D12/600	D713,329 S	9/2014	Dixon et al.	D12/579
D549,155 S	8/2007	Umstot et al.	D12/512	D728,457 S	5/2015	Reim et al.	D12/580
D549,156 S	8/2007	Umstot et al.	D12/512	D729,150 S	5/2015	Jacobs et al.	D12/579
D549,161 S	8/2007	Morrison et al.	D12/579	D729,155 S	5/2015	Jacobs et al.	D12/600
D558,664 S	1/2008	Herbeuval et al.	D12/579	D730,272 S	5/2015	Fleckner	D12/600
D563,862 S	3/2008	Morrison et al.	D12/579	D732,467 S	6/2015	Schimmoeller et al.	D12/600
D568,233 S	5/2008	Dixon et al.	D12/512	D734,710 S	7/2015	Jacobs	D12/580
D578,957 S	10/2008	Bonko et al.	D12/579	D736,694 S	8/2015	Jacobs	D12/594
D594,815 S	6/2009	Reim et al.	D12/579	D748,044 S	1/2016	Schuessler	D12/580
D614,119 S *	4/2010	Umstot	D12/587	D748,569 S	2/2016	Sueyoshi	D12/579
D628,958 S	12/2010	Fleckner	D12/600	D763,781 S	8/2016	Ashton et al.	D12/579
D629,351 S	12/2010	Jacobs	D12/600	D763,782 S	8/2016	Dixon et al.	D12/579
D643,804 S	8/2011	Dixon et al.	D12/594	D770,372 S	11/2016	Umstot	D12/604
				D776,046 S	1/2017	Dixon	D12/605
				D821,966 S *	7/2018	Ninomiya	D12/600

* cited by examiner

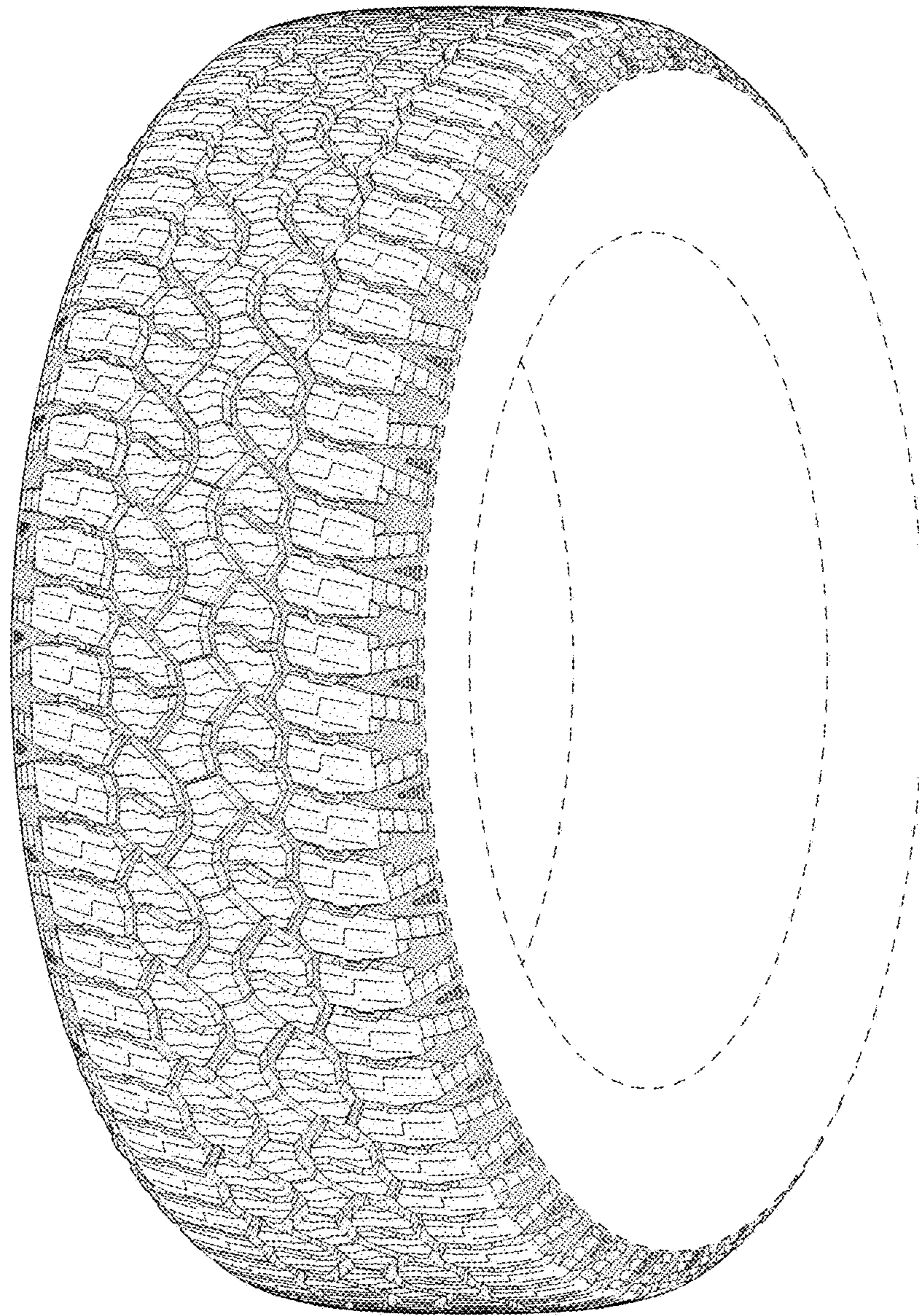


FIG - 1

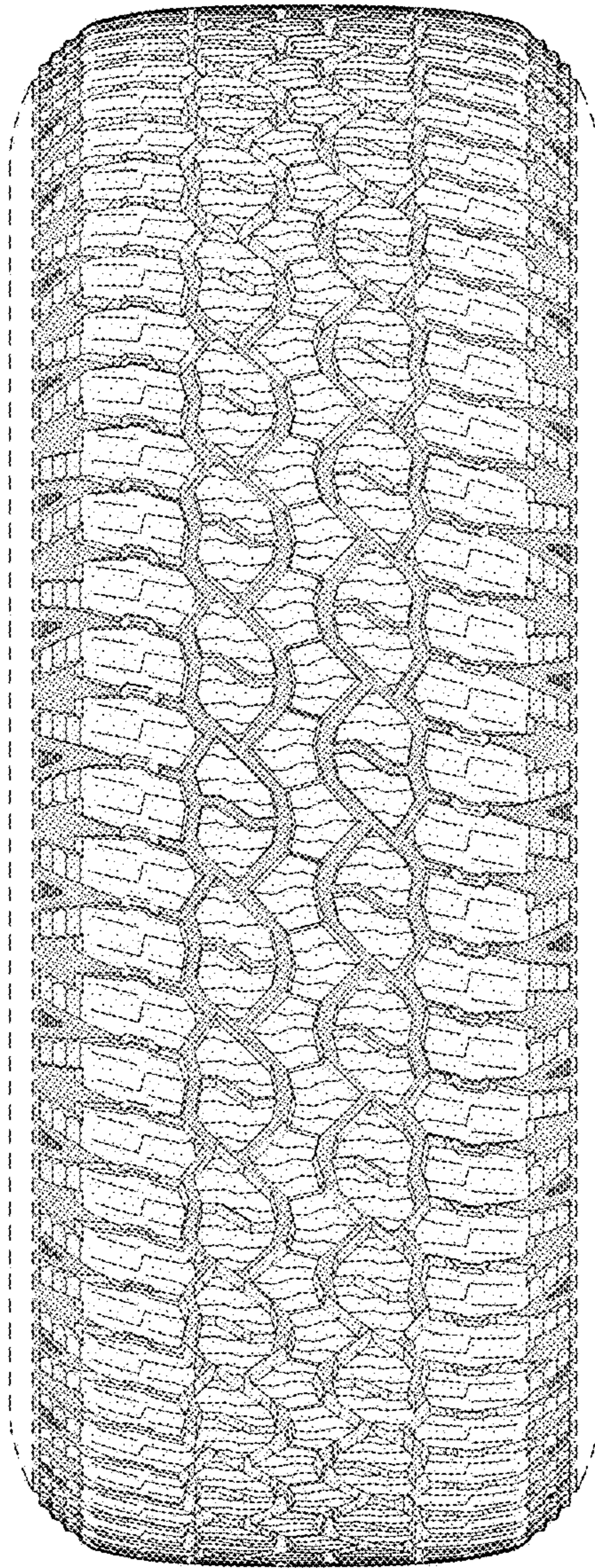


FIG - 2

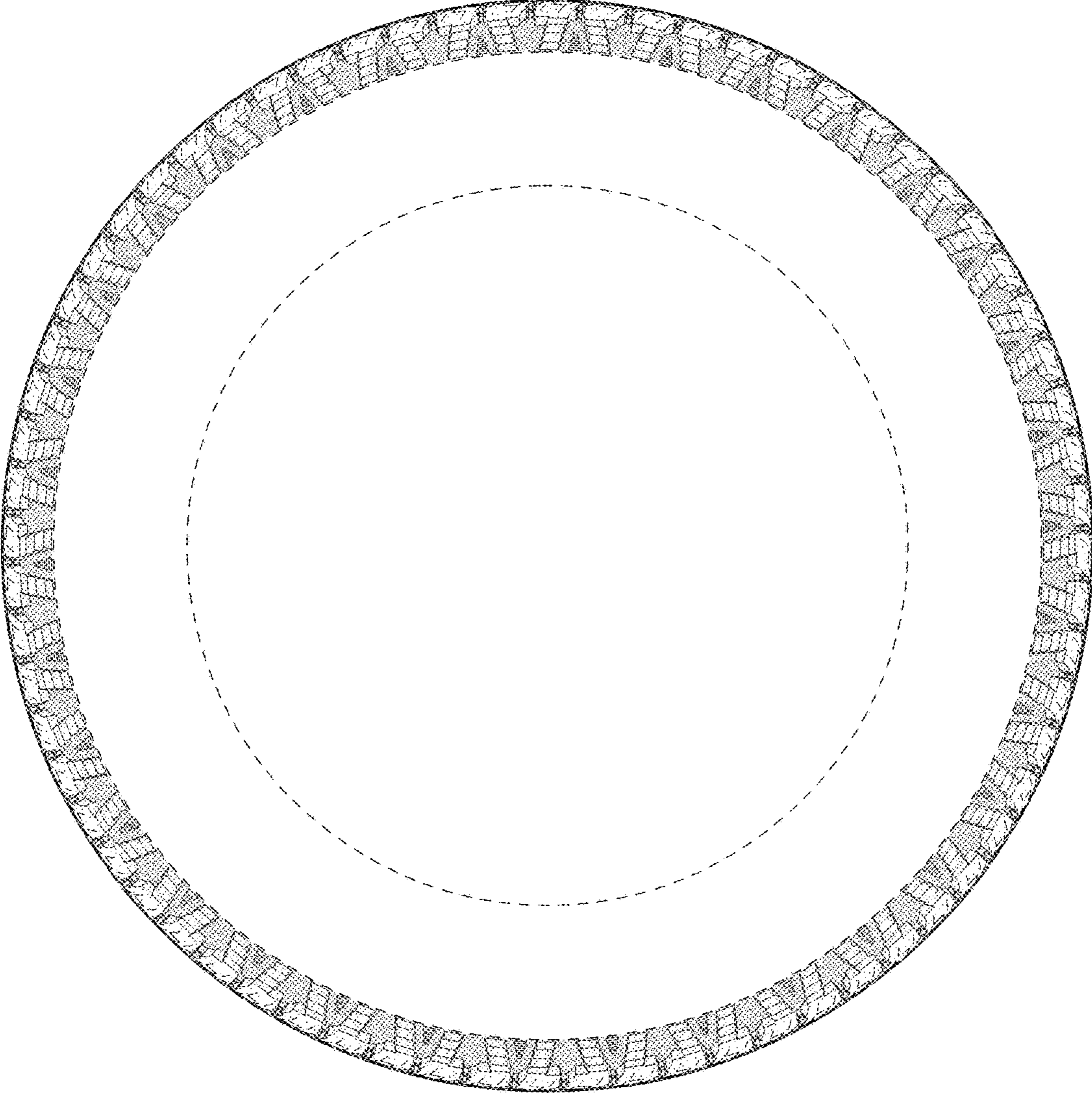


FIG - 3

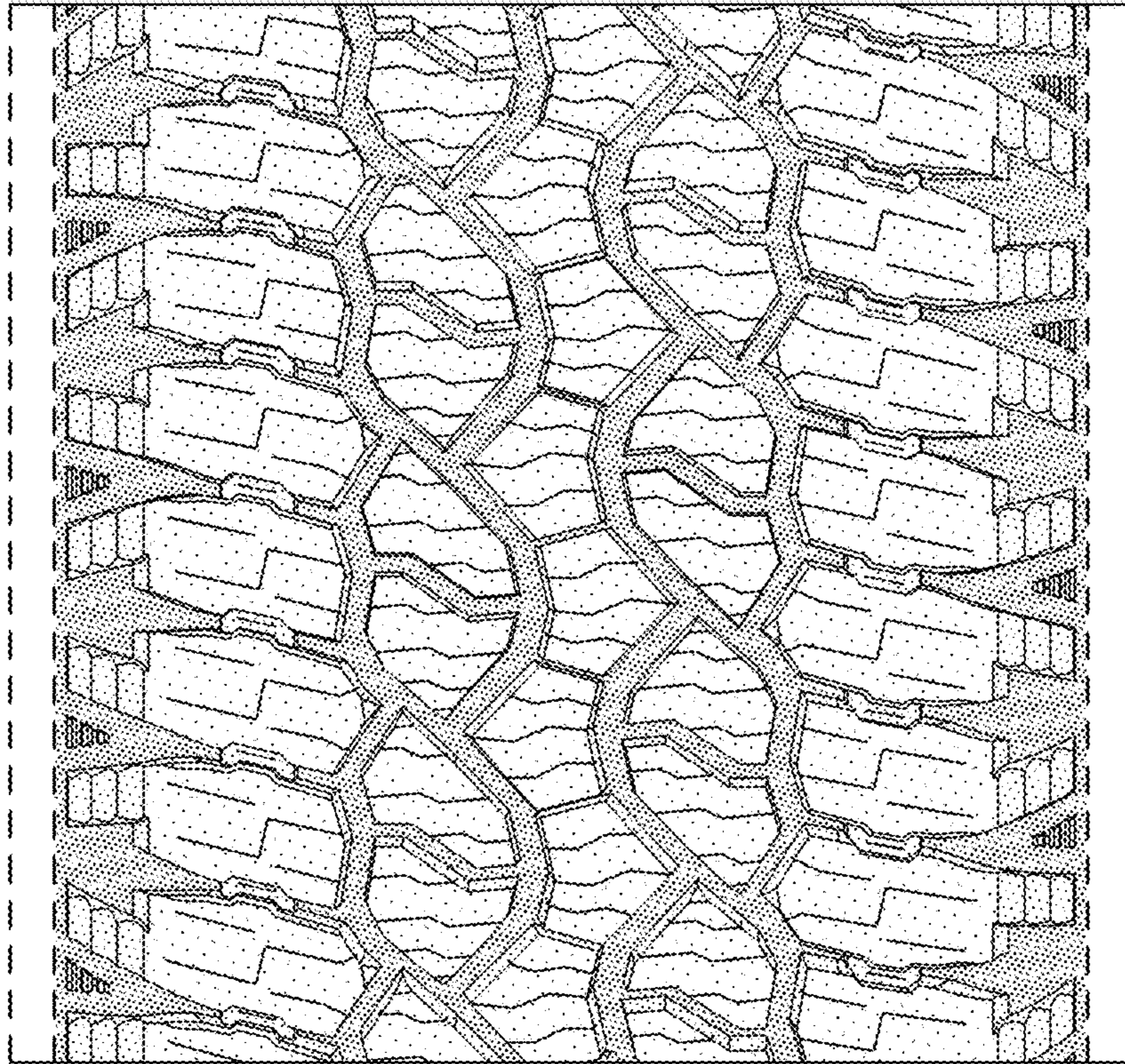


FIG - 4

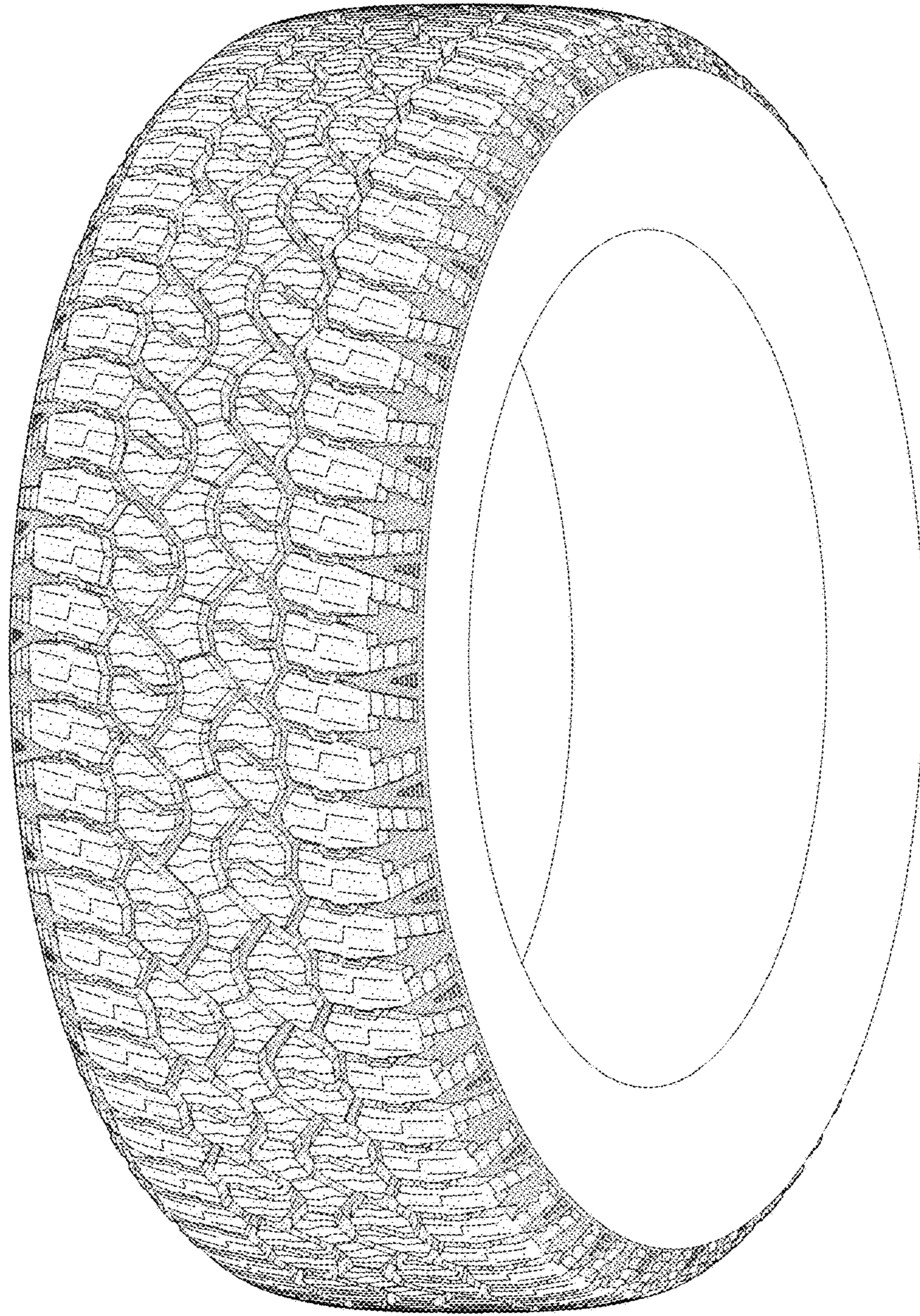


FIG - 5

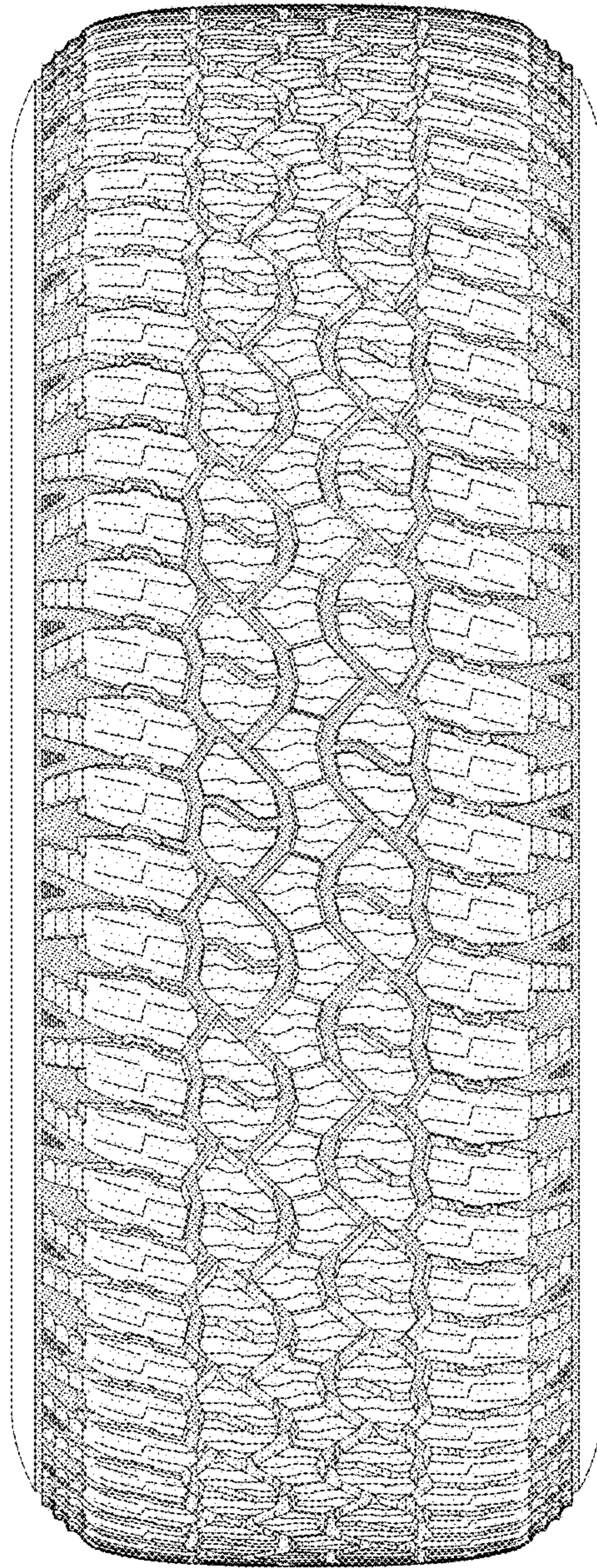


FIG - 6