



US00D844546S

(12) **United States Design Patent**
Sakamoto et al.

(10) **Patent No.:** **US D844,546 S**

(45) **Date of Patent:** **** Apr. 2, 2019**

(54) **AUTOMOBILE TIRE**

(71) Applicant: **The Yokohama Rubber Co., Ltd.**,
Tokyo (JP)

(72) Inventors: **Yosuke Sakamoto**, Hiratsuka (JP);
Noboru Kuwahara, Tokyo (JP)

(73) Assignee: **The Yokohama Rubber Co., Ltd.** (JP)

(**) Term: **15 Years**

(21) Appl. No.: **29/611,177**

(22) Filed: **Jul. 19, 2017**

(30) **Foreign Application Priority Data**

Jan. 20, 2017 (JP) 2017-000900

(51) **LOC (11) Cl.** **12-15**

(52) **U.S. Cl.**
USPC **D12/579**; D12/900

(58) **Field of Classification Search**
USPC D12/544, 545, 579, 580, 600, 604, 900
CPC B60C 11/11
See application file for complete search history.

(56) **References Cited**

U.S. PATENT DOCUMENTS

| | | | | |
|--------------|---------|----------|-------|---------|
| D580,347 S * | 11/2008 | Lo | | D12/579 |
| D606,487 S * | 12/2009 | Lo | | D12/600 |
| D641,689 S * | 7/2011 | Lamb | | D12/600 |
| D642,512 S * | 8/2011 | Jacobs | | D12/600 |
| D669,425 S * | 10/2012 | Riswanda | | D12/600 |
| D730,272 S * | 5/2015 | Fleckner | | D12/580 |
| D731,404 S * | 6/2015 | Jacobs | | D12/580 |

| | | | | |
|--------------|---------|--------|-------|---------|
| D761,721 S * | 7/2016 | Kuwano | | D12/579 |
| D780,106 S * | 2/2017 | Zhao | | D12/600 |
| D799,410 S * | 10/2017 | Sato | | D12/600 |

OTHER PUBLICATIONS

Design U.S. Appl. No. 29/611,190, by Sakamoto et al., filed Jul. 17, 2017.

Design U.S. Appl. No. 29/611,179, by Sakamoto et al., filed Jul. 17, 2017.

* cited by examiner

Primary Examiner — Robert M. Spear

(74) *Attorney, Agent, or Firm* — RatnerPrestia

(57) **CLAIM**

The ornamental design for an automobile tire, as shown and described.

DESCRIPTION

FIG. 1 is a perspective view of an automobile tire showing our new design;

FIG. 2 is a front view thereof; top plan and bottom plan views are the same as the front view.

FIG. 3 is a rear view thereof;

FIG. 4 is a left side view thereof;

FIG. 5 is a right side view thereof; and,

FIG. 6 is an enlarged fragmental perspective view taken along lines 6-6 in FIG. 1.

The broken lines in the drawings are for the purpose of illustrating unclaimed portions of the tire and form no part of the claimed design.

The dash/dot/dash lines represent claim boundaries and form no part thereof.

1 Claim, 5 Drawing Sheets


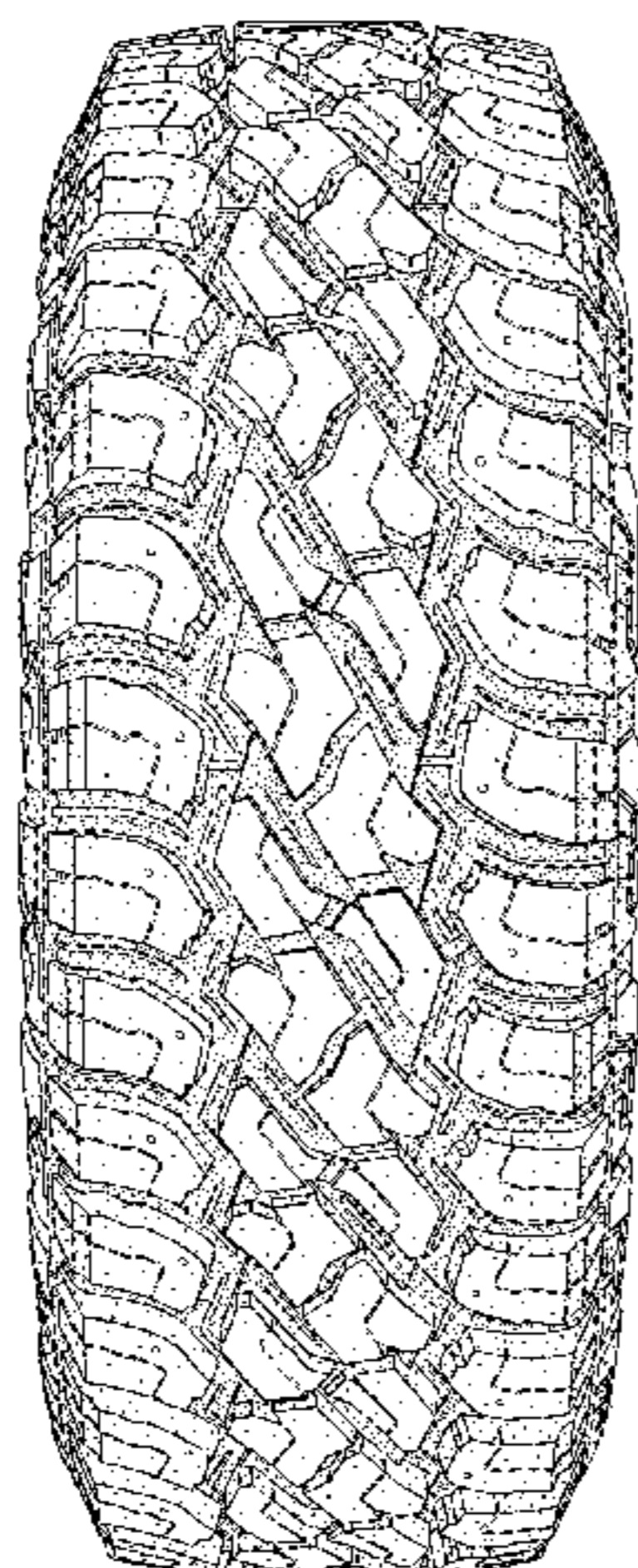


FIG. 1

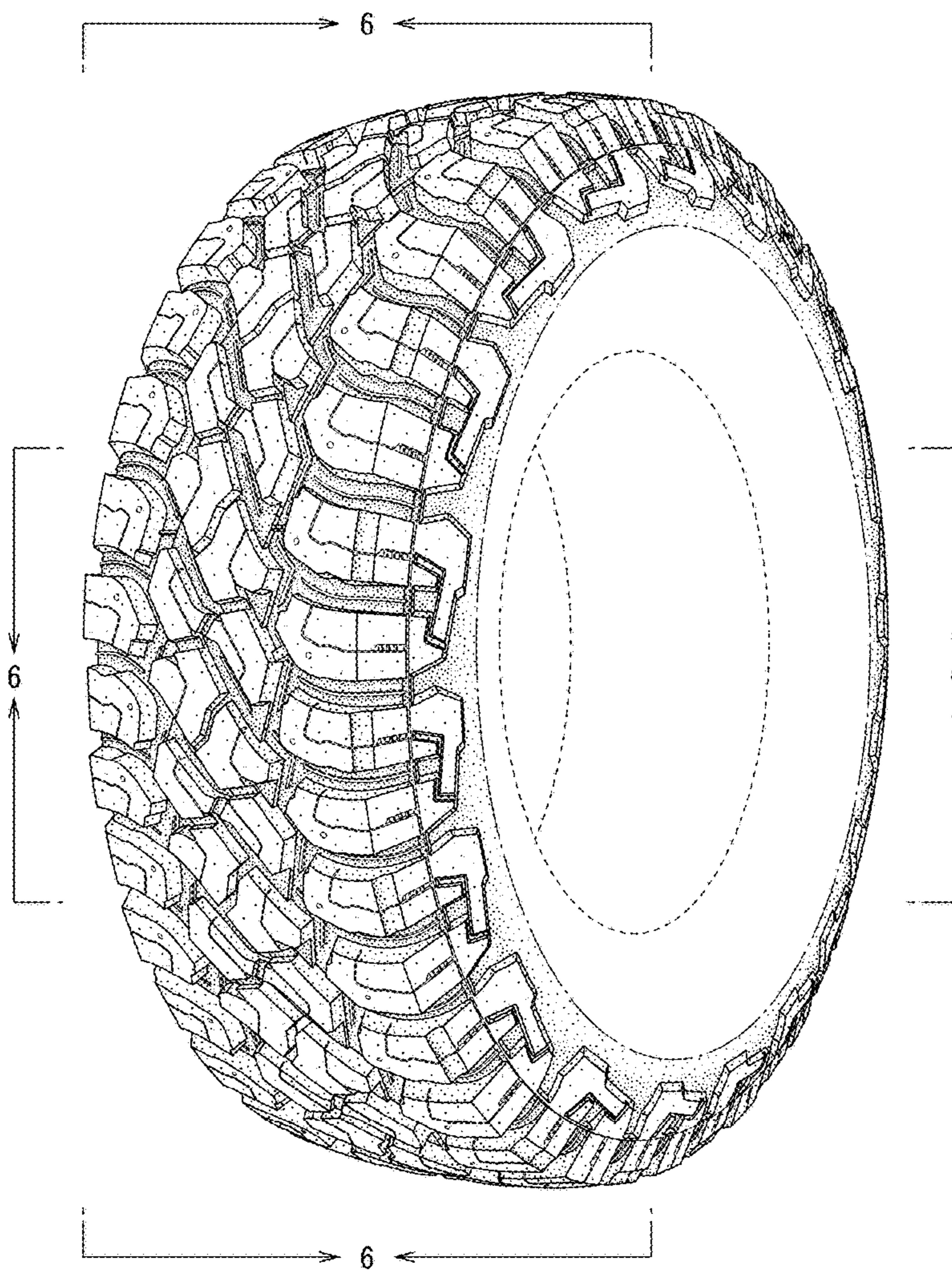


FIG. 2

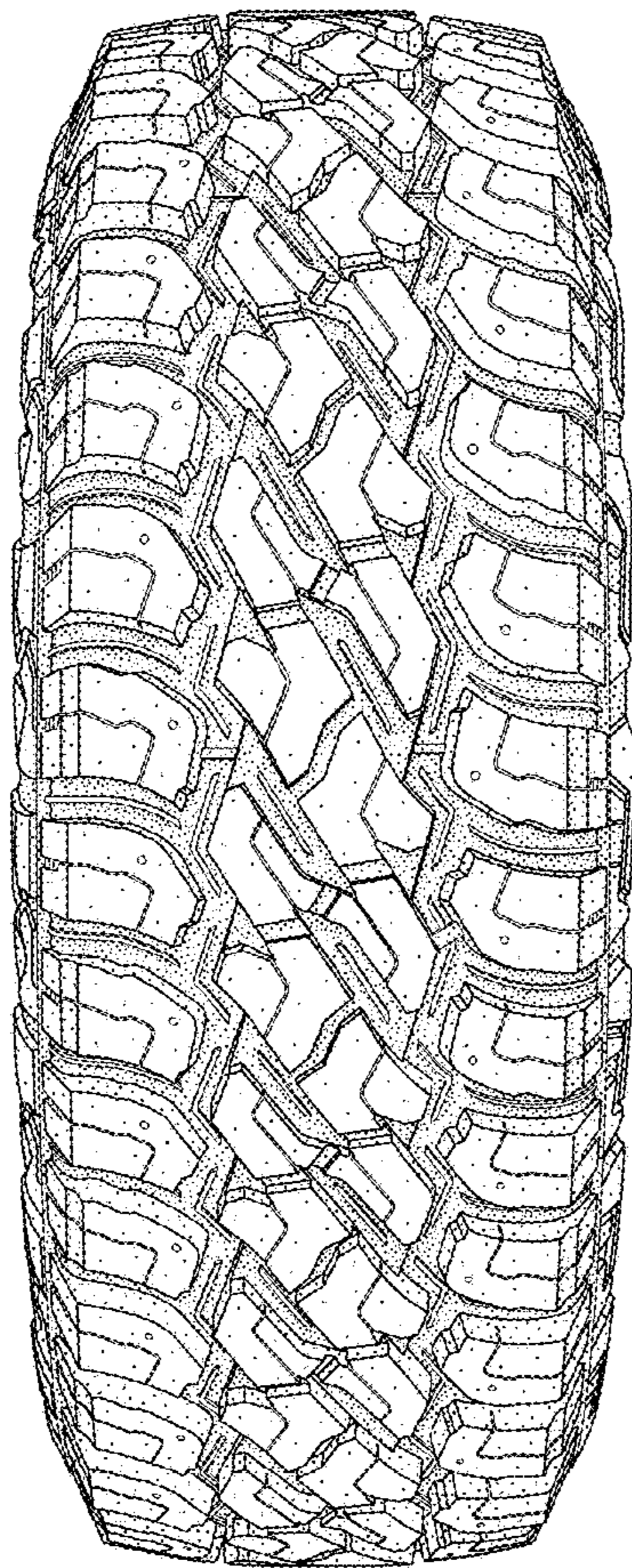


FIG. 3

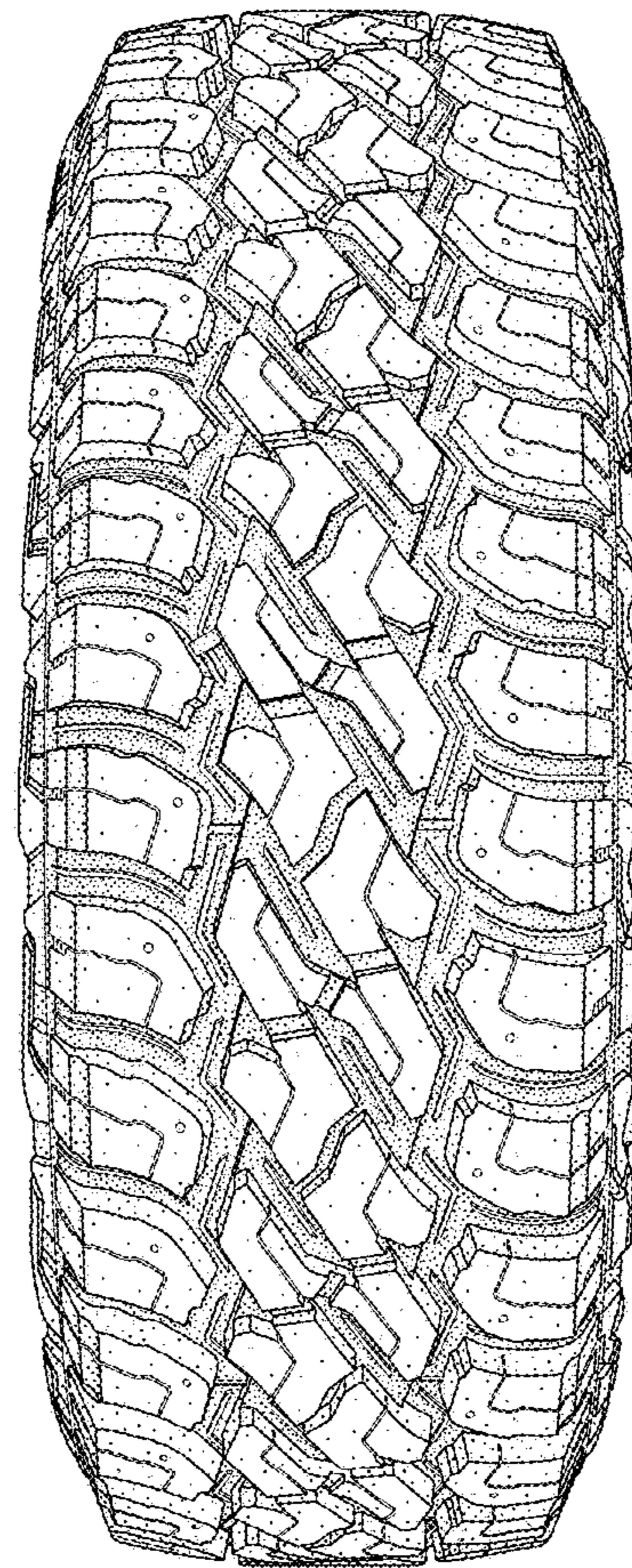


FIG. 4




FIG. 5

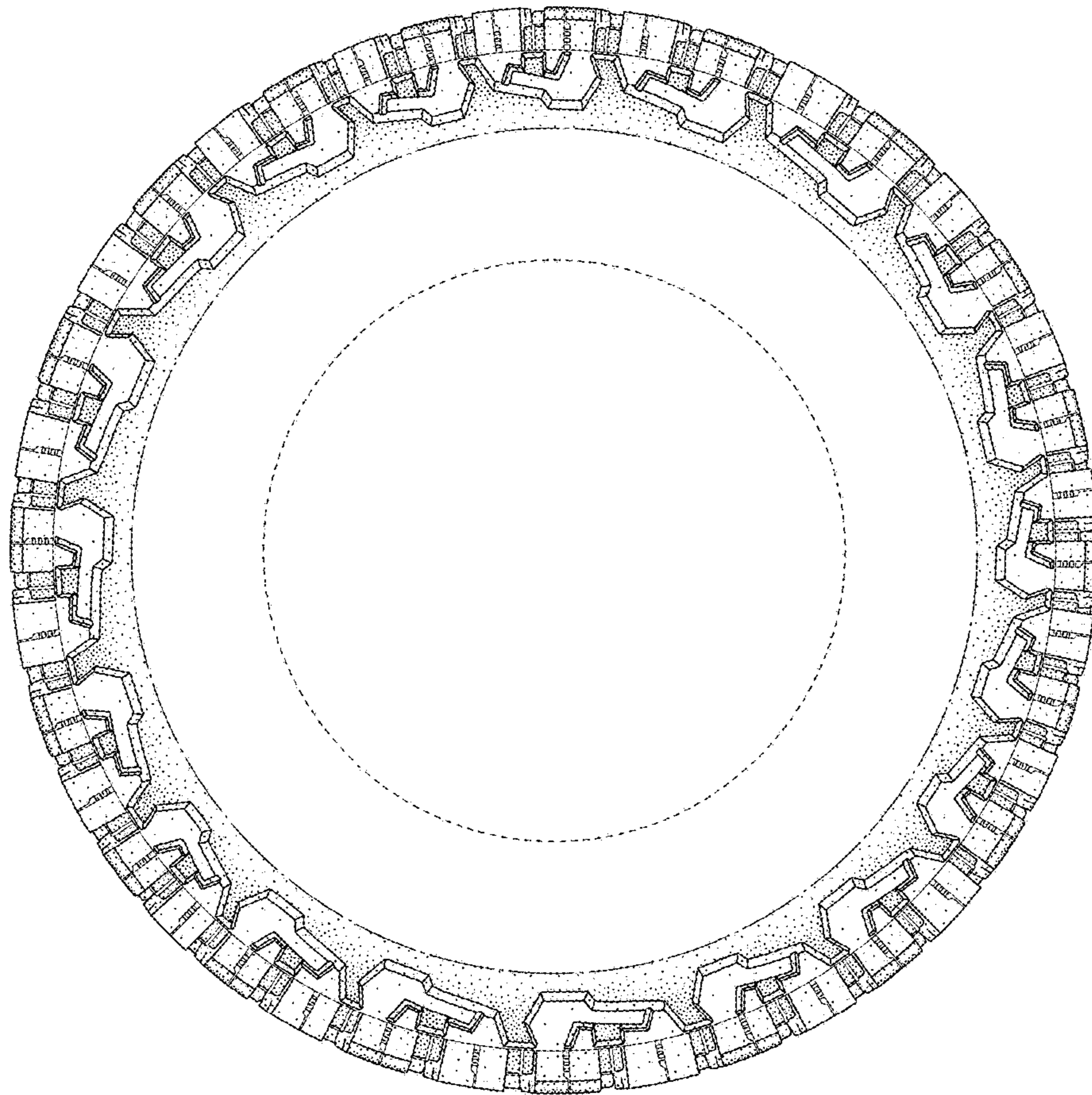


FIG. 6

