

US00D844533S

(12) **United States Design Patent** (10) **Patent No.:** **US D844,533 S**
Moon et al. (45) **Date of Patent:** **** Apr. 2, 2019**

(54) **AUTOMOBILE FENDER FLAG**
(71) Applicant: **Team ProMark**, Longmont, CO (US)
(72) Inventors: **Brian Moon**, Longmont, CO (US);
William Skinner, Longmont, CO (US);
Darin Telfer, Longmont, CO (US)
(73) Assignee: **Team ProMark**, Longmont, CO (US)
(**) Term: **15 Years**
(21) Appl. No.: **29/623,908**

D411,484 S 6/1999 Hill
D421,238 S * 2/2000 Dinsky D11/181
D424,961 S 5/2000 Dolfin
D427,108 S 6/2000 Fisher et al.
6,085,687 A * 7/2000 Chester G09F 17/00
116/173
D438,820 S 3/2001 Goulding
D464,912 S * 10/2002 Powell D11/166
D475,677 S 6/2003 Zucker
D476,915 S 7/2003 Blalock
6,874,167 B1 * 4/2005 Leszczynski A42B 1/24
2/209.13
D564,595 S 3/2008 Barrett
D584,363 S 1/2009 Gordon

(Continued)

(22) Filed: **Oct. 27, 2017**
(51) **LOC (11) Cl.** **12-06**
(52) **U.S. Cl.**
USPC **D12/223**
(58) **Field of Classification Search**
USPC D12/223, 114, 604, 221, 415; D6/518,
D6/521
CPC G09F 17/00; G09F 2017/0066; G09F
2017/0075; G09F 21/00; G09F 21/04;
G09F 2007/1865; B60R 13/04
See application file for complete search history.

Primary Examiner — Sandra S Snapp
Assistant Examiner — Ieisha N Price
(74) *Attorney, Agent, or Firm* — Martensen IP

(57) **CLAIM**

The ornamental design for the automobile fender flag, as shown and described.

DESCRIPTION

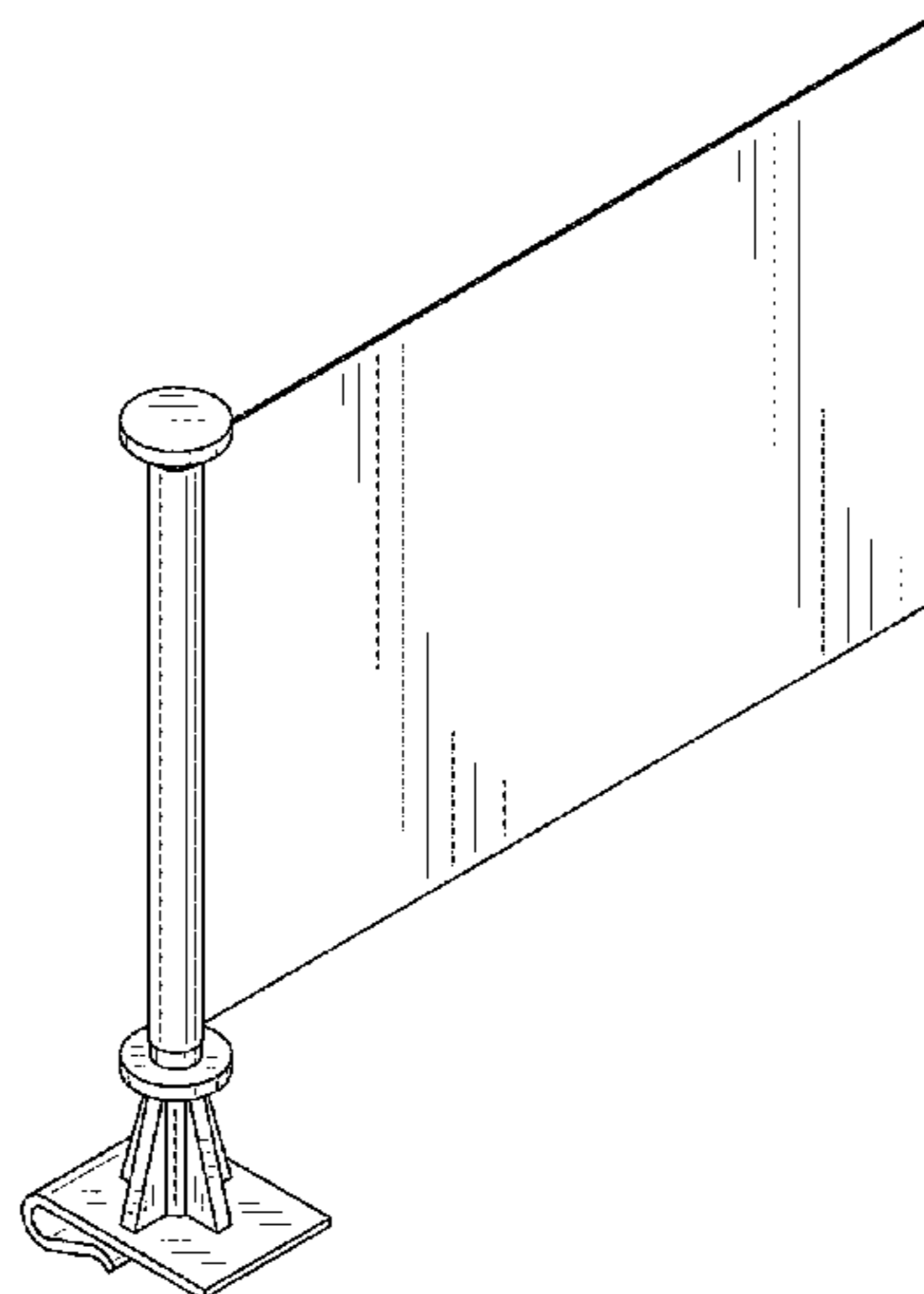
FIG. 1 is a front left perspective view of the automobile fender flag with the flag in a first orientation.
FIG. 2 is a front view of the automobile fender flag.
FIG. 3 is a back view of the automobile fender flag.
FIG. 4 is a view of one side of the automobile fender flag.
FIG. 5 is a view of the opposite side of the automobile fender flag.
FIG. 6 is a top view of the automobile fender flag.
FIG. 7 is a bottom view of the automobile fender flag.
FIG. 8 is a front left perspective view of the automobile fender flag with the flag in a second orientation.
FIG. 9 is a front left perspective view of the automobile fender flag with the flag in a third orientation; and,
FIG. 10 is an exploded side view of the automobile fender flag showing a removable component.

(56) **References Cited**

U.S. PATENT DOCUMENTS

3,477,161 A * 11/1969 Drexler G09F 17/00
116/173
4,590,883 A * 5/1986 Steed B60R 13/005
116/173
D293,659 S * 1/1988 Griffin D11/181
D296,542 S 7/1988 Binford
D313,214 S 12/1990 Phillips et al.
D335,254 S 5/1993 Carter
5,233,938 A * 8/1993 Lalo B60R 13/005
116/173
D360,229 S * 7/1995 Caulk D20/41
5,463,974 A * 11/1995 Seeder G09F 7/18
116/173

1 Claim, 8 Drawing Sheets



(56)

References Cited

U.S. PATENT DOCUMENTS

| | | | | |
|--------------|------|---------|---------------|--------------------------------|
| D612,774 | S | 3/2010 | Gordon | |
| D624,486 | S | 9/2010 | Shipp, Jr. | |
| 8,613,258 | B1 * | 12/2013 | Barry, IV | B60R 13/00 116/28 R |
| D710,246 | S | 8/2014 | Bailey | |
| 9,010,000 | B1 * | 4/2015 | Rodriguez | G09F 21/048 40/592 |
| D744,594 | S | 12/2015 | Bigham et al. | |
| D754,016 | S | 4/2016 | Bejarano | |
| D754,251 | S | 4/2016 | Bigham et al. | |
| D754,255 | S | 4/2016 | Bigham et al. | |
| D758,919 | S | 6/2016 | Papp | |
| D793,889 | S | 8/2017 | Dalley | |
| D801,908 | S * | 11/2017 | De Los Santos | D12/223 |
| 2004/0134410 | A1 * | 7/2004 | Tal | B60Q 1/50 116/28 R |
| 2005/0028722 | A1 * | 2/2005 | Arntz | G09F 17/00 116/173 |
| 2005/0263060 | A1 * | 12/2005 | Armstrong | B60R 13/00 116/28 R |
| 2011/0290171 | A1 * | 12/2011 | Brick | E04H 12/2238 116/173 |
| 2014/0340234 | A1 * | 11/2014 | Wojnarski | G09F 17/00 340/815.46 |

* cited by examiner

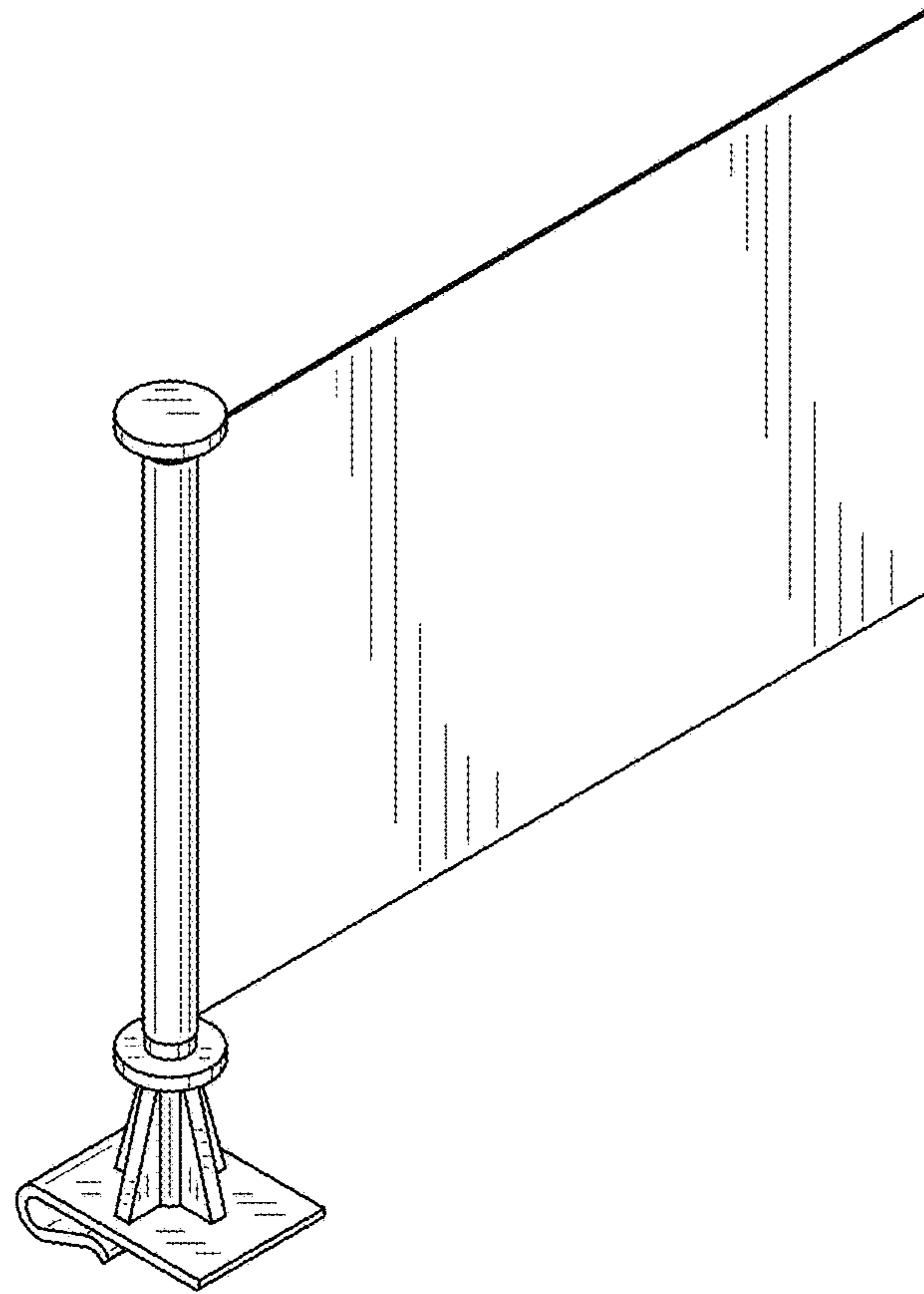


FIG.1

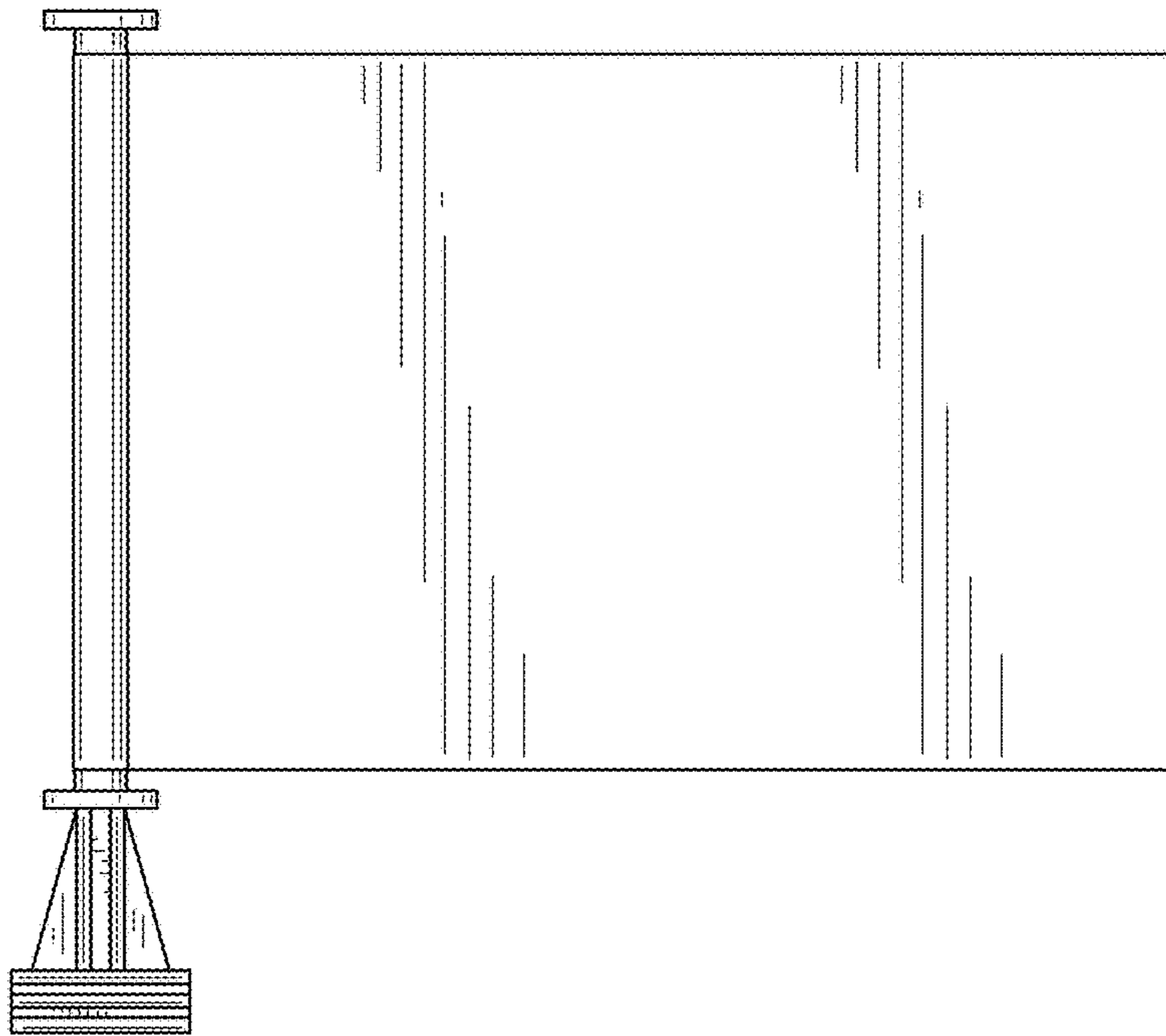


FIG.2

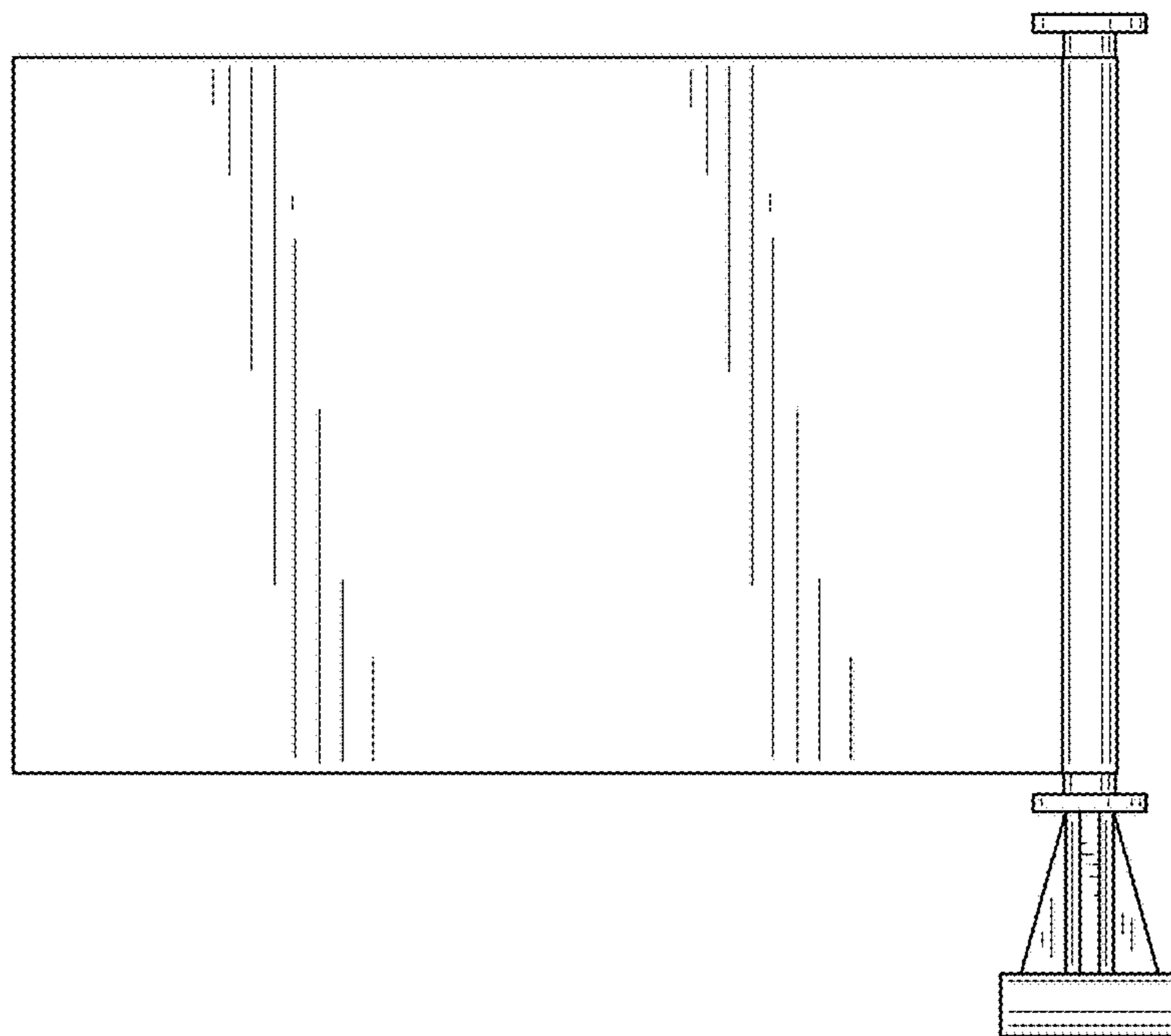


FIG.3

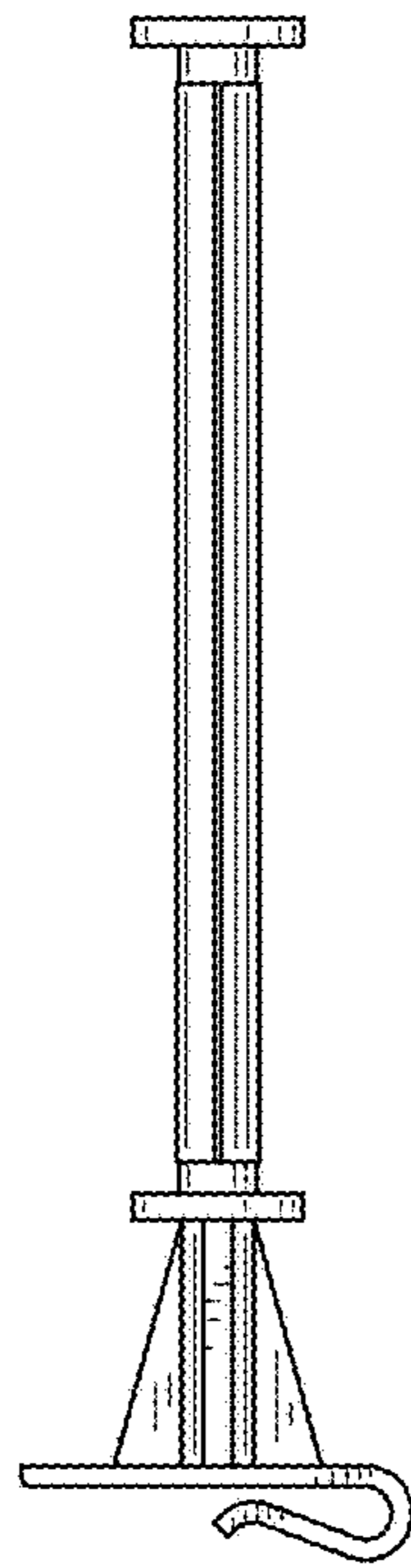


FIG.4

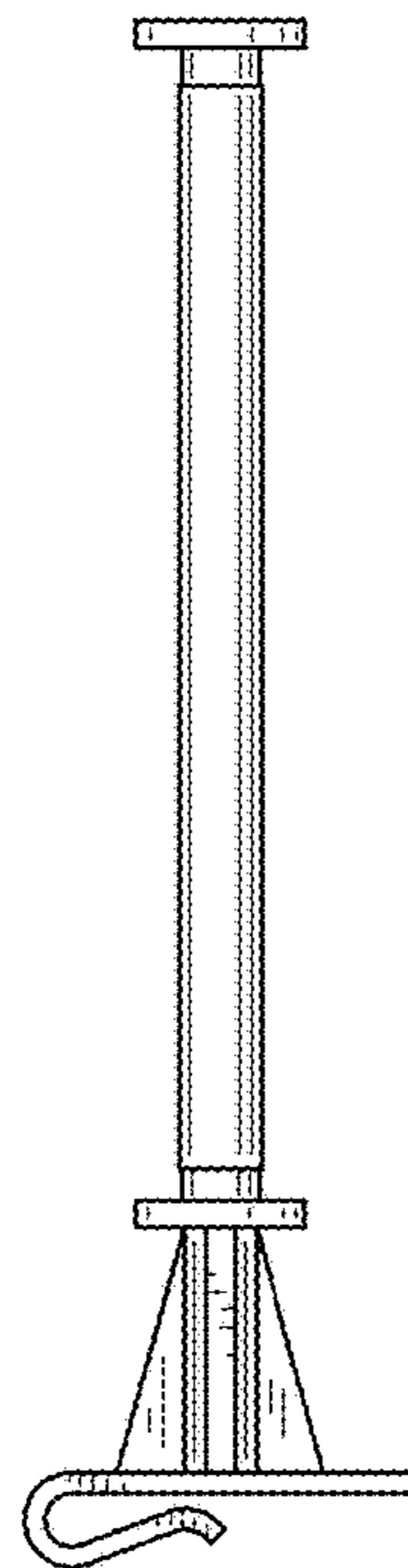


FIG.5

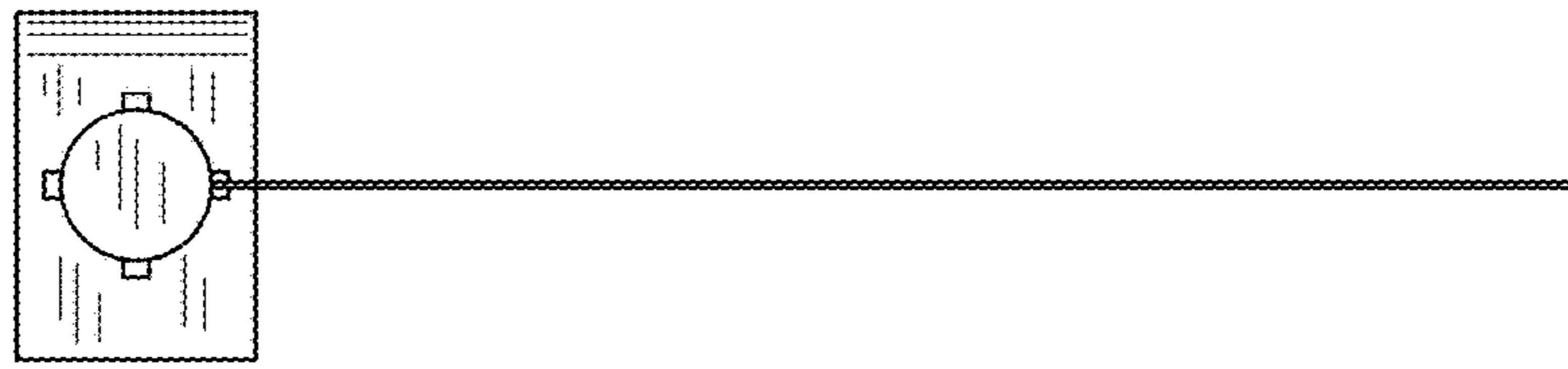


FIG. 6




FIG. 7

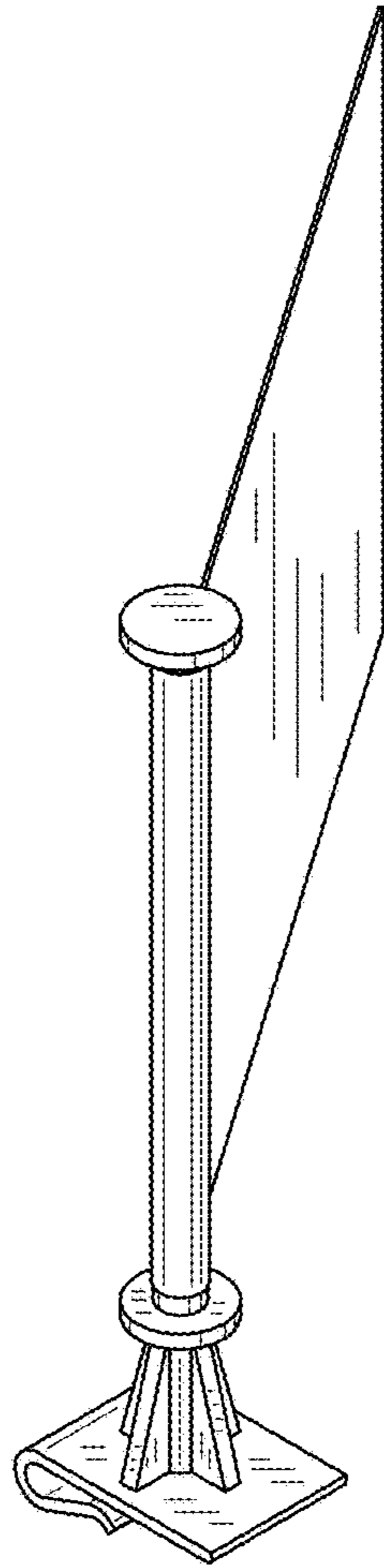


FIG. 8

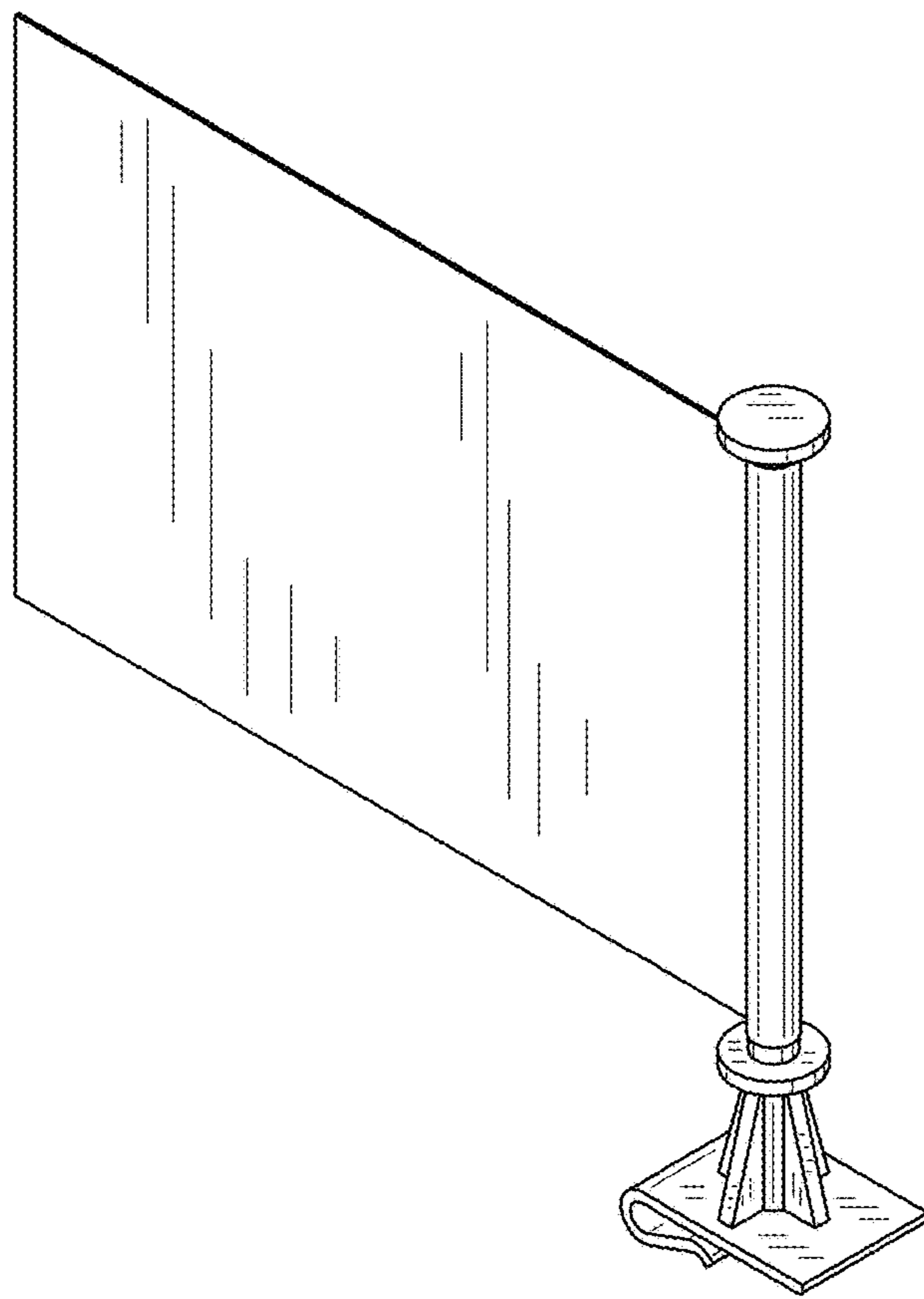


FIG.9

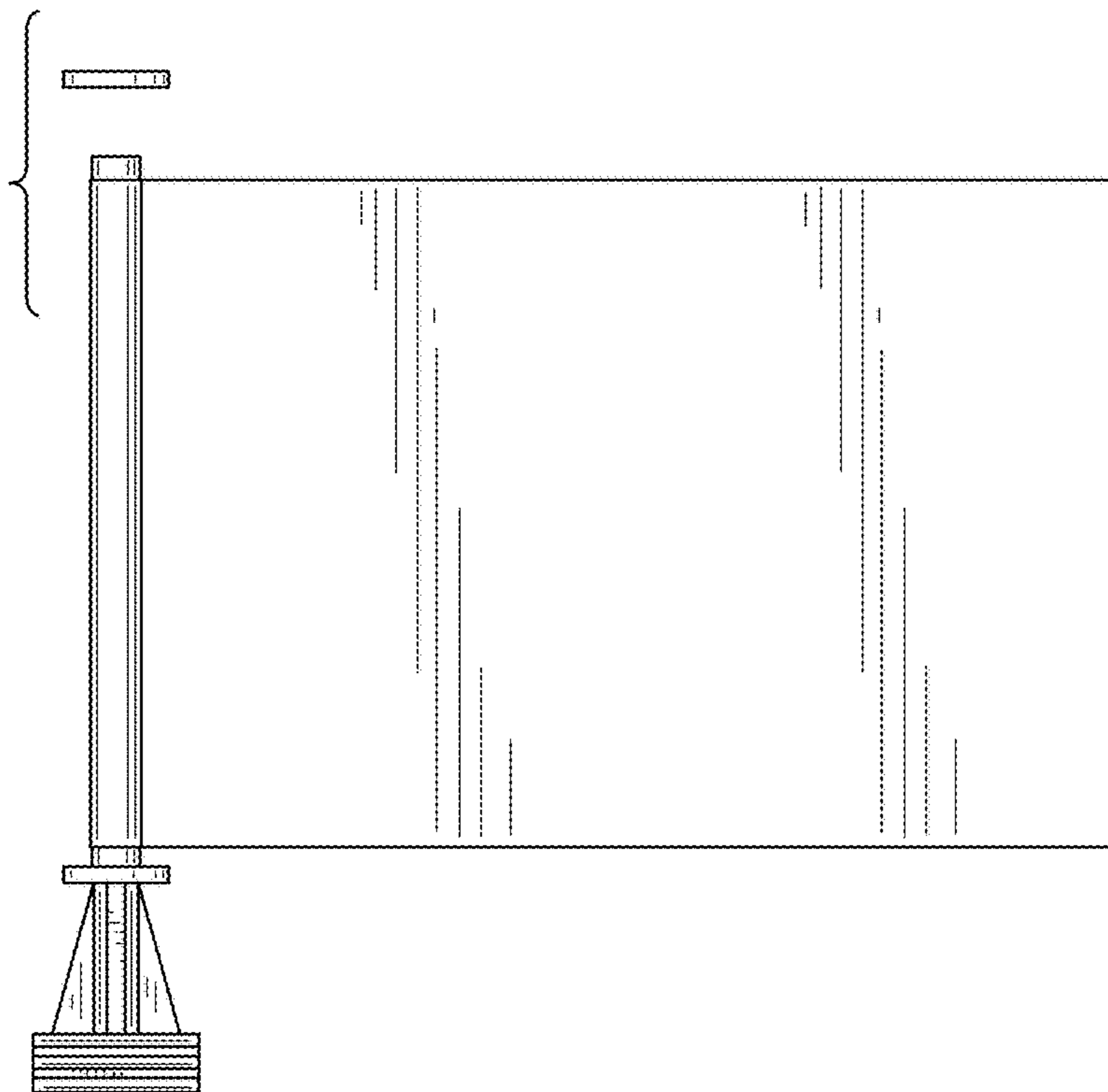


FIG.10