



US00D844506S

(12) **United States Design Patent**
Morikawa et al.

(10) **Patent No.:** **US D844,506 S**

(45) **Date of Patent:** **** Apr. 2, 2019**

(54) **FRONT BUMPER FOR AN AUTOMOBILE**

(71) Applicant: **HONDA MOTOR CO., LTD.**, Tokyo (JP)

(72) Inventors: **Tetsuji Morikawa**, Wako (JP);
Masanori Tokutani, Wako (JP)

(73) Assignee: **HONDA MOTOR CO., LTD.**, Tokyo (JP)

(**) Term: **15 Years**

(21) Appl. No.: **29/598,685**

(22) Filed: **Mar. 28, 2017**

(30) **Foreign Application Priority Data**

Sep. 30, 2016 (JP) 2016-021102

(51) **LOC (11) Cl.** **12-16**

(52) **U.S. Cl.**
USPC **D12/169**

(58) **Field of Classification Search**
USPC D12/86, 90-92, 163, 169, 171, 196, 216;
293/102, 113, 115, 117, 120; 296/180.1,
296/180.2
CPC B60R 19/02; B60R 19/04; B60R 19/18;
B60R 19/24; B60R 19/44; B60R 19/48;
B60R 19/52; B60R 19/56; B60R 19/023;
B60R 2019/527; B60R 2019/1886
See application file for complete search history.

(56) **References Cited**

U.S. PATENT DOCUMENTS

D563,835 S * 3/2008 Dean D12/92
D584,192 S * 1/2009 Hasegawa D12/92
D588,499 S * 3/2009 Pfeiffer D12/92
D611,387 S * 3/2010 Thompson D12/92
D619,502 S * 7/2010 Cha D12/91
D626,456 S * 11/2010 Miyata D12/92

D676,791 S * 2/2013 Lee D12/164
D680,476 S * 4/2013 Sugiura D12/169
D680,477 S * 4/2013 Sugiura D12/169
D684,900 S * 6/2013 Doyle D12/92
D686,536 S * 7/2013 McCabe D12/92
D689,415 S * 9/2013 Frei D12/164

(Continued)

FOREIGN PATENT DOCUMENTS

TR 200900825-0001 * 5/2009

OTHER PUBLICATIONS

<https://automobiles.honda.com/accord-sedan#exterior> Available Nov. 1, 2017 (Year: 2017).*

(Continued)

Primary Examiner — Leanne Was-Englehart

(74) *Attorney, Agent, or Firm* — Westerman, Hattori, Daniels & Adrian, LLP

(57) **CLAIM**

The ornamental design for a front bumper for an automobile, as shown and described herein.

DESCRIPTION

FIG. 1 is a front perspective view of a front bumper for an automobile.

FIG. 2 is a front view of a front bumper for an automobile.

FIG. 3 is a left side view of a front bumper for an automobile.

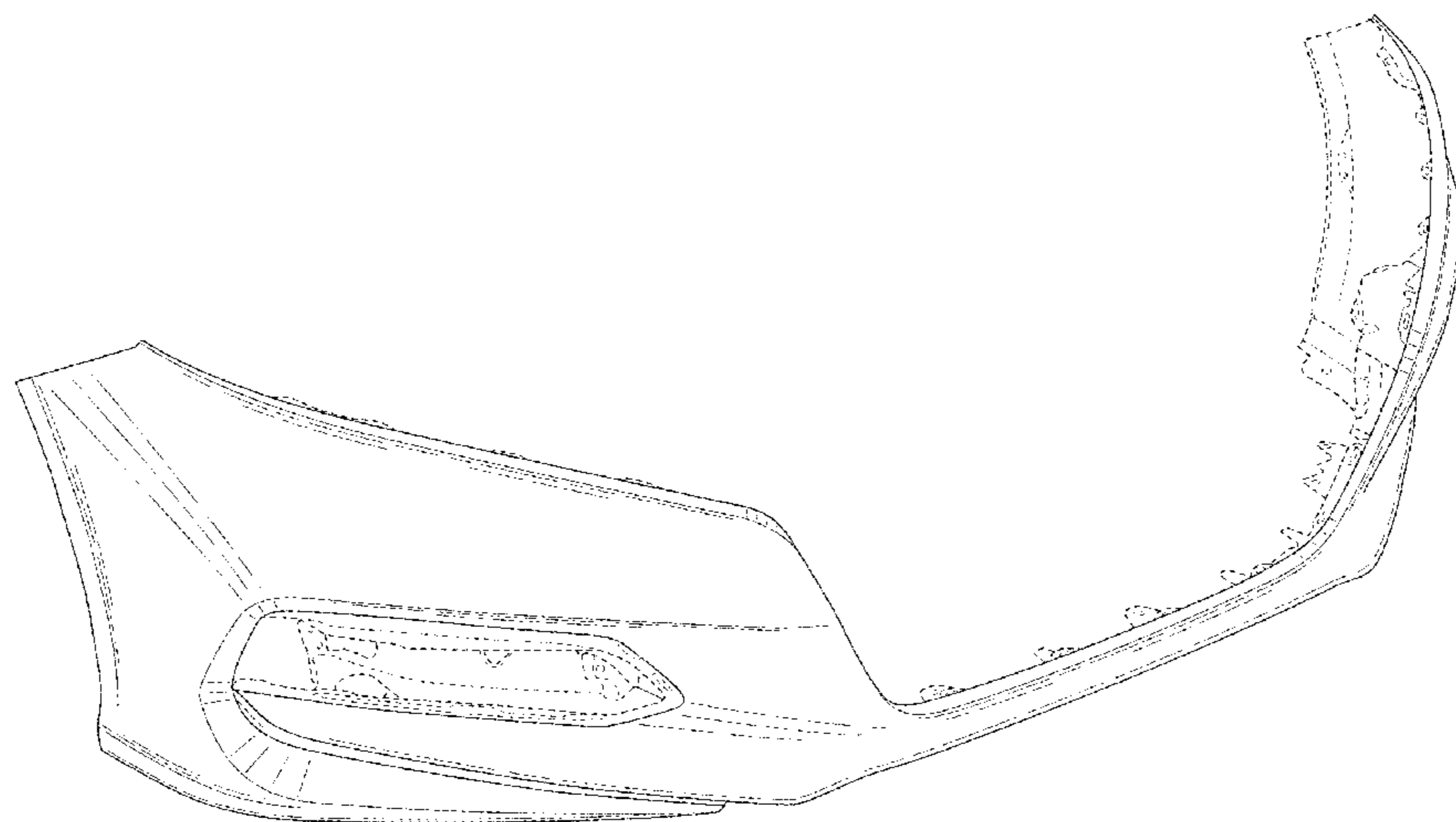
FIG. 4 is a right side view of a front bumper for an automobile.

FIG. 5 is a top plan view of a front bumper for an automobile; and,

FIG. 6 is a bottom view of a front bumper for an automobile.

The broken lines in the drawings illustrate portions of the front bumper for an automobile that form no part of the claimed design.

1 Claim, 6 Drawing Sheets



(56)

References Cited

U.S. PATENT DOCUMENTS

D703,593 S *	4/2014	Gueler	D12/173
D713,764 S *	9/2014	Ferlazzo	D12/92
D721,021 S *	1/2015	Hanaoka	D12/169
D749,022 S *	2/2016	Nakahara	D12/169
D762,532 S *	8/2016	Tsutamori	D12/169
D766,134 S *	9/2016	An	D12/92
D773,965 S *	12/2016	Morikawa	D12/169
D775,010 S *	12/2016	Kim	D12/169
D787,989 S *	5/2017	Kozub	D12/169
D797,618 S *	9/2017	Suzuki	D12/169
D798,204 S *	9/2017	Mainville	D12/169
D803,725 S *	11/2017	Suzuki	D12/91

OTHER PUBLICATIONS

<https://www.kbb.com/car-news/all-the-latest/2018-honda-accord-designers-tell-all-seeing-the-light/2100004454/> Posted Jul. 26, 2017 (Year: 2017).*

* cited by examiner

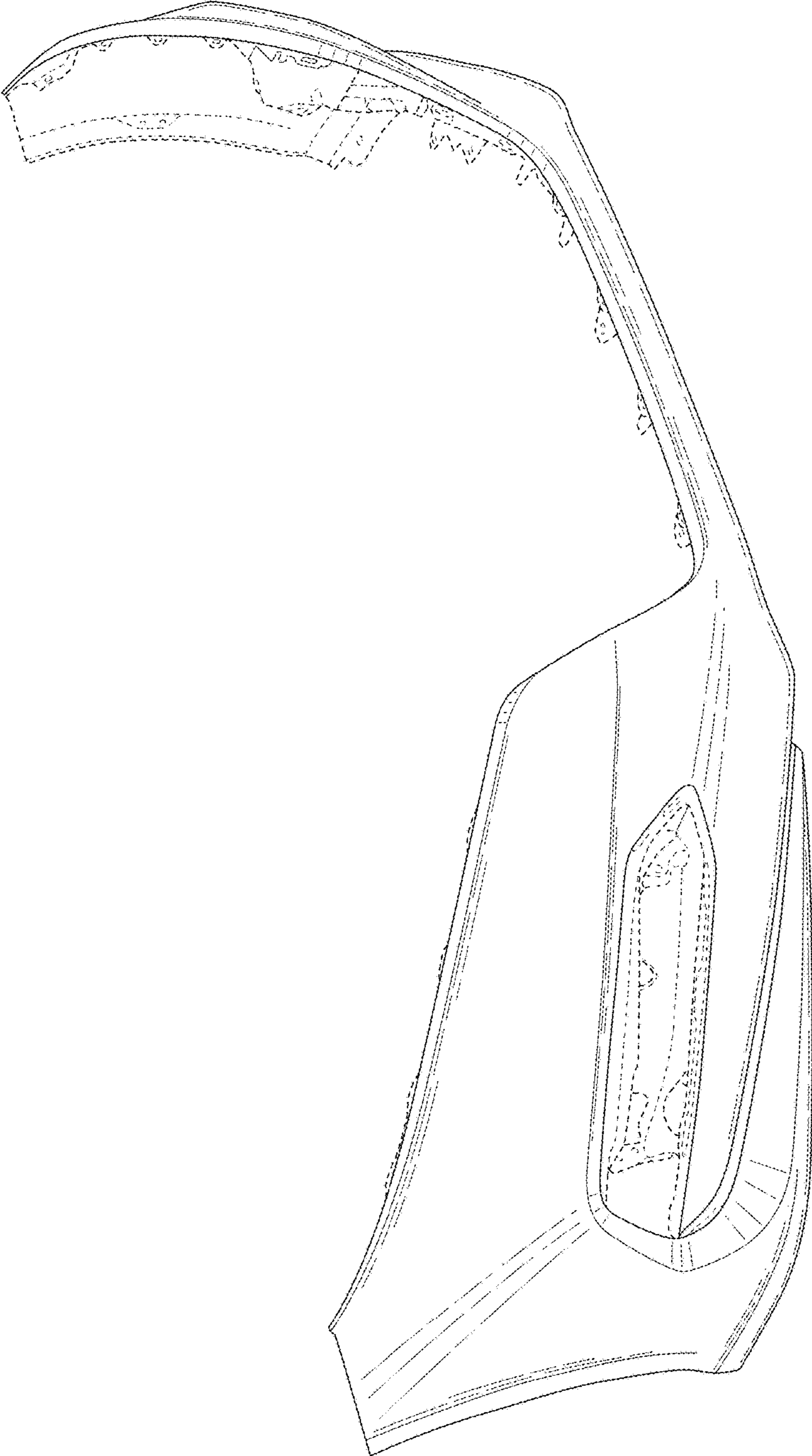


FIG.1

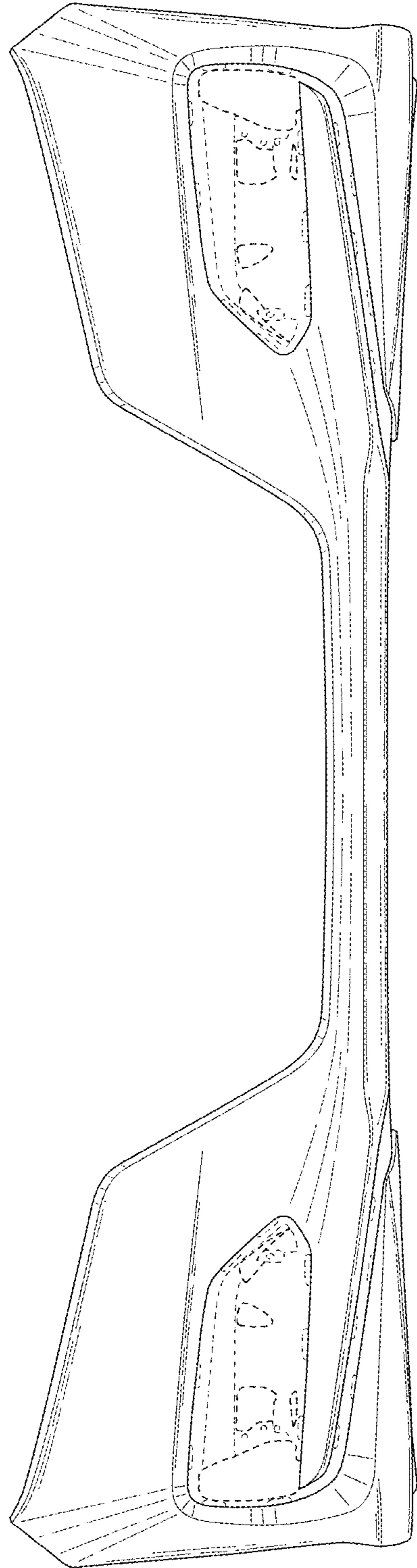


FIG.2

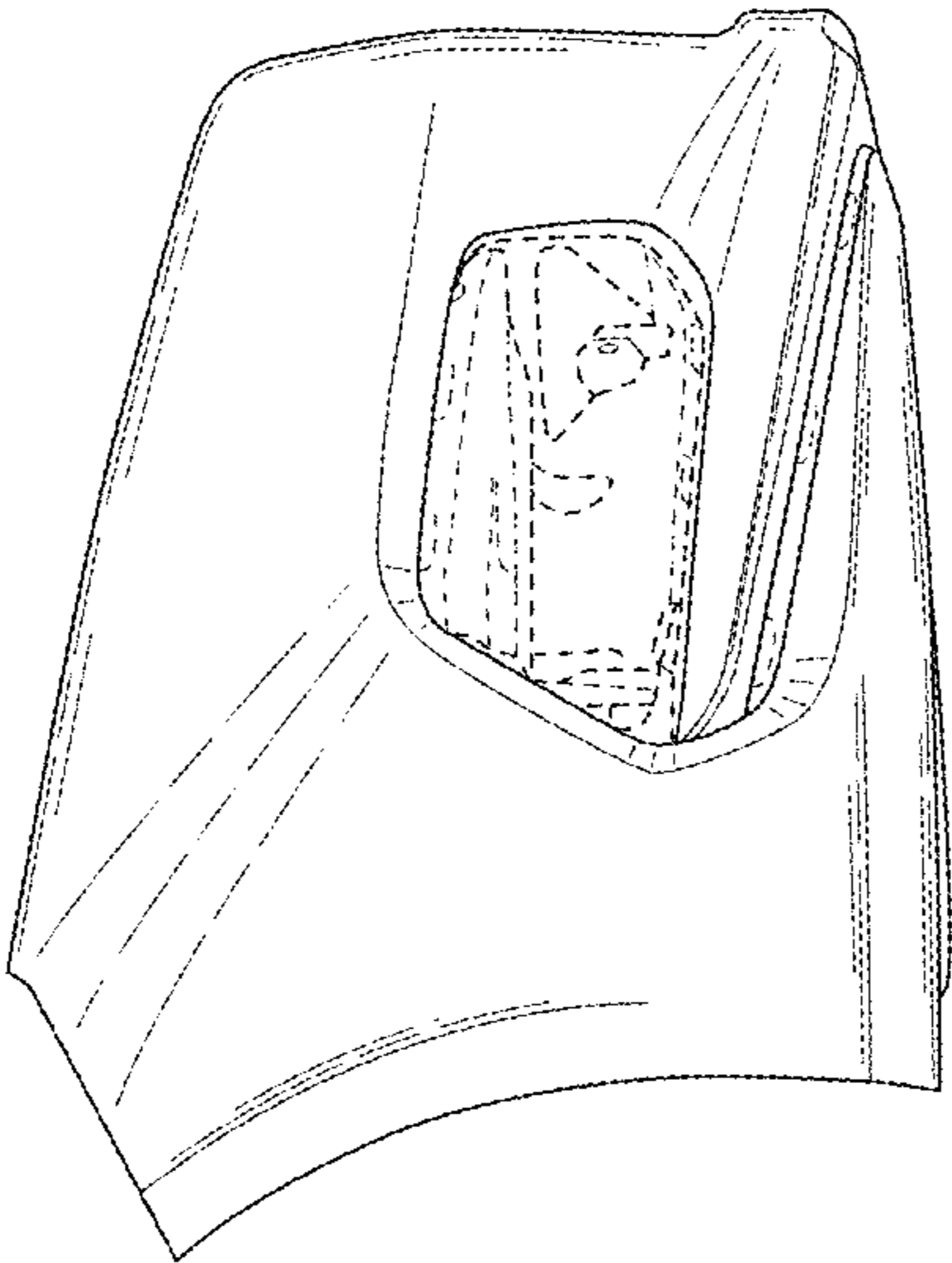


FIG.3

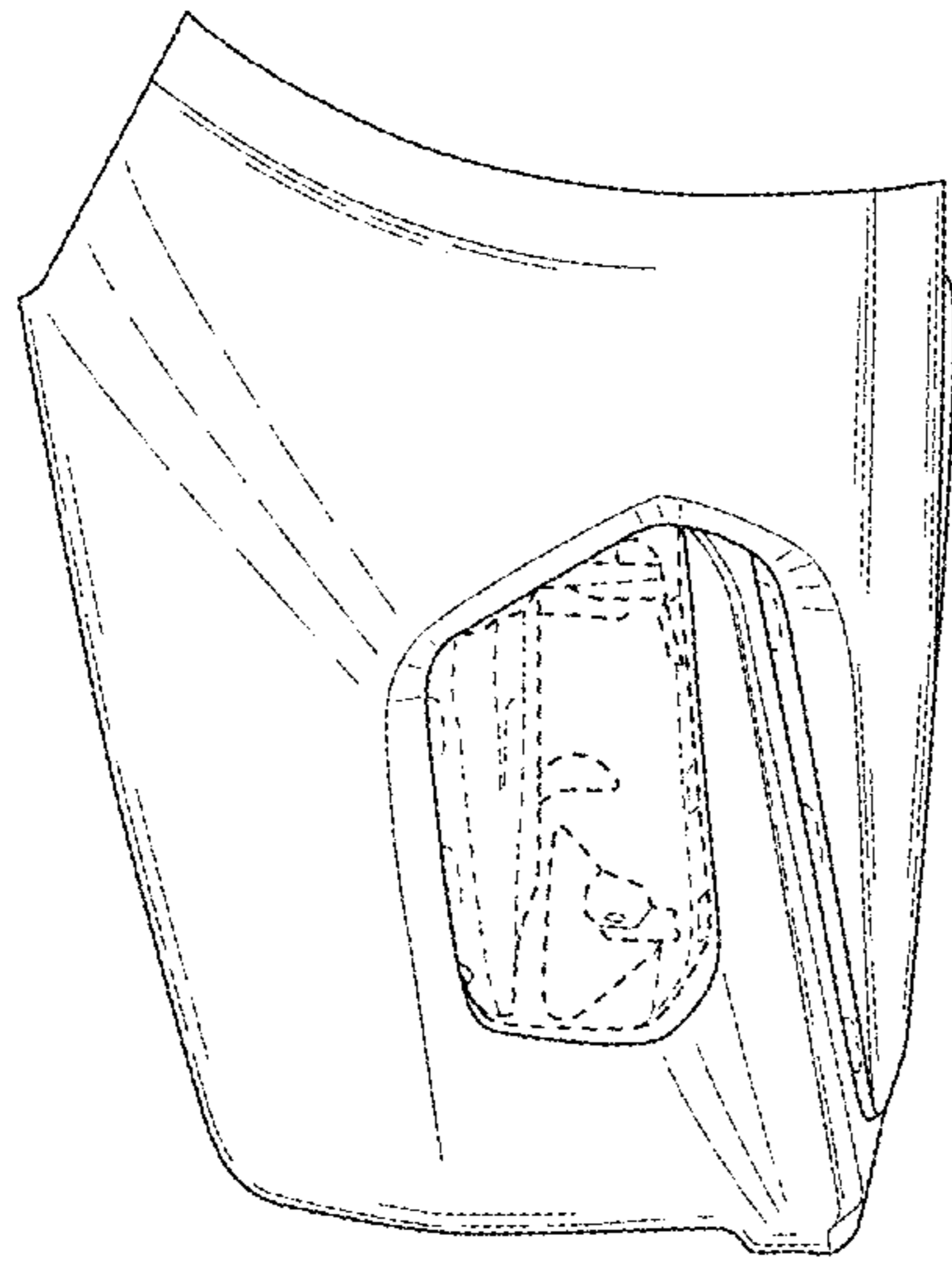


FIG.4

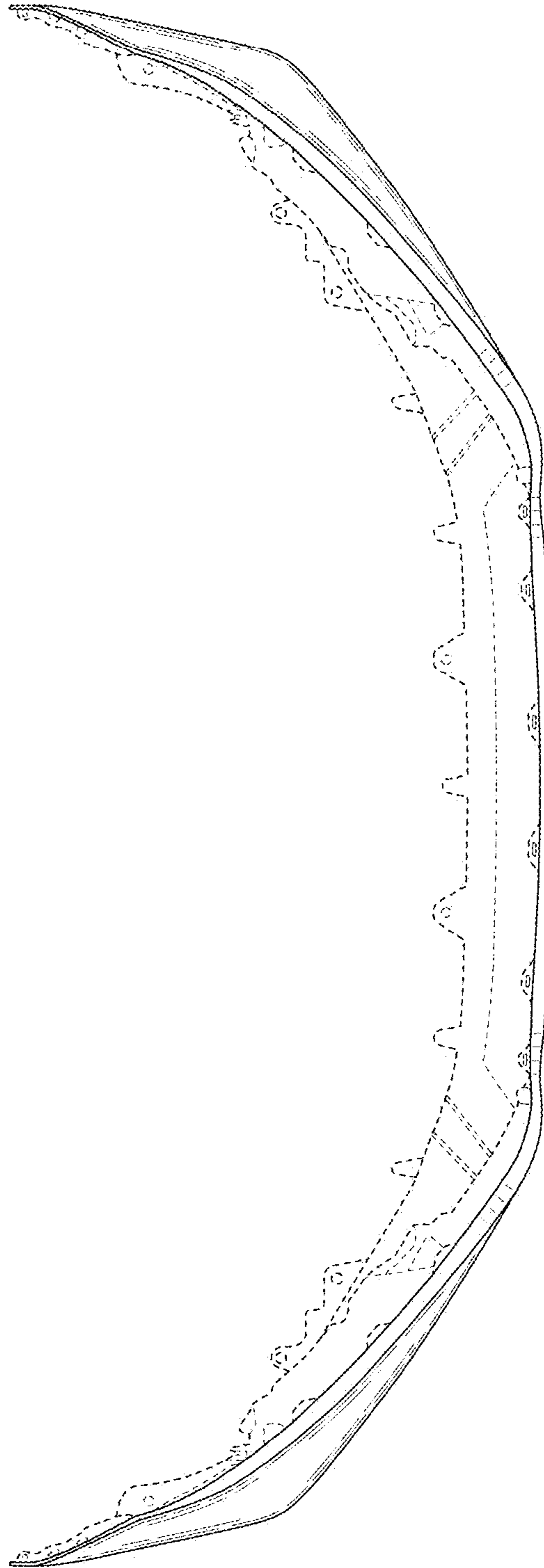


FIG.5

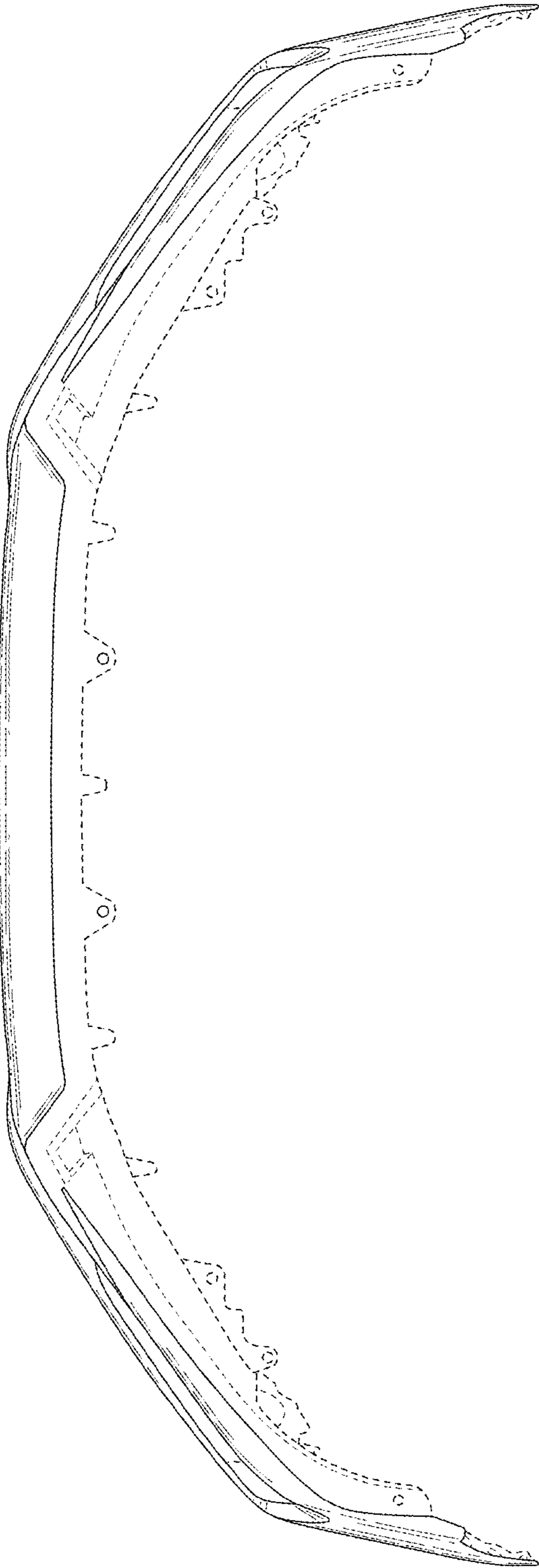


FIG.6