



US00D844497S

(12) **United States Design Patent**  
**Frascella**

(10) **Patent No.:** **US D844,497 S**

(45) **Date of Patent:** **\*\* Apr. 2, 2019**

(54) **VEHICLE FRONT GRILLE**  
(71) Applicant: **Jaguar Land Rover Limited**, Whitley,  
Coventry (GB)

(72) Inventor: **Massimo Frascella**, Coventry (GB)

(73) Assignee: **Jaguar Land Rover Limited**, Whitley  
Coventry (GB)

(\*\*) Term: **15 Years**

(21) Appl. No.: **29/603,345**

(22) Filed: **May 9, 2017**

(30) **Foreign Application Priority Data**

Nov. 11, 2016 (EM) ..... 003459551-0001  
May 4, 2017 (EM) ..... 003933829-0001  
May 4, 2017 (EM) ..... 003933829-0002

(51) **LOC (11) Cl.** ..... **12-16**

(52) **U.S. Cl.**  
USPC ..... **D12/163**

(58) **Field of Classification Search**  
USPC ..... D12/86, 88, 90-92, 163, 169, 173, 196,  
D12/171, 216  
CPC ..... B62B 9/16; B60K 11/08; B60R 19/52  
See application file for complete search history.

(56) **References Cited**

**U.S. PATENT DOCUMENTS**

D575,686 S \* 8/2008 Fukui ..... D12/163  
D589,853 S \* 4/2009 Saridakis ..... D12/163  
D607,785 S \* 1/2010 Walter ..... D12/163  
D614,544 S \* 4/2010 Ectors ..... D12/163  
D635,068 S \* 3/2011 Neuchi ..... D12/169  
D696,985 S \* 1/2014 Henstridge ..... D12/163  
D725,556 S \* 3/2015 Barnes ..... D12/163  
D754,037 S \* 4/2016 Behmer ..... D12/163  
D769,159 S \* 10/2016 Platto ..... D12/163  
D773,963 S \* 12/2016 Battams ..... D12/163

D793,907 S \* 8/2017 Woolley ..... D12/91  
D794,517 S \* 8/2017 Woolley ..... D12/163  
D797,017 S \* 9/2017 Henstridge ..... D12/164  
D798,199 S \* 9/2017 Henstridge ..... D12/163

(Continued)

*Primary Examiner* — Robin V Webster

*Assistant Examiner* — Rachel A Voorhies

(74) *Attorney, Agent, or Firm* — Wood Herron & Evans  
LLP

(57) **CLAIM**

The ornamental design for a vehicle front grille, as shown  
and described.

**DESCRIPTION**

FIG. 1 is a front right perspective view of a front grille for  
a vehicle according to the present invention.

FIG. 2 is a front left perspective view of the front grille  
shown in FIG. 1.

FIG. 3 is a rear left perspective view thereof.

FIG. 4 is a rear right perspective view thereof.

FIG. 5 is a front view thereof.

FIG. 6 is a rear view thereof.

FIG. 7 is a left side view thereof.


FIG. 8 is a right side view thereof.

FIG. 9 is a top view thereof.

FIG. 10 is a bottom view thereof; and,

FIG. 11 is a front right perspective view of the vehicle front  
grille shown in FIGS. 1-10, mounted on a vehicle, with the  
rest of the vehicle shown in de-emphasized and half-tone  
portions so as to illustrate environmental structure. These  
portions form no part of the claimed invention. More par-  
ticularly, in FIG. 11, the inventive vehicle front grille is  
shown within the larger broken line, and the structure shown  
outside of the larger broken line is included to show envi-  
ronmental aspects thereof. Also, in FIGS. 1-11 the internal  
broken line shows environmental structure, namely the  
location for a grille badge, and forms no part of the claimed  
invention.

**1 Claim, 11 Drawing Sheets**



(56)

**References Cited**

U.S. PATENT DOCUMENTS

D806,617 S *	1/2018	Wheel .....	D12/163
D807,228 S *	1/2018	Woolley .....	D12/91
D807,800 S *	1/2018	Wheel .....	B60Q 1/28 D12/169
D817,817 S *	5/2018	Frascella .....	D12/91
D828,242 S *	9/2018	Hill .....	D12/163
2017/0197542 A1 *	7/2017	Belcher .....	B60Q 1/28

\* cited by examiner




FIG. 1




FIG. 2




FIG. 3




FIG. 4




FIG. 5




FIG. 6






FIG. 7




FIG. 8




FIG. 9




FIG. 10




FIG. 11