



US00D844494S

(12) **United States Design Patent** (10) **Patent No.:** **US D844,494 S**
Miller (45) **Date of Patent:** **** Apr. 2, 2019**

(54) **TOW HOOK**
(71) Applicant: **United Slings & Lifting, Inc.,**
Tecumseh, OK (US)
(72) Inventor: **Bruce Miller, Mustang, OK (US)**
(73) Assignee: **United Slings & Lifting, Inc.,**
Tecumseh, OK (US)
(**) Term: **15 Years**
(21) Appl. No.: **29/593,138**
(22) Filed: **Feb. 6, 2017**
(51) **LOC (11) Cl.** **12-16**
(52) **U.S. Cl.**
USPC **D12/162**
(58) **Field of Classification Search**
USPC D12/400, 199, 161, 162
CPC B61D 49/00; B60D 1/488; B60D 1/00;
B60D 1/14; B60D 1/06; B60D 1/07
See application file for complete search history.

(56) **References Cited**
U.S. PATENT DOCUMENTS
2,130,283 A * 9/1938 Lewis B61D 49/00
105/354
D394,419 S * 5/1998 Istvan D12/400
D581,324 S * 11/2008 Fonk D12/162
D633,417 S * 3/2011 Najarro D12/162
D661,627 S * 6/2012 Noone D12/162
9,114,679 B2 * 8/2015 Hood B60D 1/14
D756,205 S * 5/2016 New D8/367
D791,060 S * 7/2017 Bartish D12/400

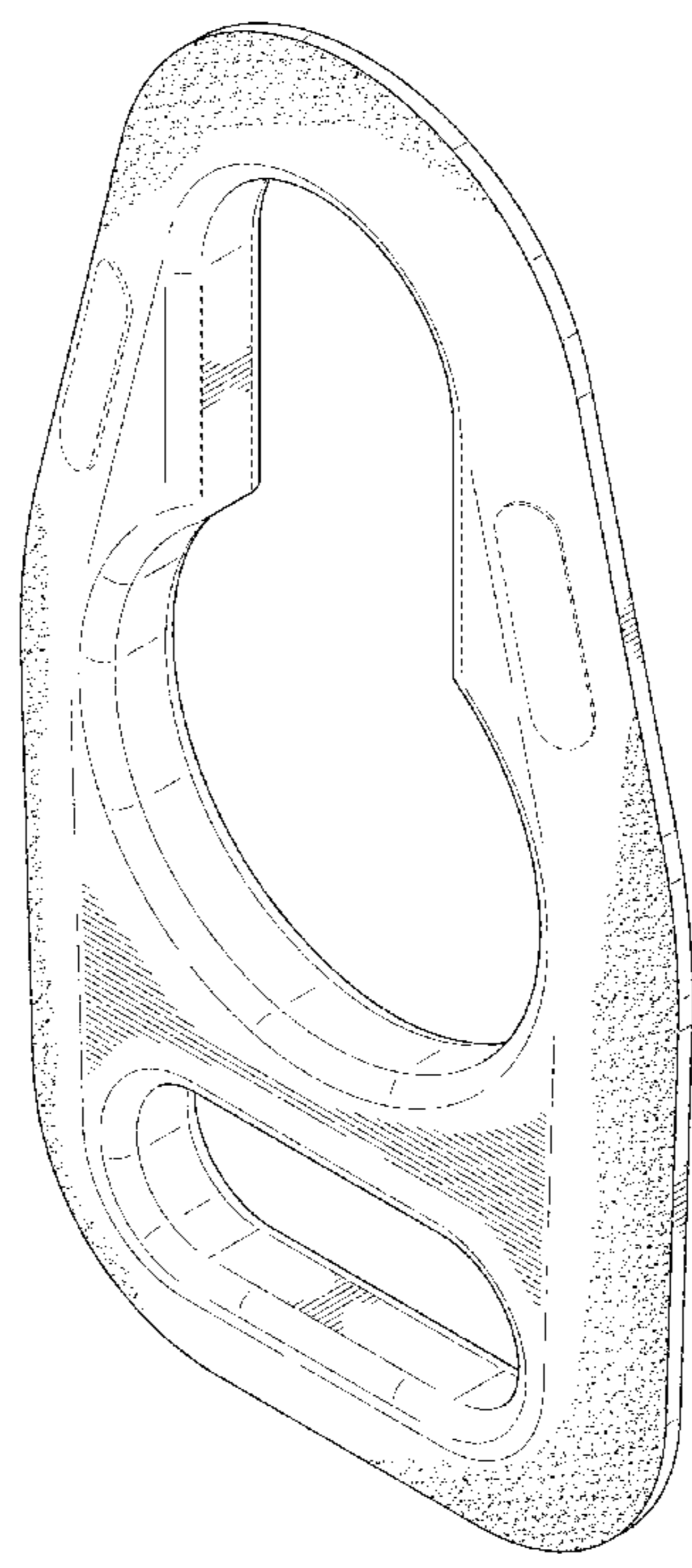
2002/0105163 A1* 8/2002 Pierman B60D 1/488
280/504
2004/0090041 A1* 5/2004 Lenzen, Jr. B60D 1/488
280/491.5
2005/0051994 A1* 3/2005 Rodgers B60D 1/00
280/416.1
2006/0087101 A1* 4/2006 Yon B60D 1/07
280/504
2009/0039617 A1 2/2009 Klyeman
2012/0023710 A1* 2/2012 Wickstrom B60D 1/06
24/116 R

* cited by examiner
Primary Examiner — Susan E Krakower
Assistant Examiner — Jerry Shiu-an-Hua Hsu
(74) *Attorney, Agent, or Firm* — James F. Lea, III; Gable
Gotwals

(57) **CLAIM**
The ornamental design for a tow hook, as shown and
described.

DESCRIPTION
FIG. 1 is a front perspective view of the tow hook showing
my design;
FIG. 2 is a front elevation view thereof;
FIG. 3 is a rear elevation view thereof;
FIG. 4 is a right side view thereof;
FIG. 5 is a left side view thereof;
FIG. 6 is a top plan view thereof; and,
FIG. 7 is a bottom plan view thereof.
The broken lines in the figures depict portions of the tow
hook that form no part of the claimed design.

1 Claim, 5 Drawing Sheets



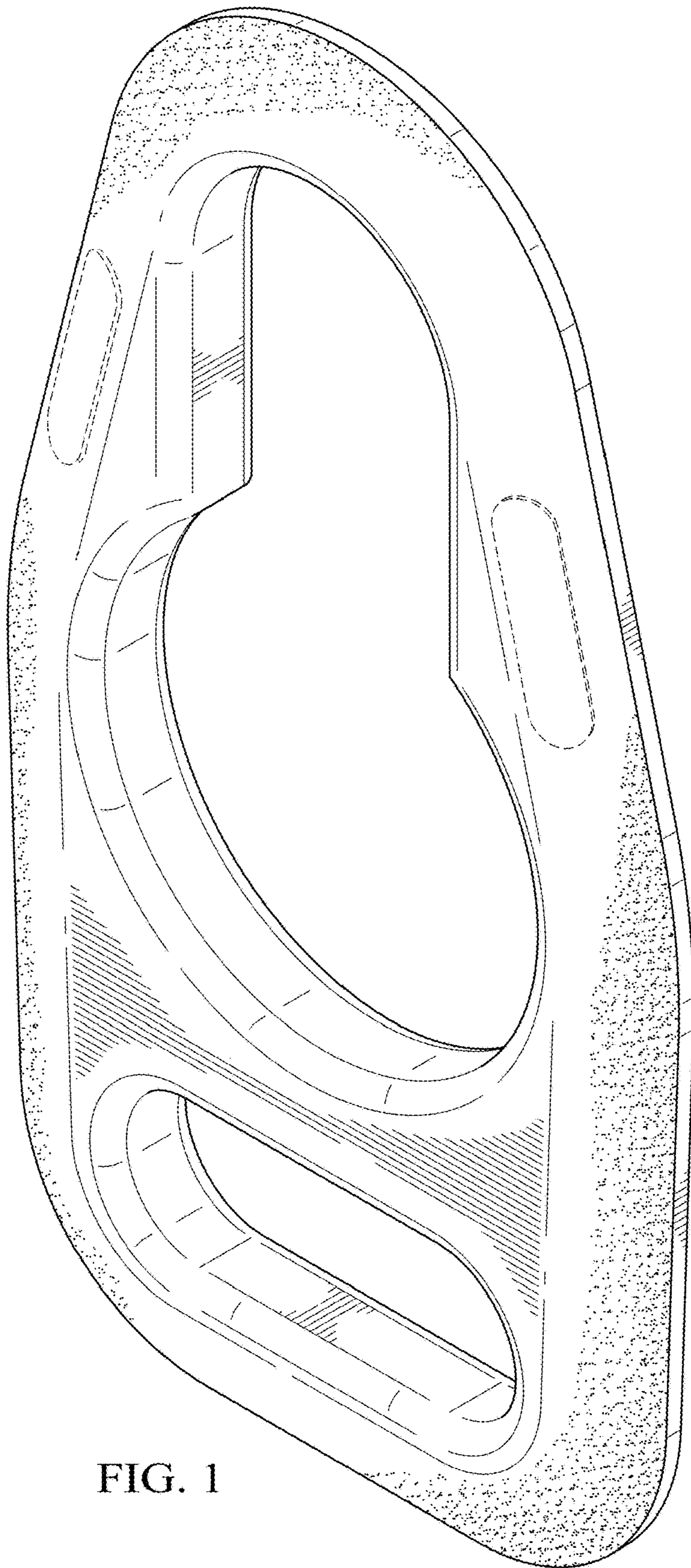


FIG. 1

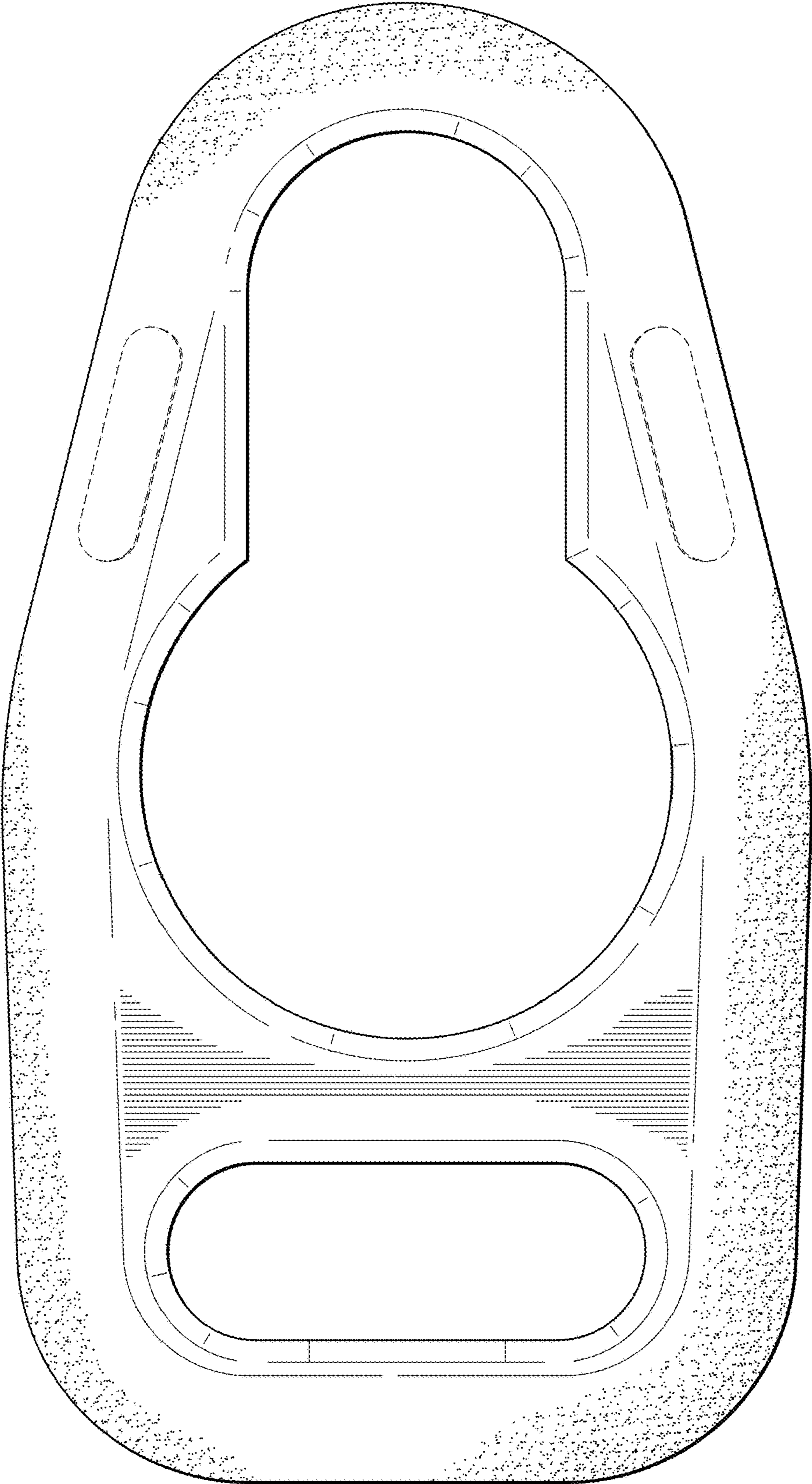


FIG. 2

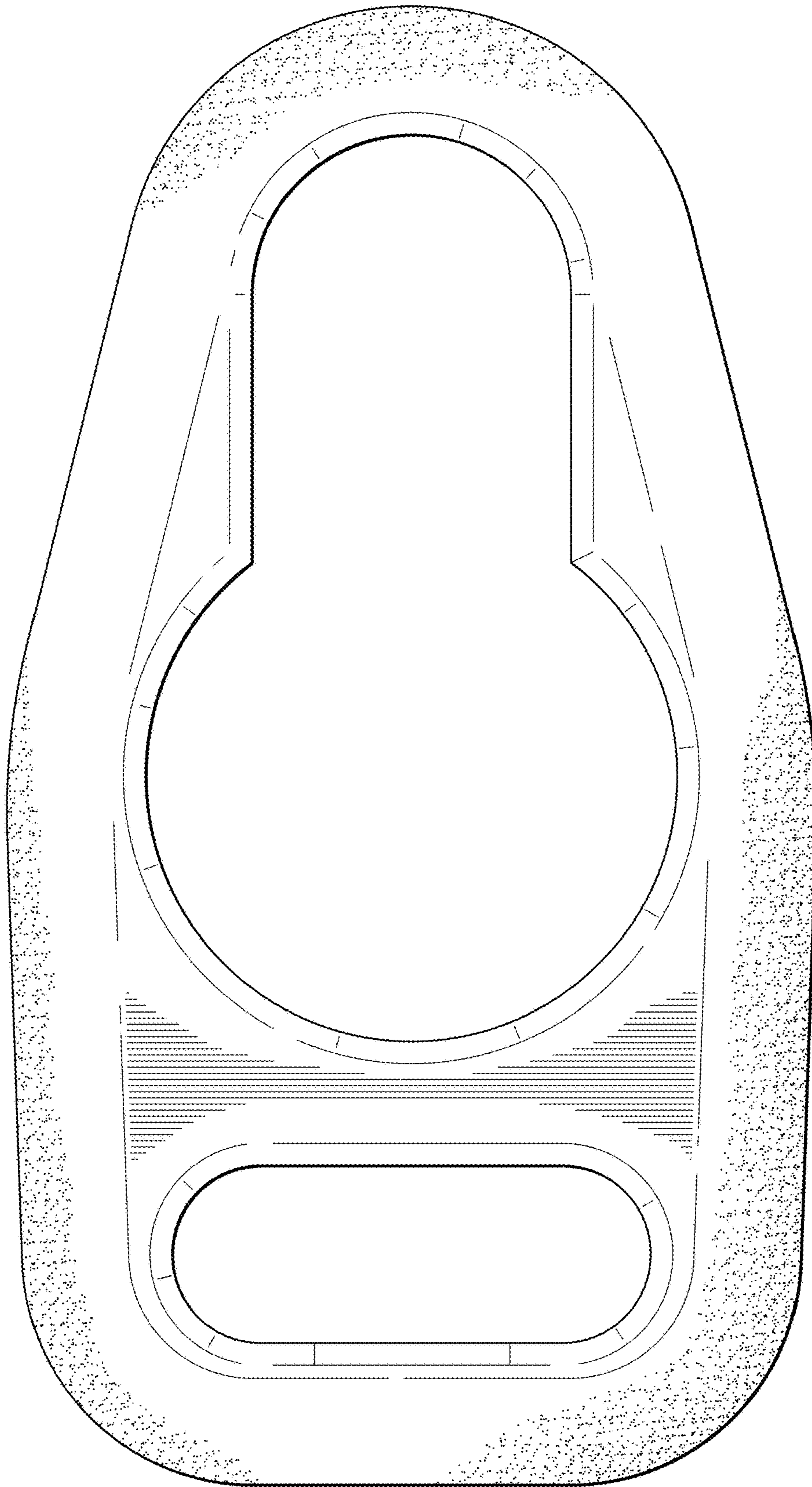


FIG. 3




FIG. 4




FIG. 5




FIG. 6




FIG. 7