

US00D844492S

(12) **United States Design Patent**
Lai et al.

(10) **Patent No.:** **US D844,492 S**

(45) **Date of Patent:** **** Apr. 2, 2019**

(54) **ALL-TERRAIN VEHICLE**

(71) Applicant: **Zhejiang CFMOTO Power Co., Ltd.**,
Hangzhou, Zhejiang Province (CN)

(72) Inventors: **Minjie Lai**, Hangzhou (CN); **An He**,
Hangzhou (CN); **Zhangping Yuan**,
Hangzhou (CN); **Yibin Yang**, Hangzhou
(CN); **Zhiwei Feng**, Hangzhou (CN);
Lihua Rao, Hangzhou (CN); **Xiayang**
Hu, Hangzhou (CN); **Dahua Li**,
Hangzhou (CN)

(73) Assignee: **Zhejiang CFMOTO Power Co., Ltd.**,
Hangzhou, Zhejiang Province (CN)

(**) Term: **15 Years**

(21) Appl. No.: **29/601,812**

(22) Filed: **Apr. 26, 2017**

(30) **Foreign Application Priority Data**

Jan. 5, 2017 (CN) 2017 3 0003843

(51) **LOC (11) Cl.** **12-11**

(52) **U.S. Cl.**
USPC **D12/107**

(58) **Field of Classification Search**
USPC D12/3, 86, 87, 107, 110
CPC B60K 5/12; B60K 13/04; B60K 17/354
See application file for complete search history.

(56) **References Cited**

U.S. PATENT DOCUMENTS

D297,132 S * 8/1988 Ryuzoji D12/107
D298,811 S * 12/1988 Morita D12/107
D305,999 S * 2/1990 Ueda D12/107
D374,416 S * 10/1996 Miyamoto D12/107
D383,095 S * 9/1997 Miyamoto D12/107
D405,029 S * 2/1999 Deutschman D12/107
D421,935 S * 3/2000 Fujieda D12/107

D428,363 S * 7/2000 Sugimoto D12/107
D429,663 S * 8/2000 Tamashima D12/107
D436,559 S * 1/2001 Fujieda D12/107
D480,991 S * 10/2003 Rondeau D12/107
D492,916 S * 7/2004 Rondeau D12/107
D493,750 S * 8/2004 Crepeau D12/107

(Continued)

FOREIGN PATENT DOCUMENTS

WO WO 2014/160119 A3 10/2014

OTHER PUBLICATIONS

201710444, dated Sep. 7, 2017, Australian Office Action.
(Continued)

Primary Examiner — Darlington Ly

(74) *Attorney, Agent, or Firm* — Wolf, Greenfield &
Sacks, P.C.

(57) **CLAIM**

The ornamental design for an all-terrain vehicle, as shown
and described.

DESCRIPTION

FIG. 1 is a front elevation view of an all-terrain vehicle
showing our new design;

FIG. 2 is a rear elevation view thereof;

FIG. 3 is a left side elevation view thereof;

FIG. 4 is a right side elevation view thereof;

FIG. 5 is a top plan view thereof;

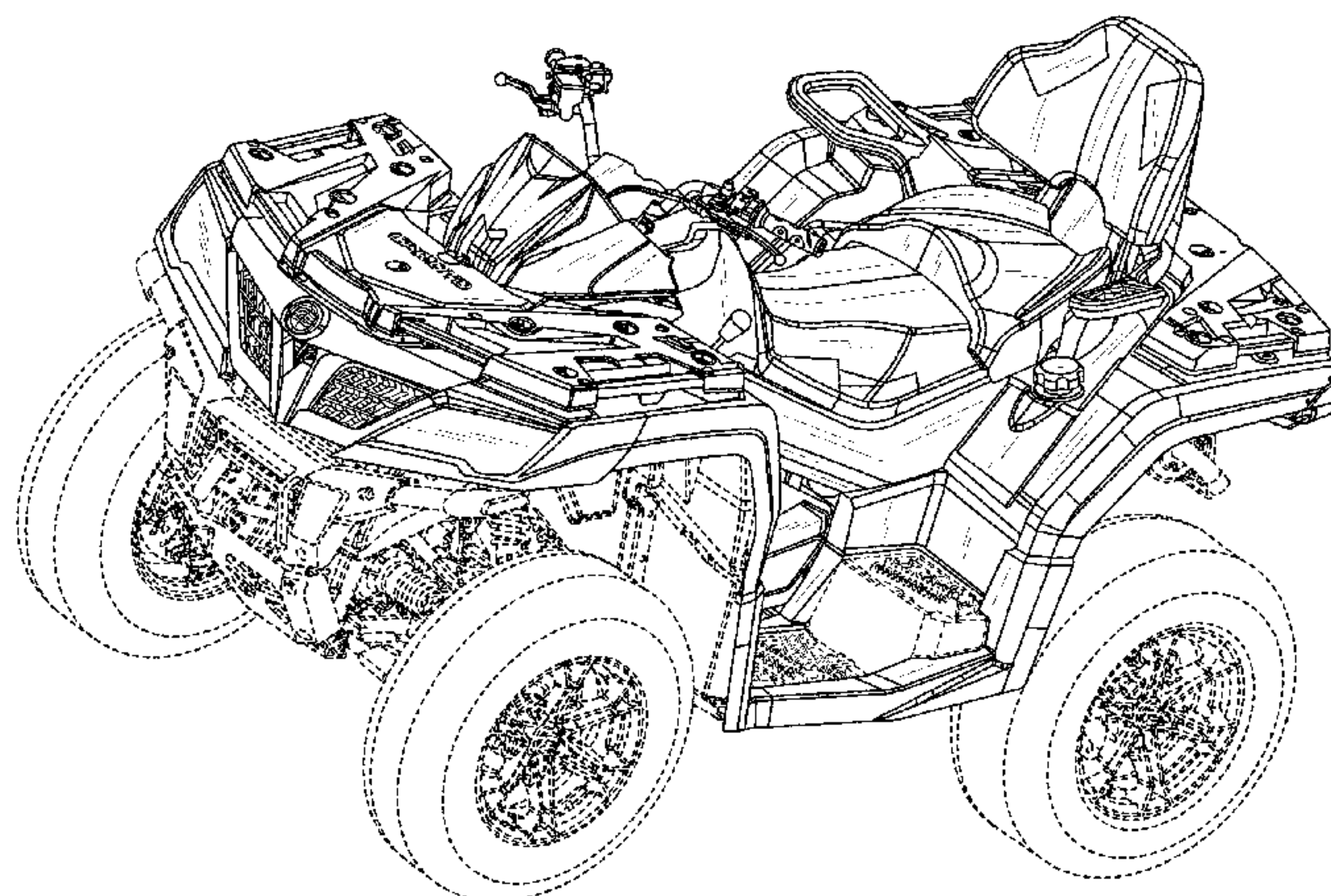
FIG. 6 is a top, rear, and left side perspective view thereof;

FIG. 7 is a top, front, and right side perspective view thereof;
and,

FIG. 8 is an enlarged and partial top plan view thereof where
the area of enlargement is indicated by the dash-dot bound-
ary marked "8" in FIG. 5.

The broken lines in the drawings depict portions of the
all-terrain vehicle that form no part of the claimed design.

1 Claim, 8 Drawing Sheets



(56)

References Cited

U.S. PATENT DOCUMENTS

D496,308 S * 9/2004 Wu D12/107
 D511,717 S * 11/2005 Lin D12/107
 D513,718 S * 1/2006 Itaya D12/107
 D516,467 S * 3/2006 Wu D12/107
 D517,951 S * 3/2006 Luh D12/107
 D517,952 S * 3/2006 Luh D12/107
 D518,759 S * 4/2006 Kettler D12/107
 D520,912 S * 5/2006 Knight D12/107
 D520,914 S * 5/2006 Luh D12/107
 D522,924 S * 6/2006 Yokoyama D12/107
 D523,782 S * 6/2006 Lin D12/107
 D529,414 S * 10/2006 Wu D12/107
 D531,088 S * 10/2006 Lin D12/107
 D532,339 S * 11/2006 Hishiki D12/107
 D539,705 S * 4/2007 Ichikawa D12/107
 D542,186 S * 5/2007 Lai D12/107
 D542,188 S * 5/2007 Miwa D12/107
 D561,064 S * 2/2008 Crepeau D12/107
 D584,661 S * 1/2009 Tanaka D12/107
 D585,792 S * 2/2009 Chao D12/107
 D592,556 S * 5/2009 Mehra D12/107
 D592,557 S * 5/2009 Mehra D12/107
 D595,188 S * 6/2009 Tandrup D12/107
 D596,080 S * 7/2009 Lai D12/107
 D597,890 S * 8/2009 Lai D12/107
 D599,250 S * 9/2009 Hirano D12/107
 D599,251 S * 9/2009 Yin D12/107
 D606,905 S * 12/2009 Yao D12/107
 D609,136 S * 2/2010 Renchuan D12/107
 D620,399 S * 7/2010 Wu D12/107
 D628,520 S * 12/2010 Lin D12/107
 D638,755 S * 5/2011 Bracy D12/107
 D640,604 S * 6/2011 Lai D12/107
 D640,605 S * 6/2011 Lai D12/107
 D643,781 S * 8/2011 Nagao D12/107

D657,720 S * 4/2012 Eck D12/107
 D657,721 S * 4/2012 Miyanishi D12/107
 D668,184 S * 10/2012 Tashiro D12/107
 D671,037 S * 11/2012 Wu D12/107
 D674,728 S * 1/2013 Matsumura D12/107
 D680,468 S * 4/2013 Li D12/107
 D680,469 S * 4/2013 Li D12/107
 D691,519 S * 10/2013 Fisher D12/107
 D694,671 S * 12/2013 Lai D12/107
 8,596,398 B2 * 12/2013 Bennett B60G 3/20
 180/90.6
 D721,300 S * 1/2015 Li D12/107
 D735,615 S * 8/2015 Itaya D12/107
 D751,467 S * 3/2016 Lai D12/107
 D761,698 S * 7/2016 Umemoto D12/107
 D774,955 S * 12/2016 Lai D12/107
 D774,957 S * 12/2016 Umemoto D12/107
 2014/0262584 A1 * 9/2014 Lovold B60K 5/12
 180/246

OTHER PUBLICATIONS

Australian Office Action for Application No. 201710444 dated Sep. 7, 2017.
 ATV Club Northway, CF Moto 1000. CF 1000 AU. CFMoto ZForce 1000. ????? ? Nov. 14, 2016. YouTube. <https://www.youtube.com/watch?v=E0CUL7Vs2Yo>.
 Jets Marivent, ???Brutal!!! Nuevo CF-moto CForce 1000 #Eicma2016 #Milano #JetsMarivent. Nov. 9, 2016. <https://twitter.com/jetsmarivent/status/796298395342274560>.
 Motoservices, [motoservices.com/quad-ssv—Nouveaute 2017: CFMoto CForce 850 & 1000—Eicma 2016](https://motoservices.com/quad-ssv—Nouveaute2017:CFMotoCForce850&1000—Eicma2016). Nov. 21, 2016. <http://www.motoservices.com/actualite-quad/Nouveautes-2017-CFMoto-CForce-850-et-1000-Eicma-2016.htm>; printed Nov. 16, 2017.
 CFMoto Public, <https://plus.google.com/+CfmotoEuATDECH/posts/Bho4CYp782u> Nov. 2016.

* cited by examiner

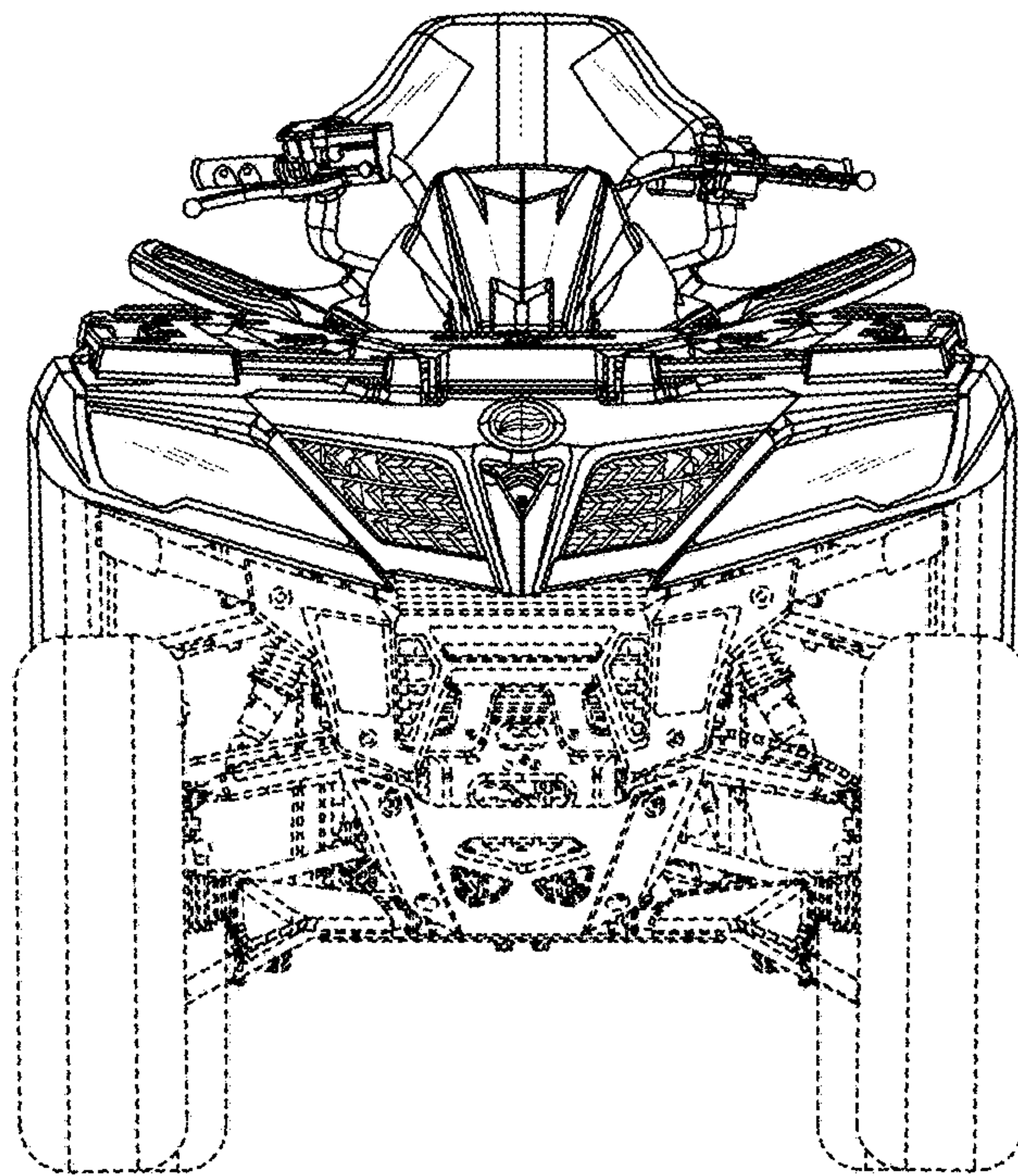


Fig. 1

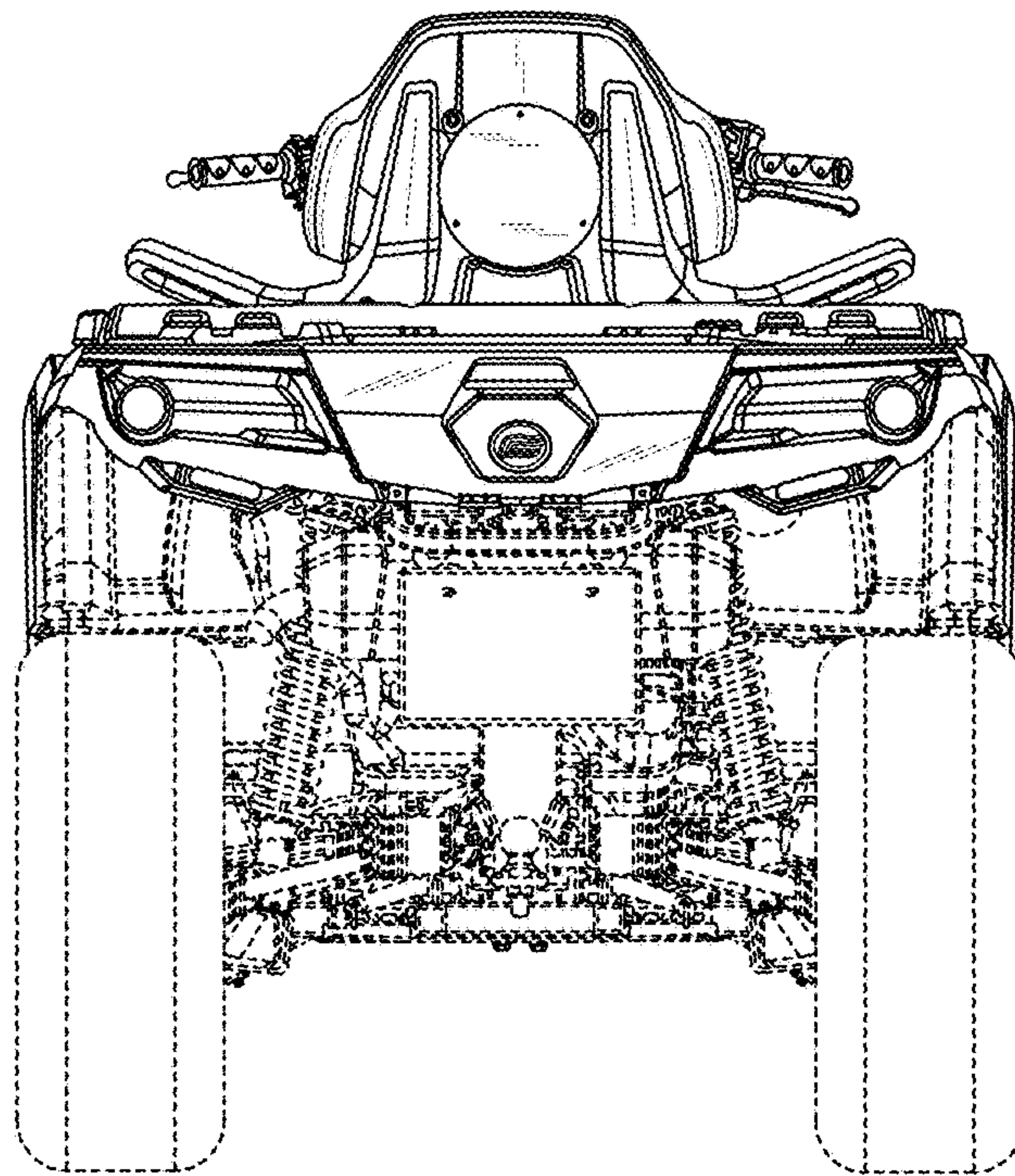


Fig. 2

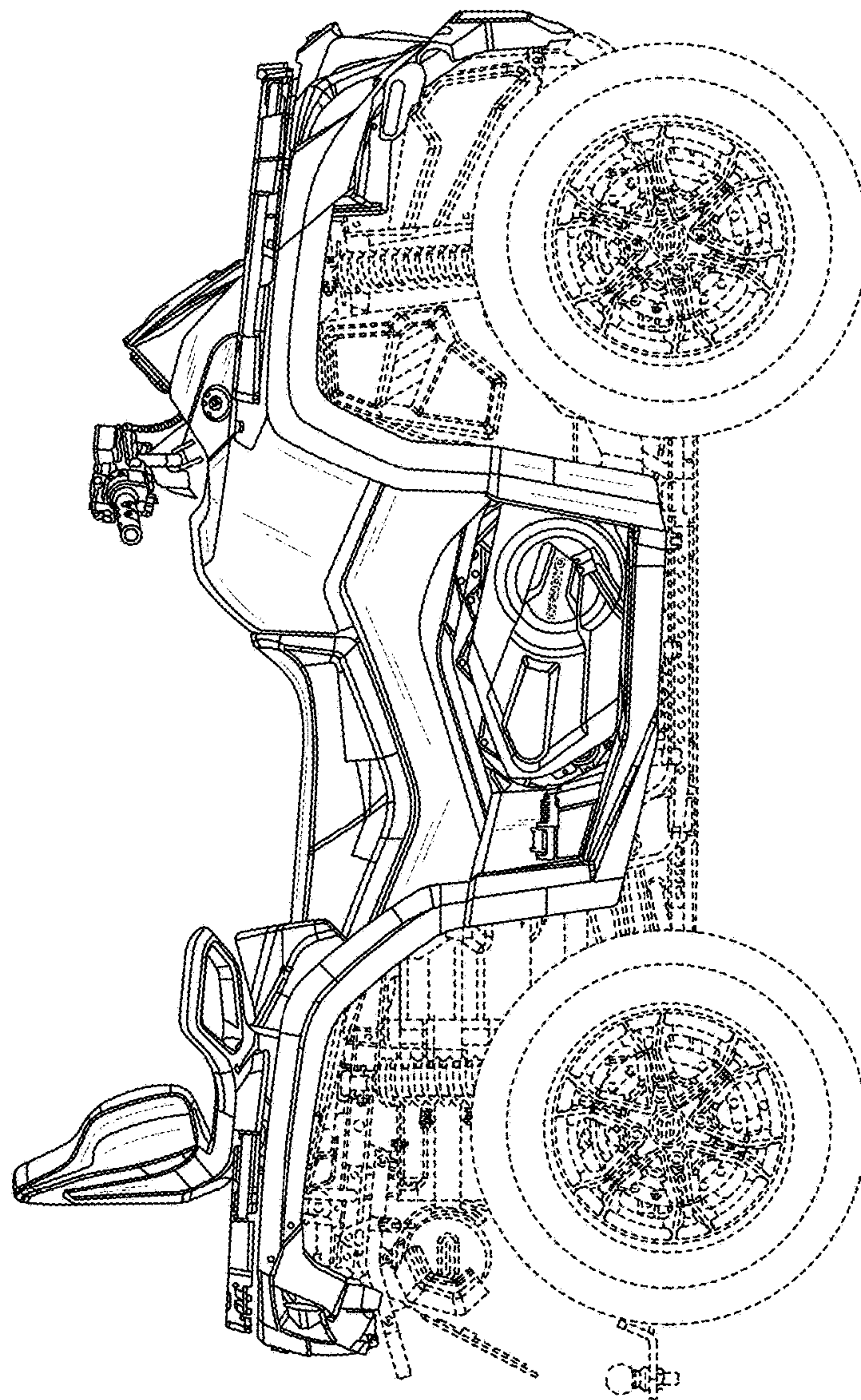


Fig. 3

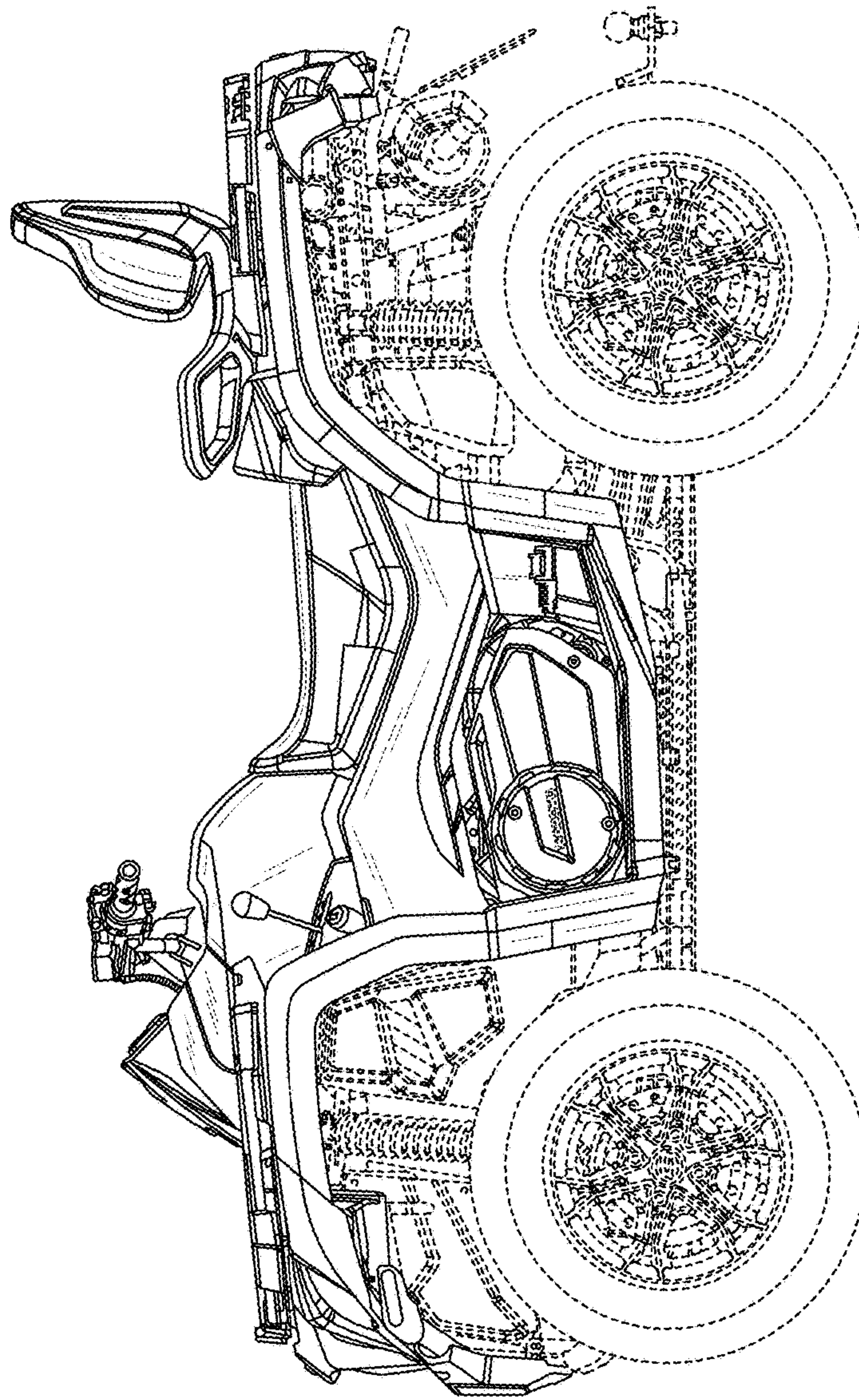


Fig. 4

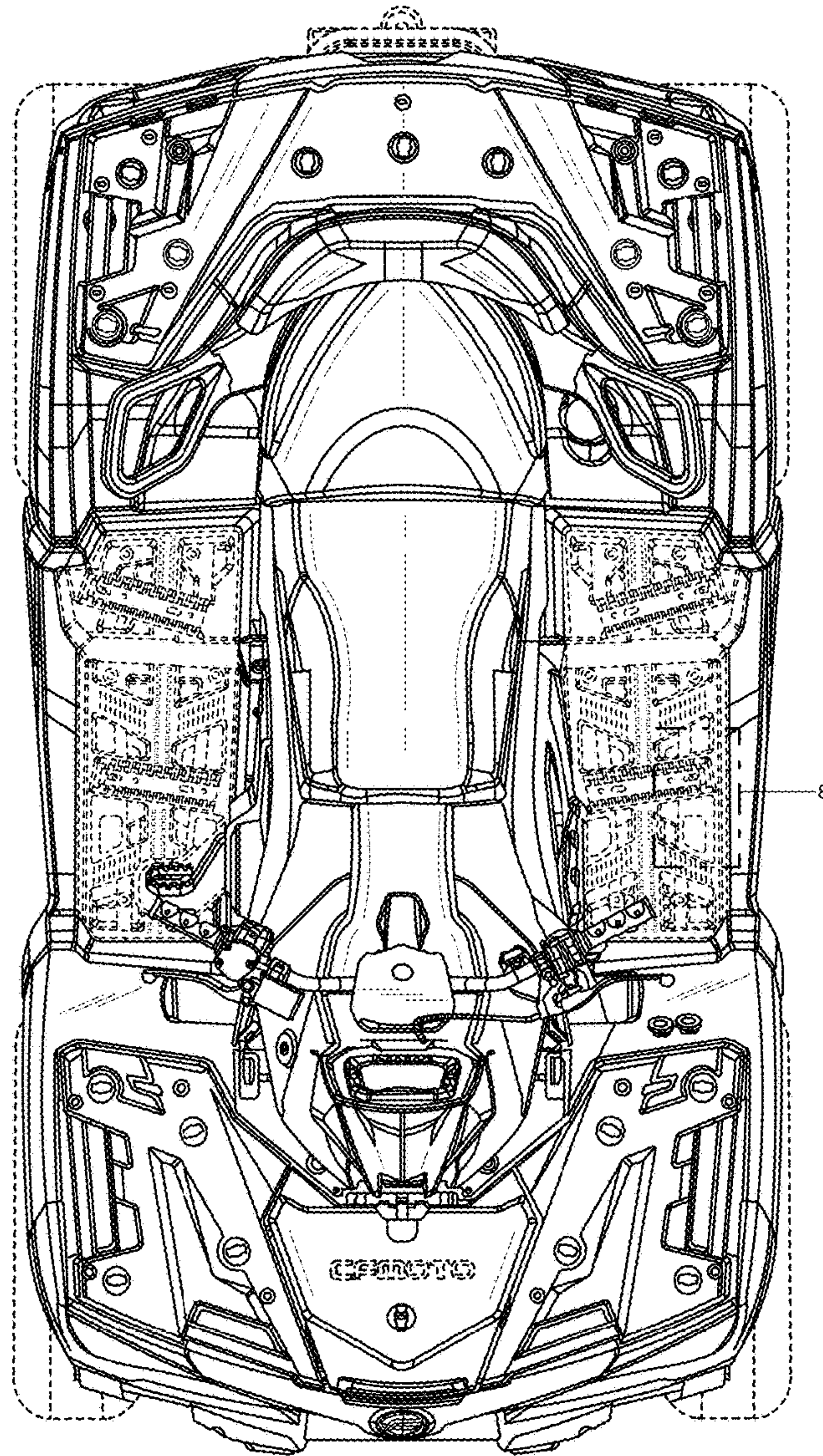


Fig. 5

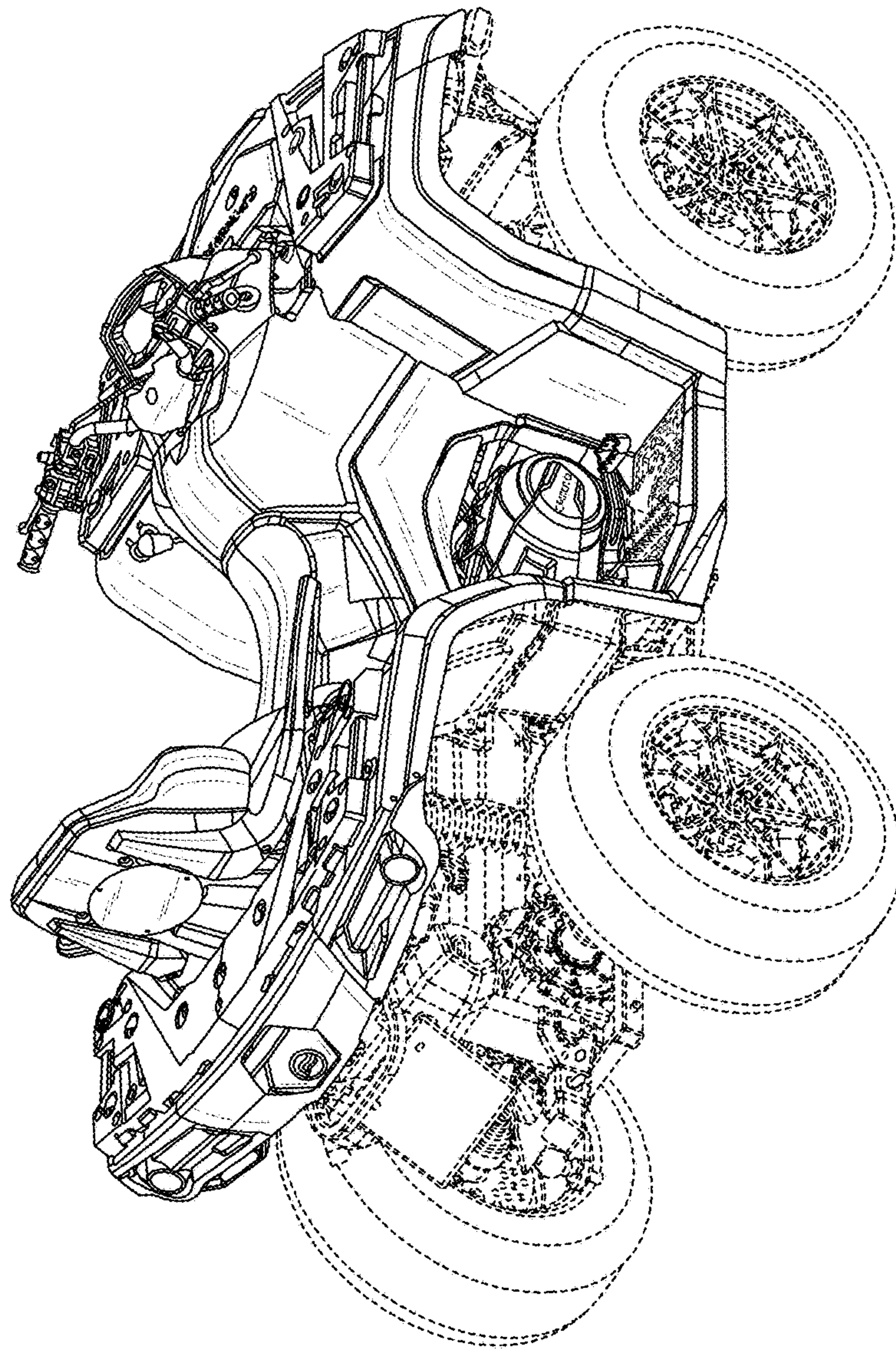


Fig. 6

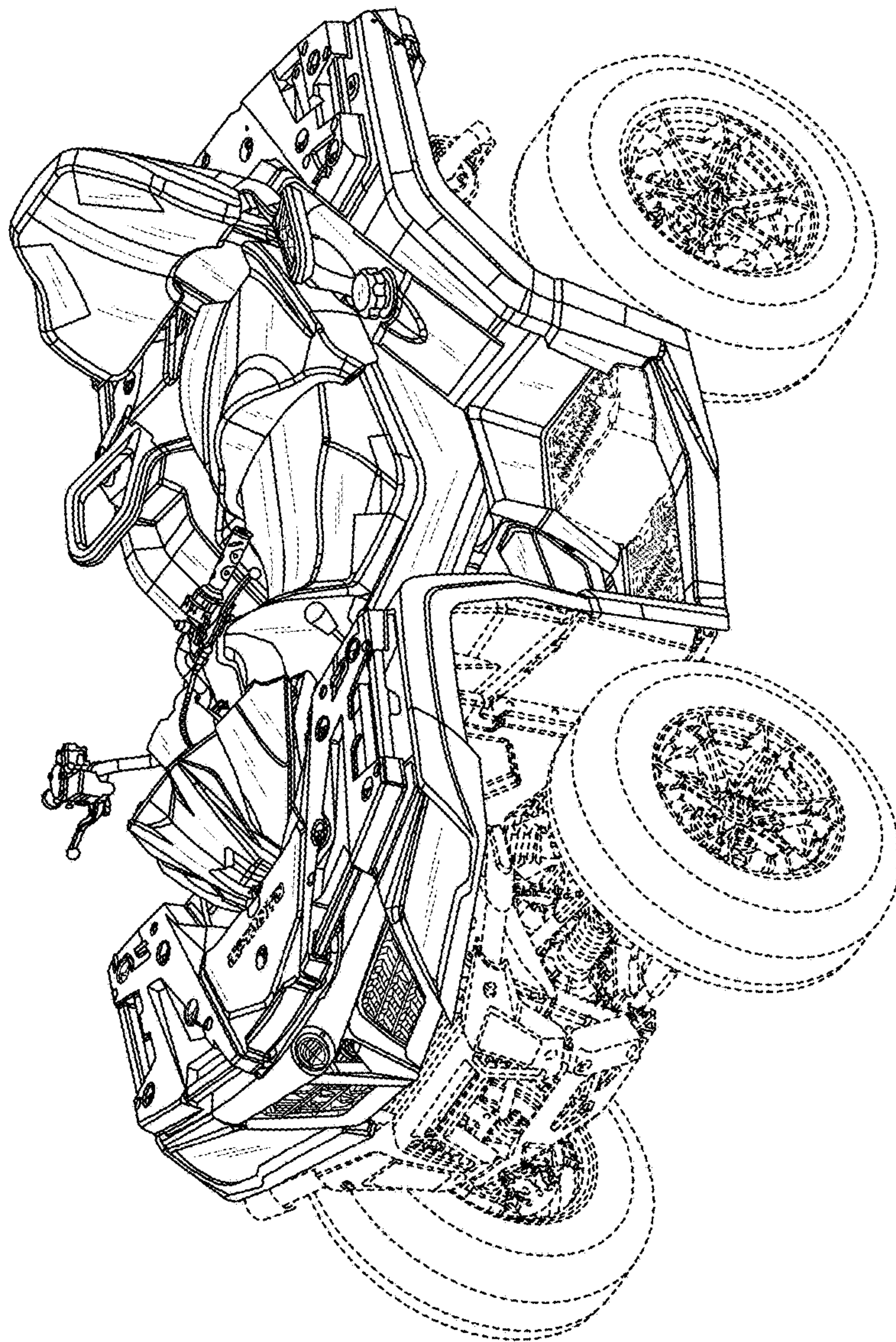


Fig. 7

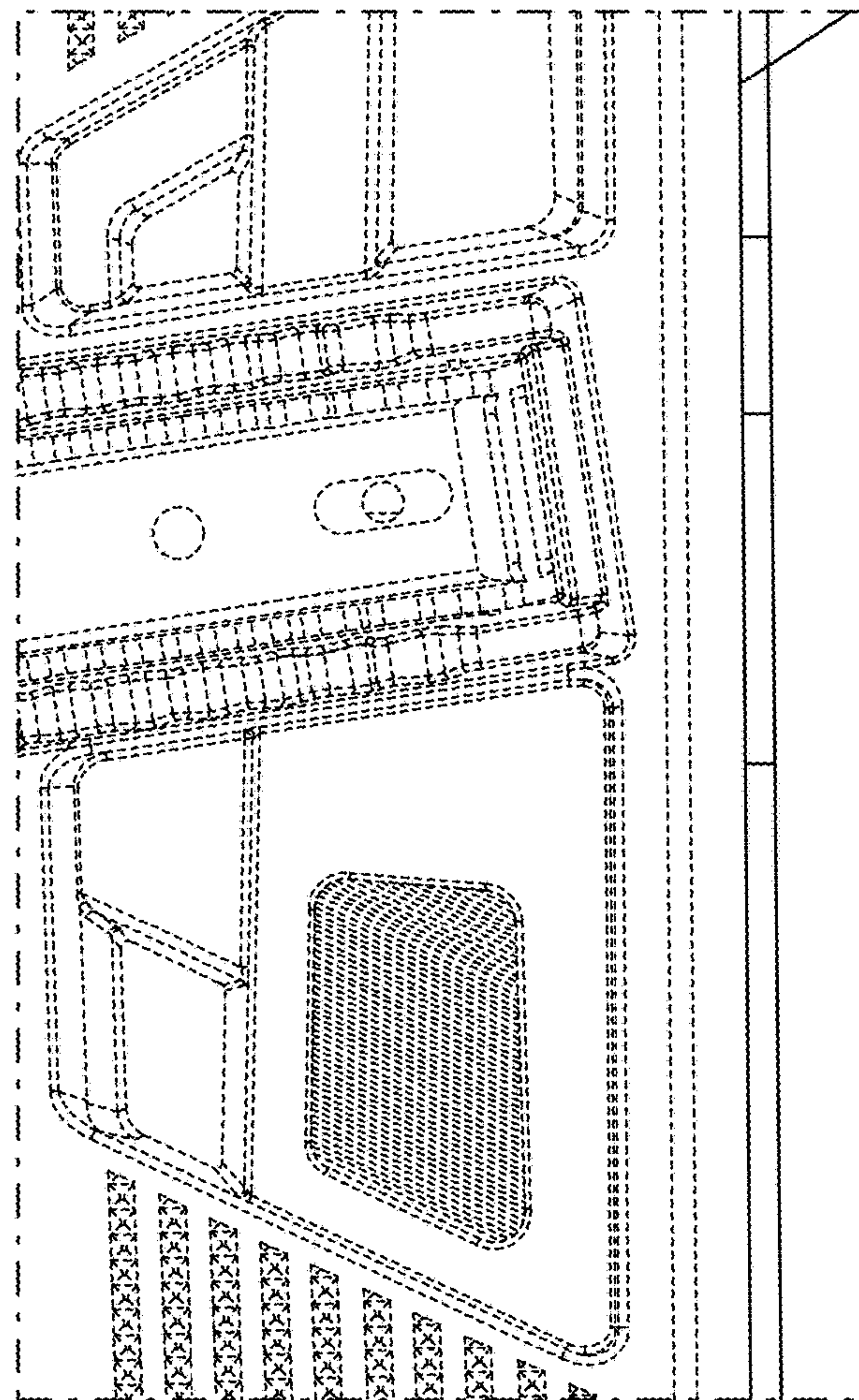


Fig. 8