



US00D844483S

(12) **United States Design Patent** (10) **Patent No.:** **US D844,483 S**
Tuennermann (45) **Date of Patent:** **** *Apr. 2, 2019**

(54) **VASE**
(71) Applicant: **Splash Brands LLC**, Satellite Beach, FL (US)
(72) Inventor: **Ralf Tuennermann**, Satellite Beach, FL (US)
(*) Notice: This patent is subject to a terminal disclaimer.
(**) Term: **15 Years**
(21) Appl. No.: **29/600,160**
(22) Filed: **Apr. 10, 2017**
(51) **LOC (11) Cl.** **11-02**
(52) **U.S. Cl.**
USPC **D11/149**
(58) **Field of Classification Search**
USPC D6/403-405, 556-558; D11/143-156, D11/164; D9/629
CPC . A01G 9/00; A01G 9/02; A01G 9/021; A01G 9/022; A01G 9/027; A01G 9/04; A01G 9/047; A01G 9/10; A01G 7/07; A01G 27/02; A01G 31/02; A01G 31/06
See application file for complete search history.

(56) **References Cited**
U.S. PATENT DOCUMENTS
1,849,409 A * 3/1932 Schleicher B65D 5/32 229/116.2
D158,621 S * 5/1950 Shattuck D11/56
3,732,999 A 5/1973 Rounkles
D269,789 S * 7/1983 Monson D14/190
D272,363 S * 1/1984 Matsumuro D18/16
5,352,535 A 10/1994 Su
D355,065 S * 1/1995 Hicks D99/5
D407,854 S * 4/1999 DeGaetano D28/80
D424,929 S * 5/2000 Korastinsky D9/629

D449,147 S * 10/2001 Herwig D1/112
D470,991 S * 2/2003 Goldstein D99/5
D476,130 S * 6/2003 Joy D99/5
D495,069 S * 8/2004 Yu D26/26
D518,755 S * 4/2006 Kavur D11/149
D551,978 S * 10/2007 Daniels D9/456
D557,785 S * 12/2007 Wu D23/366
D560,365 S * 1/2008 Huller D4/124
D568,755 S * 5/2008 Siegel D9/629
D585,433 S * 1/2009 Baker D14/223
D592,408 S * 5/2009 Kuchinsky D6/308
D600,876 S * 9/2009 Yim D1/112
D609,683 S * 2/2010 Li D14/138 AA
D612,572 S * 3/2010 Doty D99/5
8,210,356 B1 7/2012 Krull et al.
8,328,034 B2 11/2012 Miros et al.
D687,206 S * 8/2013 Smith D1/112
D688,590 S * 8/2013 Merrell D11/149
D699,120 S * 2/2014 Kraai D9/629

(Continued)

Primary Examiner — Elizabeth A. Albert

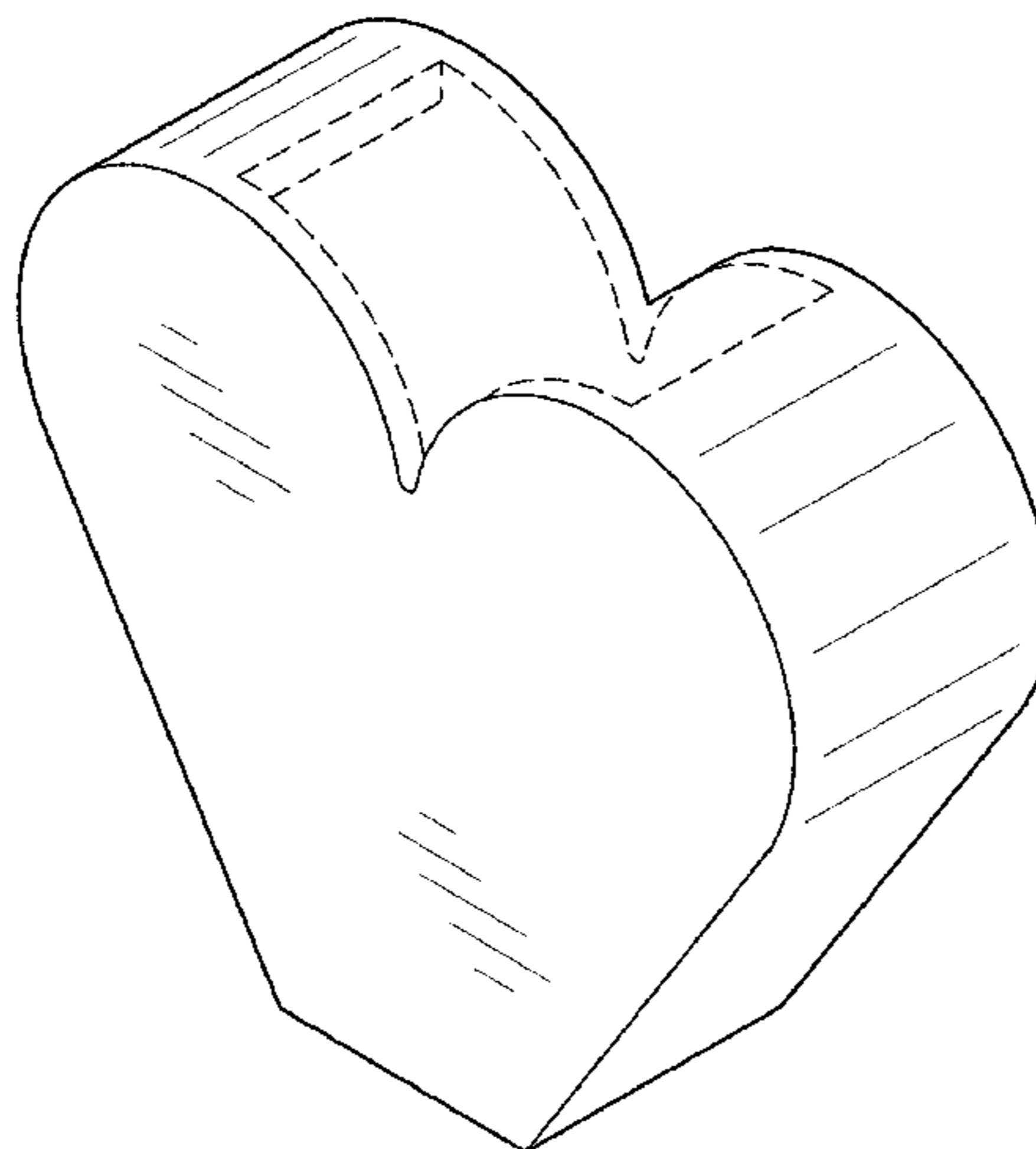
(57) **CLAIM**

The ornamental design for a vase, as shown and described.

DESCRIPTION

FIG. 1 is a top front side perspective view of a vase showing my new design;
FIG. 2 is a front view of the vase, a rear view being identical;
FIG. 3 is a left side view of the vase, a right side view being identical;
FIG. 4 is a top view of the vase;
FIG. 5 is a bottom view of the vase; and,
FIG. 6 is a front view of the vase in use.
The evenly spaced broken lines in FIGS. 1 and 4 are included to show portions of the vase that form no part of the claimed design.
The long and short broken lines in FIG. 6 are included to show features in the environment that form no part of the claimed design.

1 Claim, 4 Drawing Sheets



(56)

References Cited

U.S. PATENT DOCUMENTS

D728,893 S * 5/2015 Beressey D1/127
D741,063 S * 10/2015 Broyles D3/271.1
D773,122 S * 11/2016 Muhlbauer D30/102
D773,568 S * 12/2016 De Marchis D21/681
D805,134 S * 12/2017 Tsai D21/385
2005/0241197 A1 11/2005 Ternovits
2007/0018962 A1 1/2007 Takahashi
2009/0294499 A1 12/2009 McKinney et al.
2010/0263399 A1 10/2010 Pollina et al.
2011/0253729 A1 10/2011 Ring et al.
2011/0317943 A1 12/2011 Russo
2013/0295550 A1 11/2013 Mullaguru
2014/0014539 A1 1/2014 Jatwes
2015/0047999 A1 2/2015 Spain

* cited by examiner

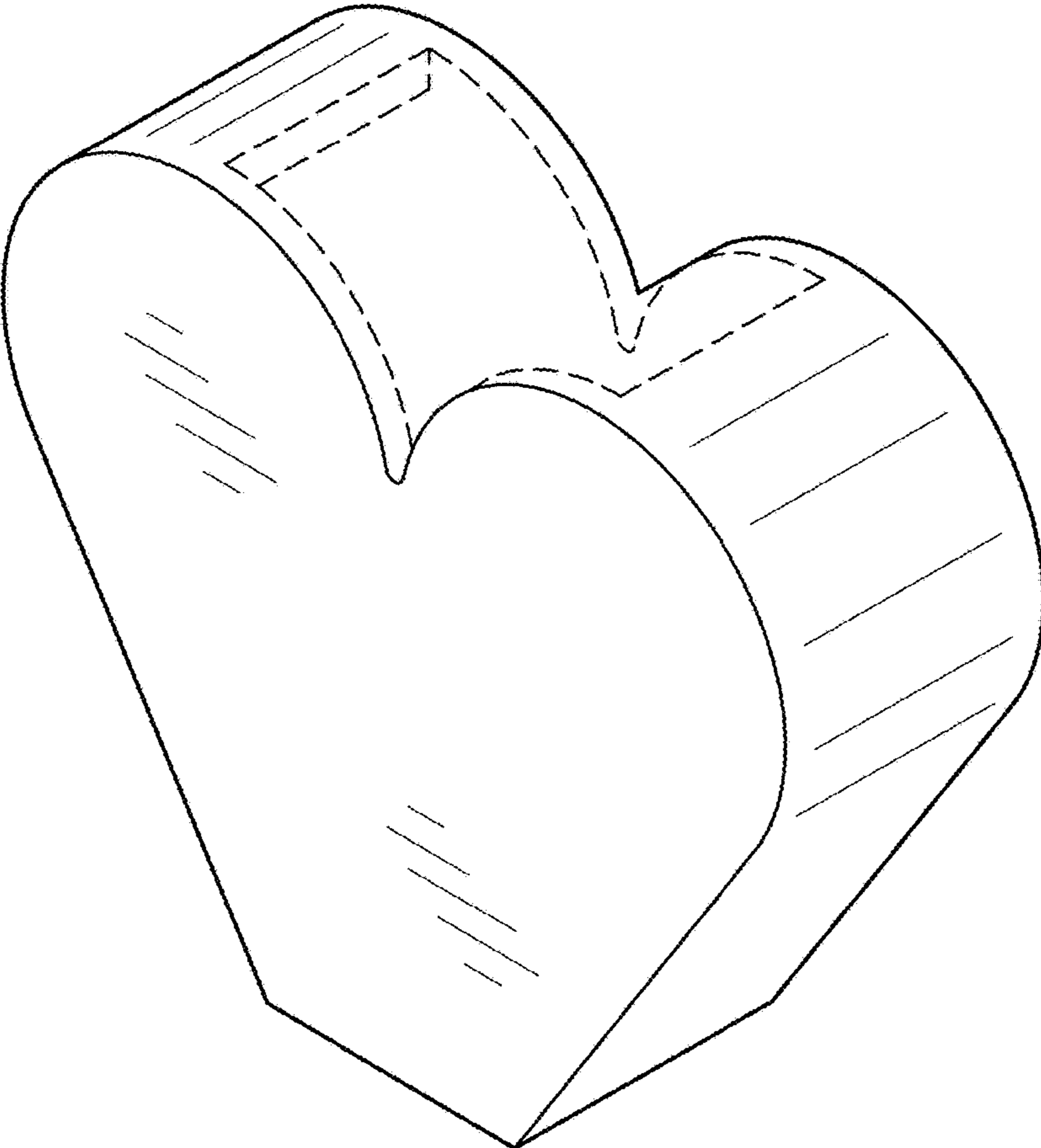


FIG. 1

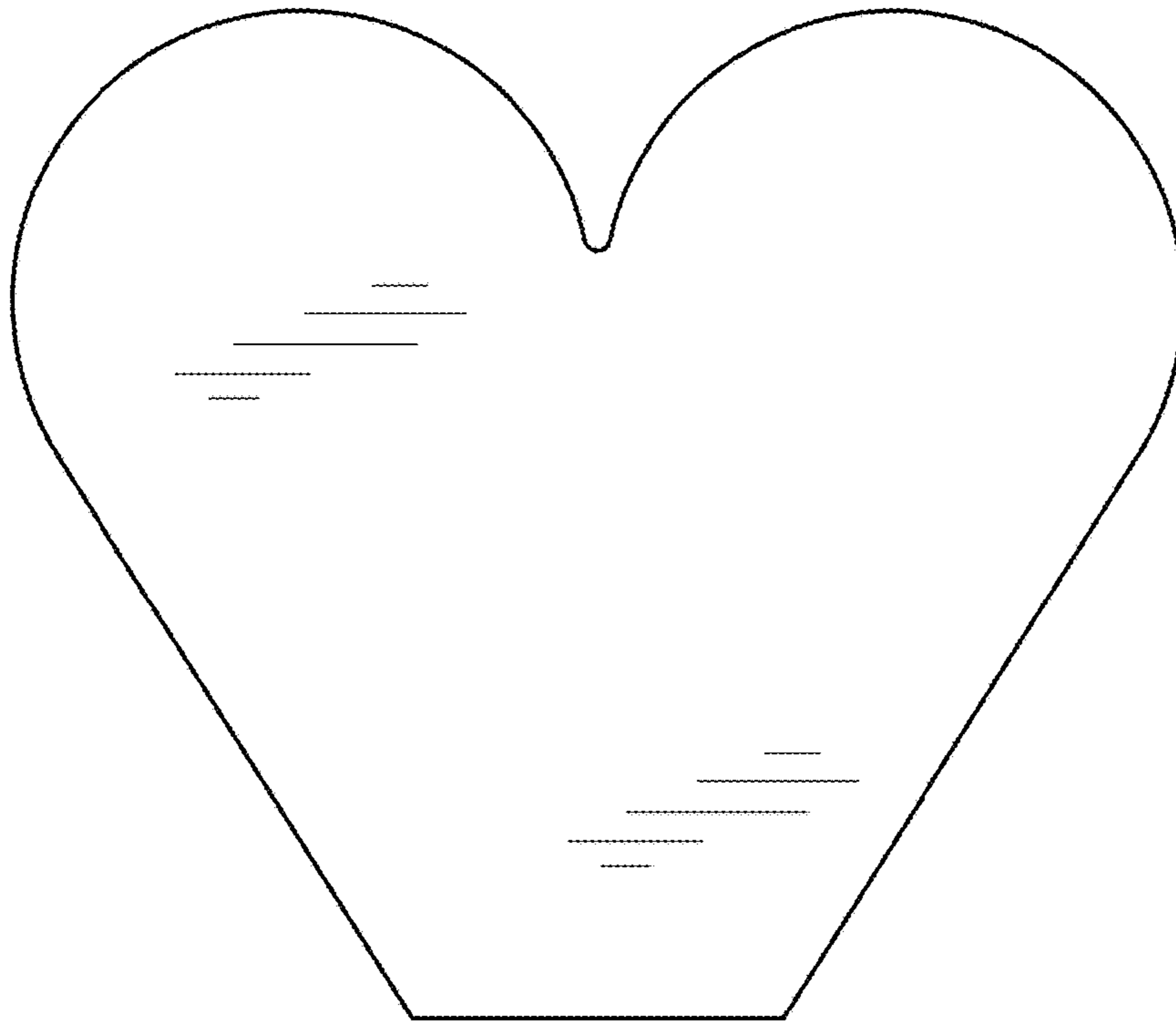


FIG. 2




FIG. 3

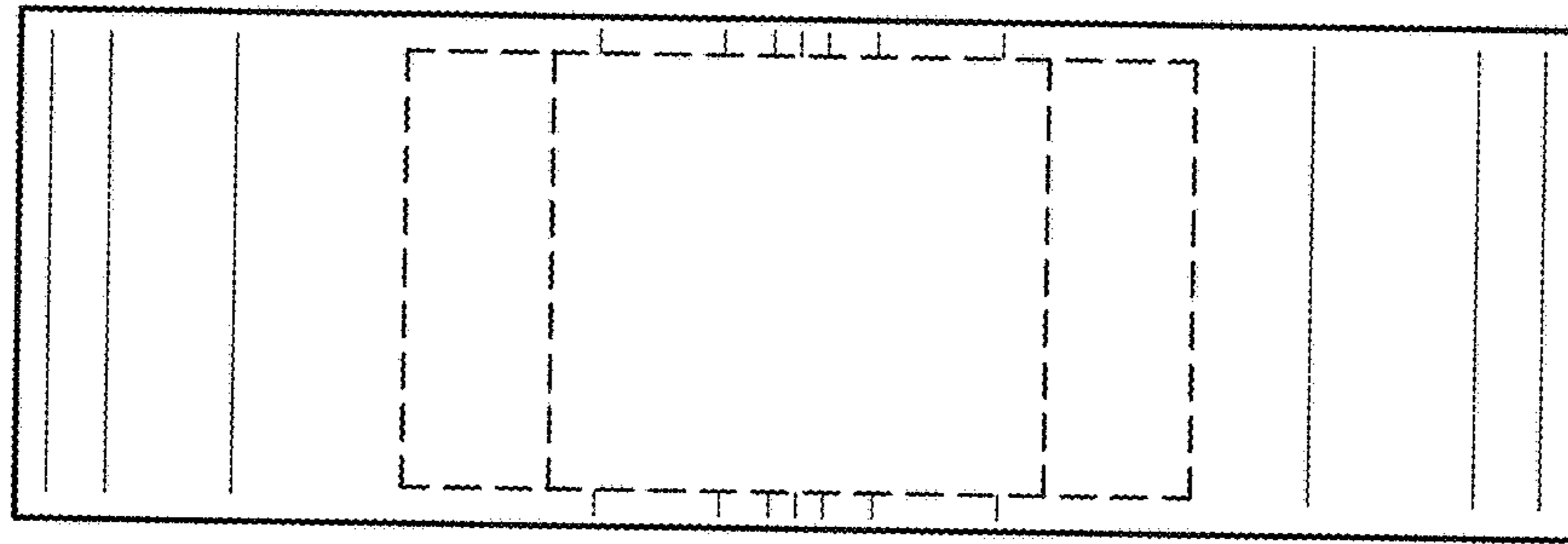


FIG. 4

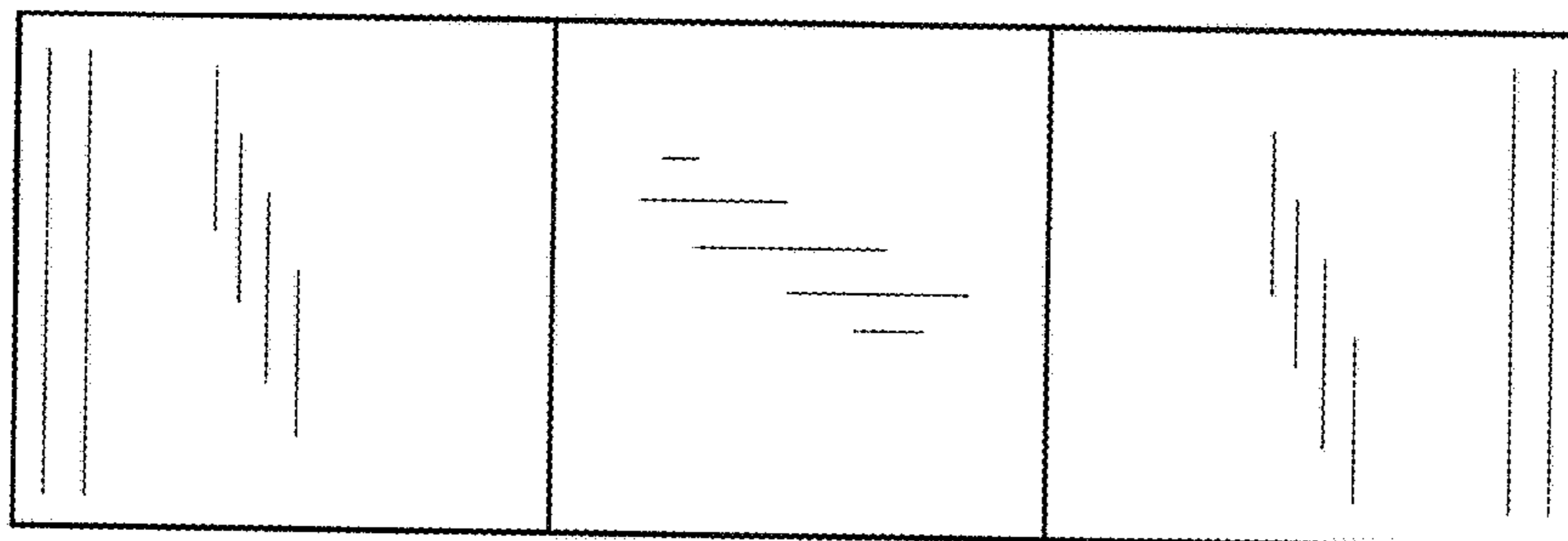


FIG. 5

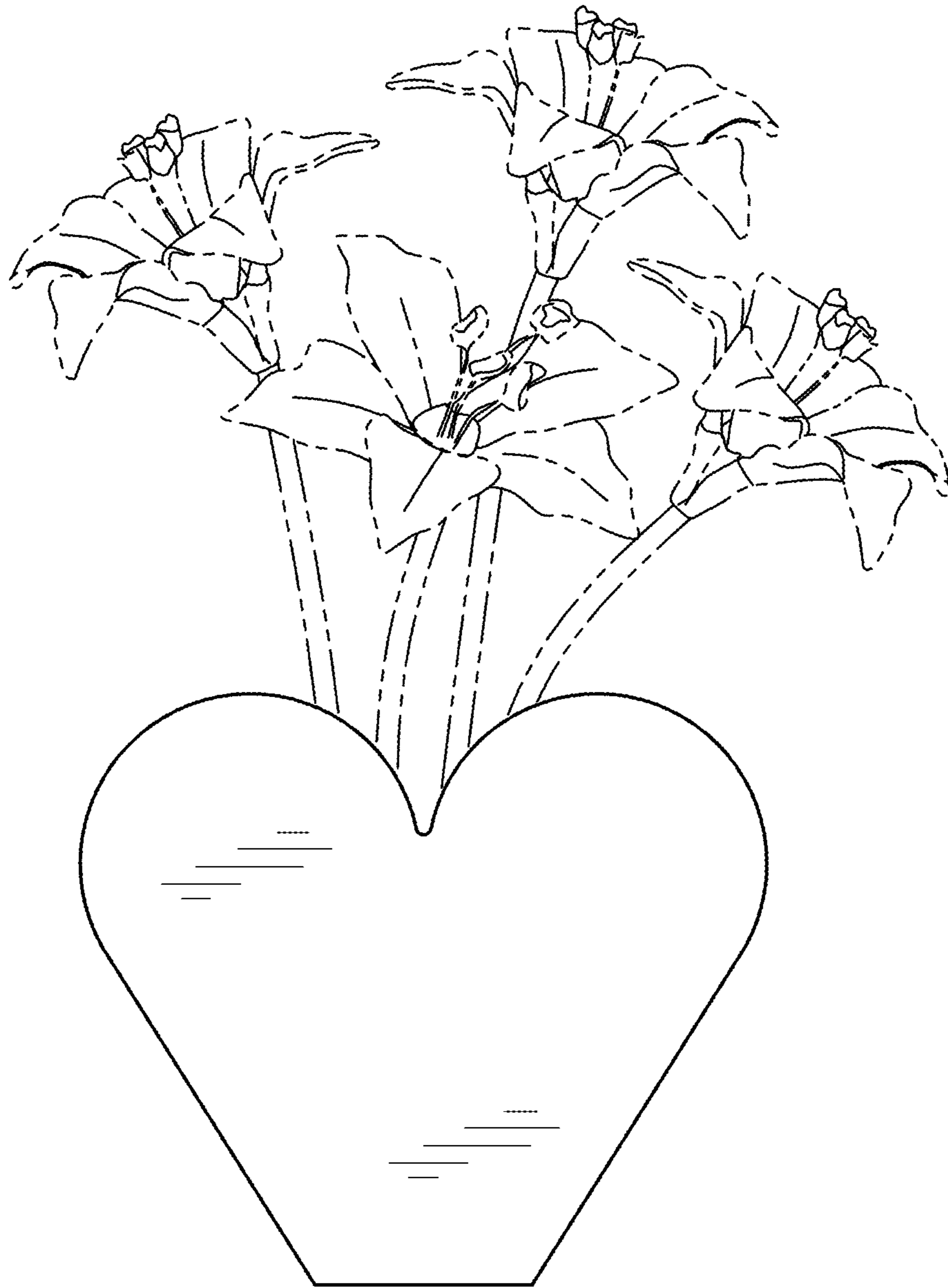


FIG. 6