



US00D844475S

(12) **United States Design Patent**
Blumenfeld et al.

(10) **Patent No.:** **US D844,475 S**

(45) **Date of Patent:** **** *Apr. 2, 2019**

(54) **SIGNALING DEVICE FOR EYEGLASSES**

(71) Applicant: **Dafna Ariely**, Caesarea (IL)

(72) Inventors: **Michael Blumenfeld**, Tel Aviv (IL);
Ran Litvak, Tel Aviv (IL); **Yoav Tikochinsky**, Tel Aviv (IL)

(73) Assignee: **Daphne Arieli**, Caesarea (IL)

(*) Notice: This patent is subject to a terminal disclaimer.

(**) Term: **14 Years**

(21) Appl. No.: **29/525,843**

(22) Filed: **May 4, 2015**

(30) **Foreign Application Priority Data**

Nov. 4, 2014 (IL) 56177

(51) **LOC (11) Cl.** **10-05**

(52) **U.S. Cl.**
USPC **D10/106.9**

(58) **Field of Classification Search**
USPC D10/106.9, 106.1
CPC E05B 73/0017; G09F 3/14
See application file for complete search history.

(56) **References Cited**

U.S. PATENT DOCUMENTS

D378,220 S * 2/1997 Thompson D10/106.1
6,433,686 B1 * 8/2002 Feibelman G09F 3/14
340/568.1
6,631,629 B1 * 10/2003 Fuss E05B 73/0017
220/272
7,772,982 B2 * 8/2010 Feibelman E05B 73/0017
340/572.8

D641,420 S * 7/2011 Zuesi-Kreuzer D10/106.9
8,511,119 B2 * 8/2013 Mazzucchelli E05B 73/0017
24/704.1
D698,684 S * 2/2014 Kozlowski, Jr. D10/106.9
D743,286 S * 11/2015 Chandramowle D10/106.9
D771,513 S * 11/2016 Chandramowle D10/106.9
D778,750 S * 2/2017 Phillips D10/106.9

* cited by examiner

Primary Examiner — George D. Kirschbaum

(74) *Attorney, Agent, or Firm* — William H. Dippert;
Laurence A. Croonborg; Werner H. Stemer

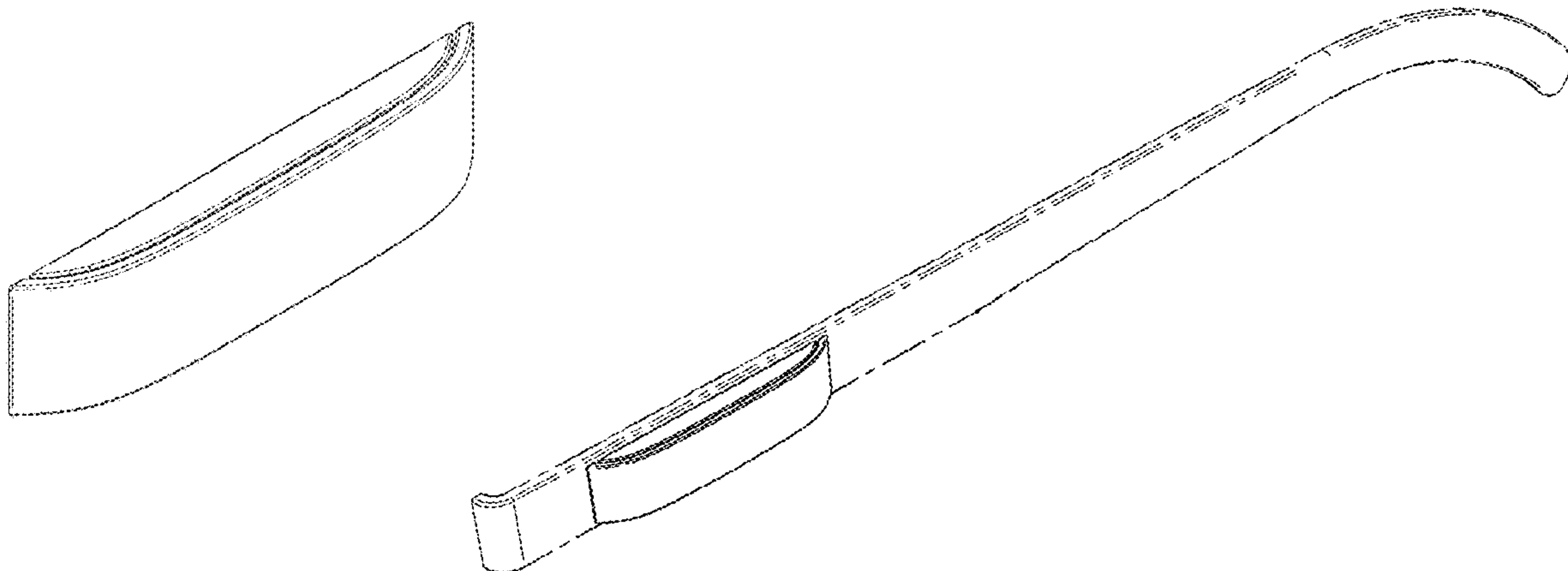
(57) **CLAIM**

We claim the ornamental design for a signaling device for eyeglasses, as shown and described.

DESCRIPTION

FIG. 1 is an isometric view of an embodiment the claimed design;
FIG. 2 is a top view of the claimed design shown in FIG. 1;
FIG. 3 is a bottom view of the claimed design shown in FIG. 1;
FIG. 4 is a front view of the claimed design shown in FIG. 1;
FIG. 5 is a rear view of the claimed design shown in FIG. 1;
FIG. 6 is a right side view of the claimed design shown in FIG. 1;
FIG. 7 is left side view of the claimed design shown in FIG. 1; and,
FIG. 8 is a perspective view thereof.
The broken line showing of an eyeglass frame arm is included for the purpose of illustrating portions of the “article” and forms no part of the claimed design.

1 Claim, 2 Drawing Sheets



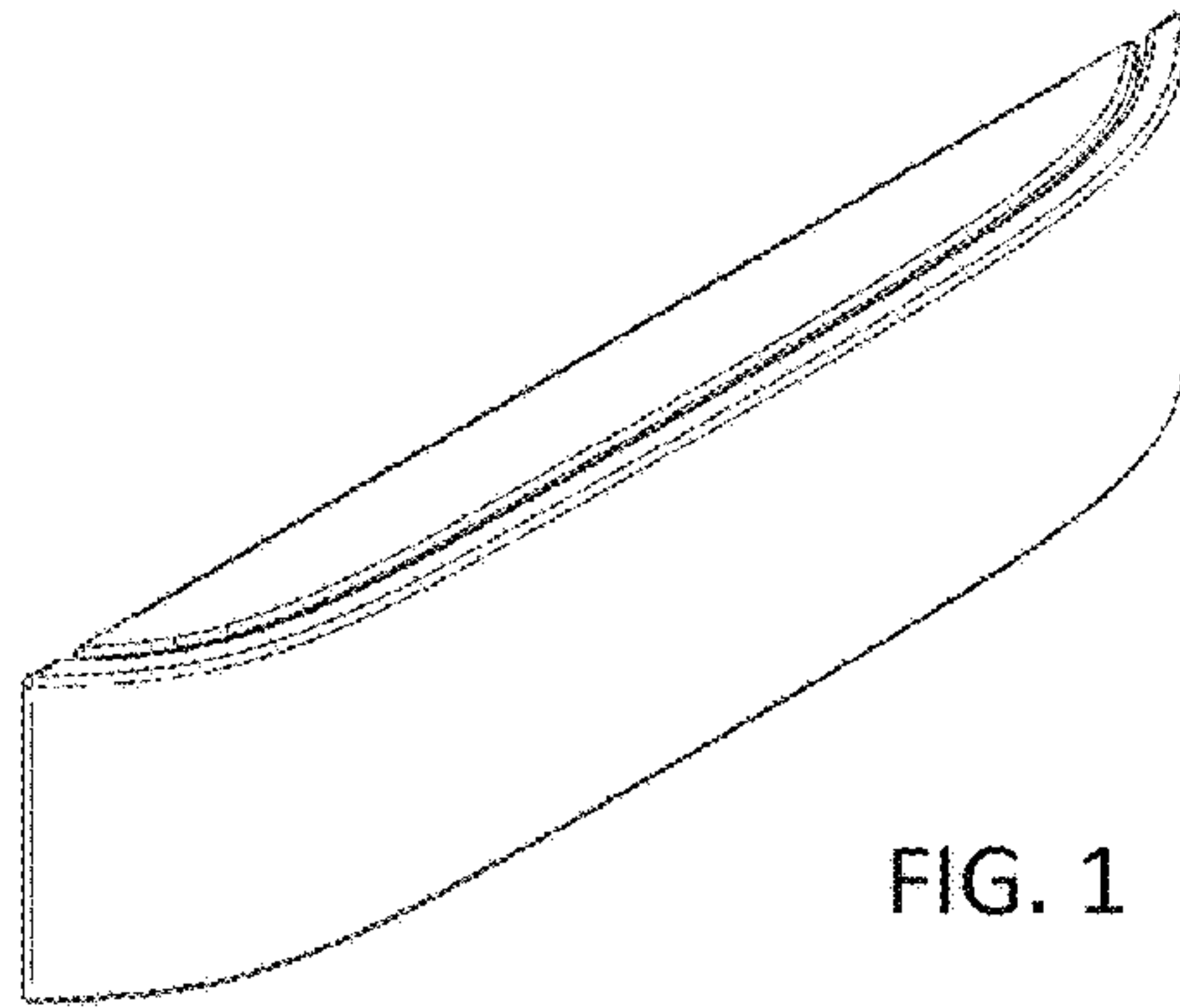


FIG. 1



FIG. 2



FIG. 3




FIG. 4




FIG. 5




FIG. 6




FIG. 7

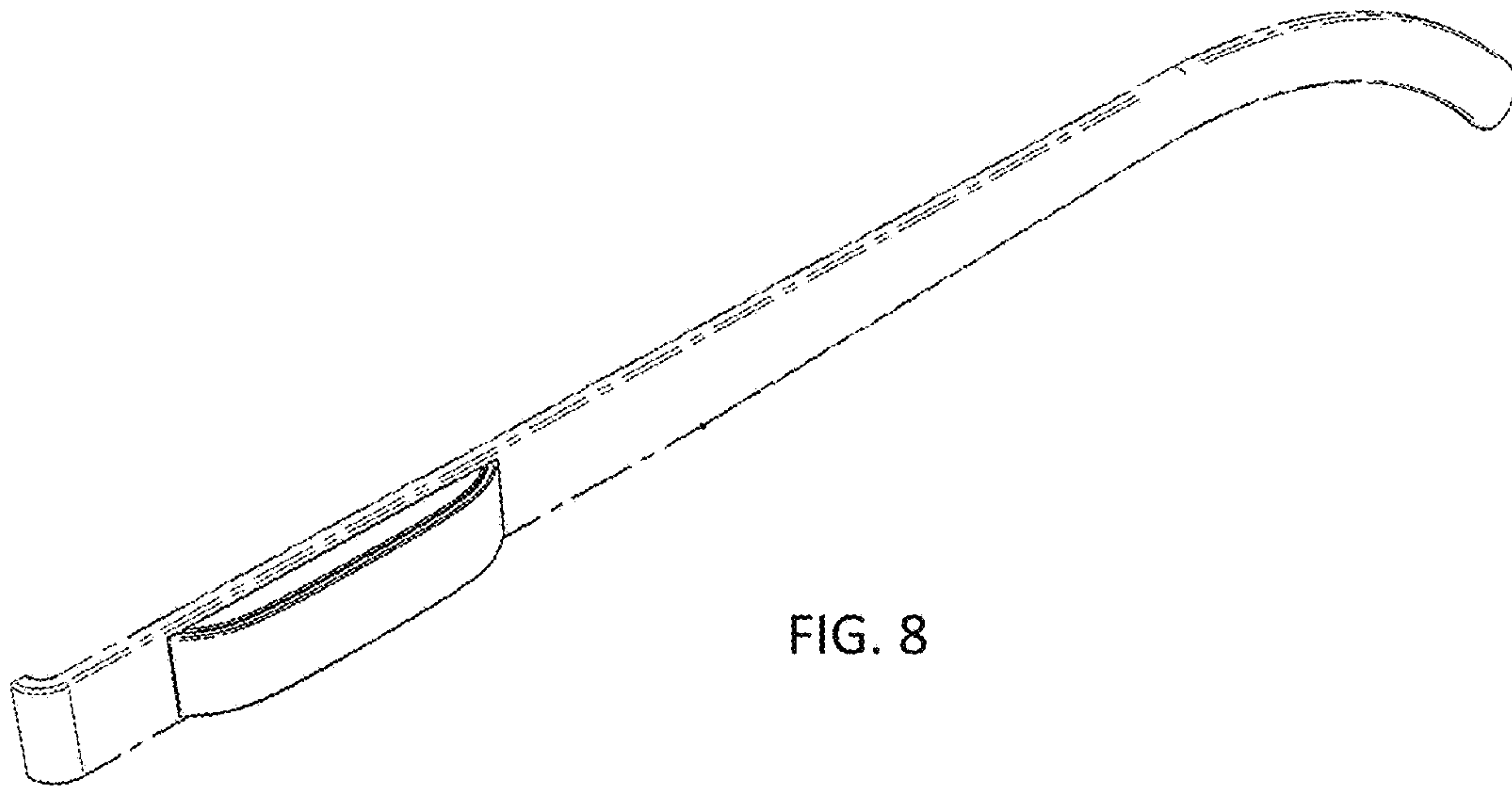


FIG. 8