



US00D844465S

(12) **United States Design Patent** (10) **Patent No.:** **US D844,465 S**
Avranches et al. (45) **Date of Patent:** **** Apr. 2, 2019**

(54) **REGULATOR FOR A HEATING INSTALLATION**
(71) Applicant: **Robert Bosch GmbH**, Stuttgart (DE)
(72) Inventors: **Alexandre Avranches**, München (DE);
Markus Mottscheller, Nürnberg (DE)
(73) Assignee: **Robert Bosch GmbH**, Stuttgart (DE)
(**) Term: **15 Years**
(21) Appl. No.: **29/597,208**
(22) Filed: **Mar. 15, 2017**
(51) **LOC (11) Cl.** **10-05**
(52) **U.S. Cl.**
USPC **D10/49**
(58) **Field of Classification Search**
USPC D10/49, 50, 60, 103, 104.1, 106.1,
D10/106.95; D13/162, 162.1, 163, 164,
D13/168, 177; D14/126, 129, 218, 336,
D14/337, 341, 371, 375
CPC F23N 5/18; F23N 5/20; F23N 5/22; F23N
5/184; F23N 5/187; F23N 5/203; F23N
5/206; F23N 2025/12; F23N 2041/02;
F24F 11/00; F24F 11/001; F24F 11/0009;
F24F 11/0012; F24F 2011/0057; F24F
2011/0073; F24F 2011/0091
See application file for complete search history.

(56) **References Cited**
U.S. PATENT DOCUMENTS
D180,831 S * 8/1957 Hose D10/51
D733,589 S * 7/2015 Cusell D10/50
D736,717 S * 8/2015 Duffy D13/162
D744,433 S * 12/2015 Baumgartner D10/49
D769,830 S * 10/2016 Clymer D13/168
(Continued)

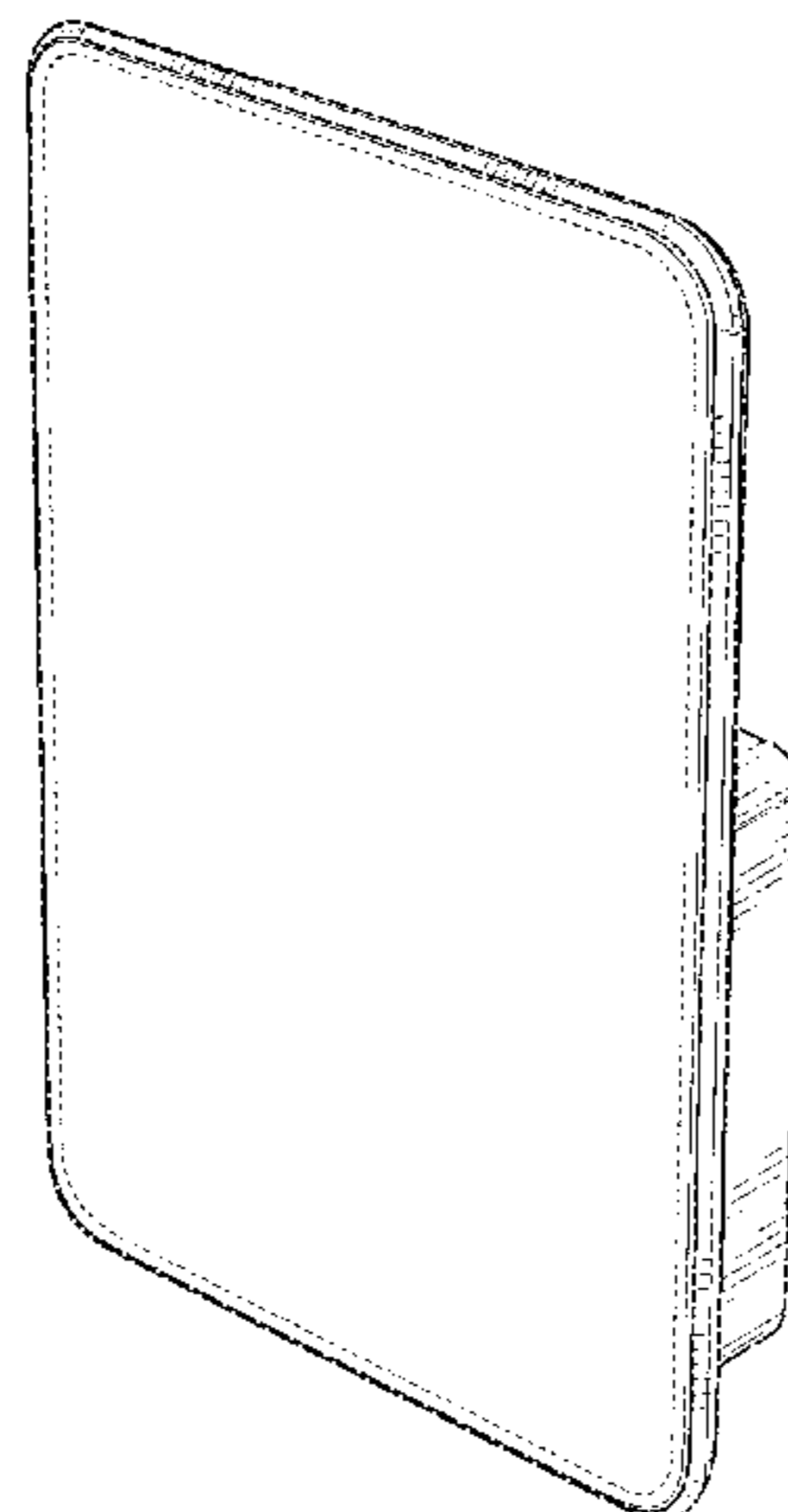
FOREIGN PATENT DOCUMENTS
EM 002299909-0002 * 9/2013

OTHER PUBLICATIONS
<http://www.german-design-award.com/en/the-winners/gallery/detail/11682-bosch-easycontrol.html> (Year: 2017).*
(Continued)
Primary Examiner — Leanne Was-Englehart
(74) *Attorney, Agent, or Firm* — Maginot, Moore & Beck LLP

(57) **CLAIM**
The ornamental design for a regulator for a heating installation, as shown and described.

DESCRIPTION
Cross reference is made to copending U.S. design patent application Ser. No. 29/597,203 entitled “Regulator for a Heating Installation” by Avranches et al., filed on even date herewith; and copending U.S. design patent application Ser. No. 29/597,207 entitled “Regulator for a Heating Installation” by Avranches et al., filed on even date herewith.
FIG. 1 is a perspective view of a regulator for a heating installation showing our new design;
FIG. 2 is a front elevational view of the regulator for a heating installation of FIG. 1;
FIG. 3 is a right side elevational view of the regulator for a heating installation of FIG. 1;
FIG. 4 is a left side elevational view of the regulator for a heating installation of FIG. 1;
FIG. 5 is a top plan view of the regulator for a heating installation of FIG. 1;
FIG. 6 is a bottom plan view of the regulator for a heating installation of FIG. 1; and,
FIG. 7 is a rear elevational view of the regulator for a heating installation of FIG. 1.
The broken lines shown in the drawings illustrate portions of the regulator for a heating installation that form no part of the claimed design.

1 Claim, 5 Drawing Sheets



(56)

References Cited

U.S. PATENT DOCUMENTS

D770,395 S * 11/2016 Clymer D13/168
D772,735 S * 11/2016 Mansueto D10/50
D787,032 S * 5/2017 Stenka D23/322
D796,352 S * 9/2017 Morneau D10/49
D808,957 S * 1/2018 Tian D14/341

OTHER PUBLICATIONS

<https://www.cnet.com/news/chameleon-aims-to-amaze-the-android-tablet-experience/> Posted May 24, 2012 (Year: 2012).*

<http://stuttgart-sanitaer.de/service/firma-brodbeck-unsere-dienstleistungen/heizungsregelung-effizient-mit-smarter-regelung-ueber-w-lan/> Uploaded Nov. 2016 (Year: 2016).*

<https://www.installatie.nl/nieuws/easy-opvolger/> Poasted Mar. 14, 2017 (Year: 2017).*

* cited by examiner

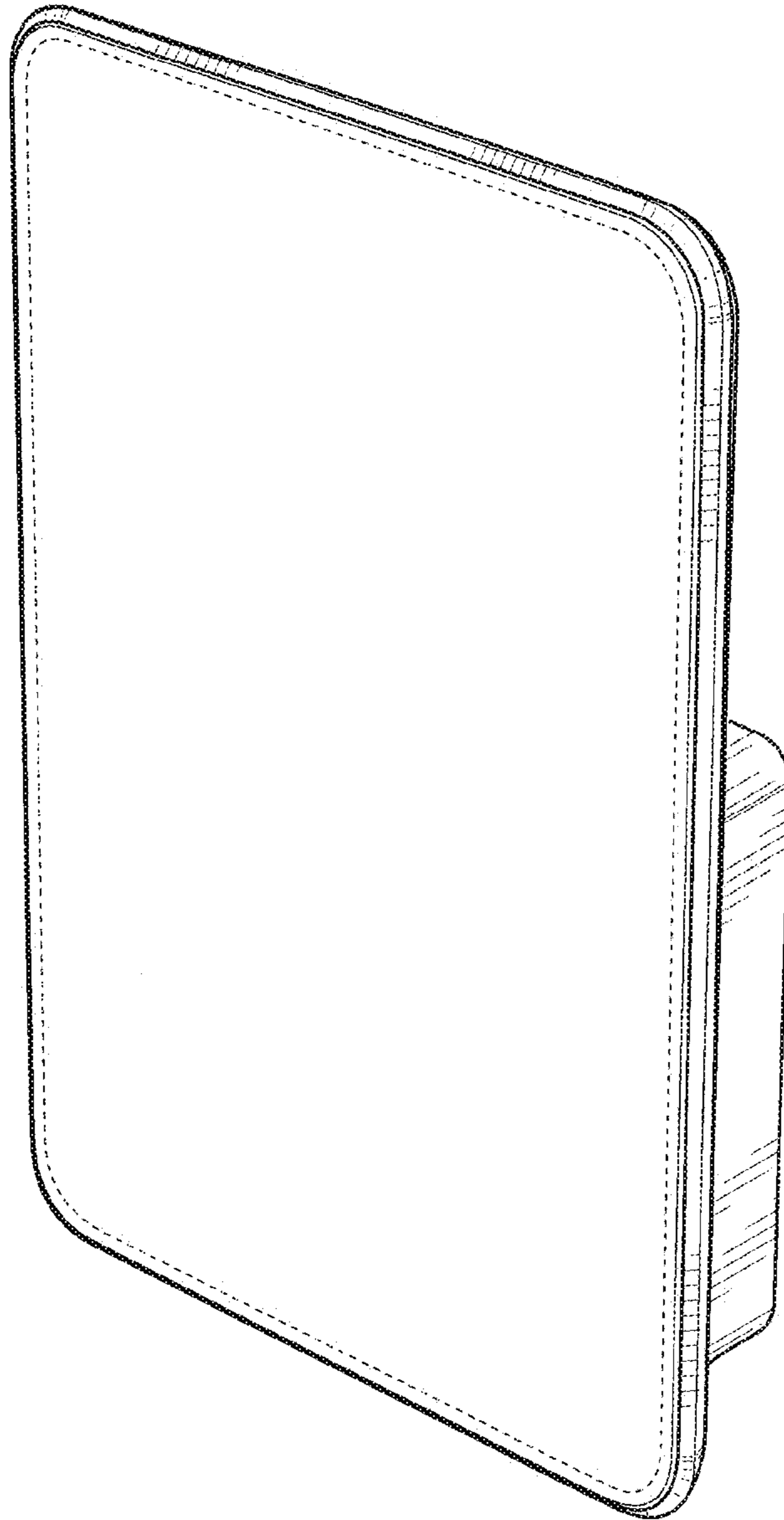


FIG. 1




FIG. 2

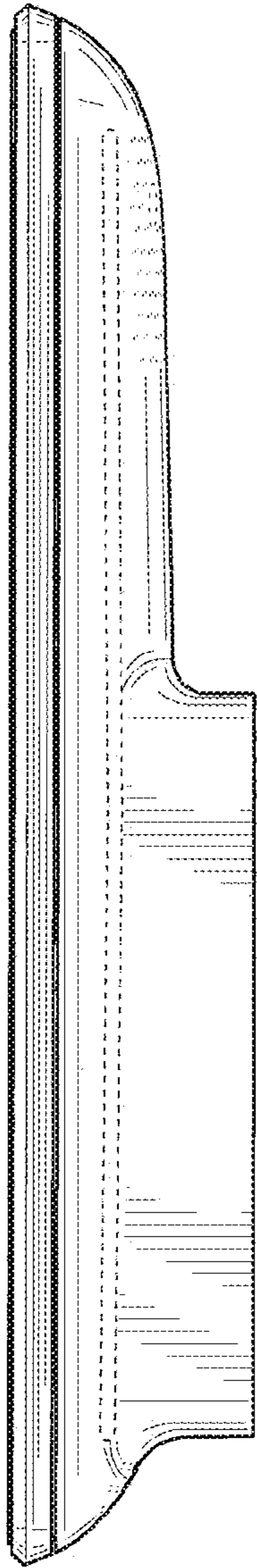


FIG. 3

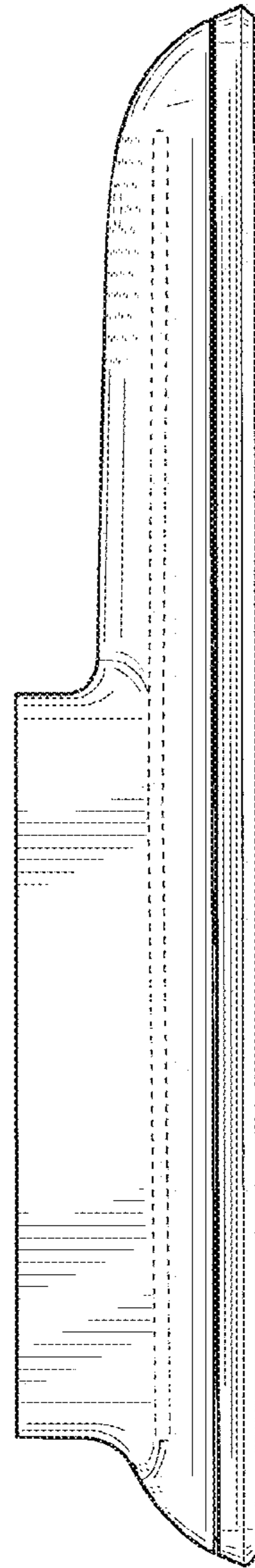


FIG. 4




FIG. 5

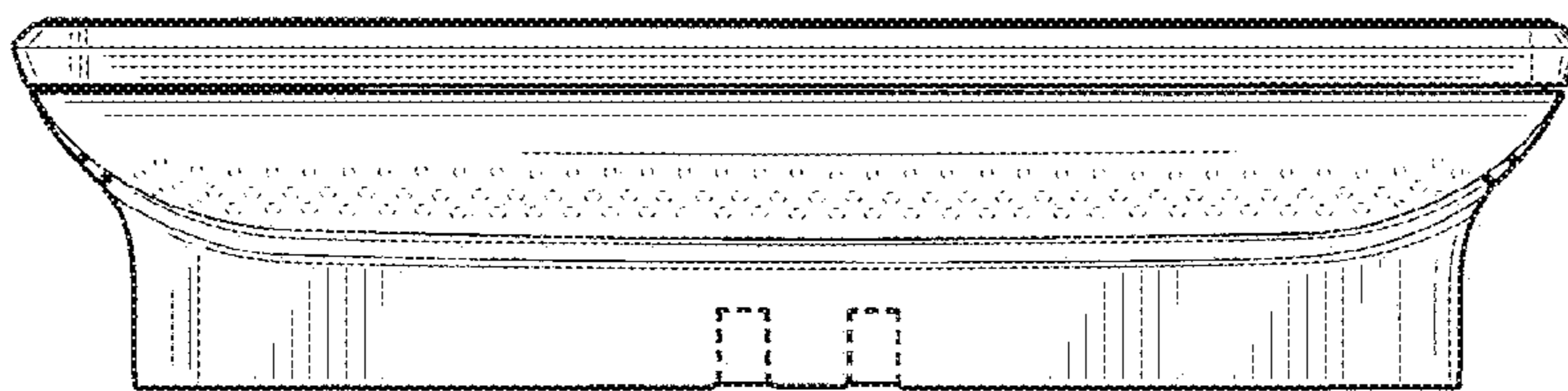


FIG. 6




FIG. 7