



US00D844428S

(12) **United States Design Patent** (10) **Patent No.:** **US D844,428 S**  
**Stadelmaier et al.** (45) **Date of Patent:** **\*\* Apr. 2, 2019**

(54) **BLISTER PACKAGE**

(71) Applicant: **Johnson & Johnson Consumer Inc.,**  
Skillman, NJ (US)

(72) Inventors: **Cindy Stadelmaier**, Furlong, PA (US);  
**Michael G. Cannamela**, Atlantic  
Highland, NJ (US); **Max Hunter**  
**Knecht**, Brooklyn, NY (US)

(73) Assignee: **Johnson & Johnson Consumer Inc.,**  
Skillman, NJ (US)

(\* ) Notice: This patent is subject to a terminal dis-  
claimer.

(\*\*) Term: **15 Years**

(21) Appl. No.: **29/621,724**

(22) Filed: **Oct. 11, 2017**

(51) **LOC (11) Cl.** ..... **09-03**

(52) **U.S. Cl.**  
USPC ..... **D9/415**

(58) **Field of Classification Search**  
USPC ..... D9/414, 415, 416, 418, 424, 432, 438,  
D9/702, 705, 707, 709, 730, 732, 744,  
(Continued)

(56) **References Cited**

**U.S. PATENT DOCUMENTS**

D364,343 S \* 11/1995 Mello ..... D9/415  
D451,382 S \* 12/2001 Adkins ..... D9/415  
(Continued)

**FOREIGN PATENT DOCUMENTS**

WO WO 2009/009680 A 1/2009  
WO WO 2015/056140 A 4/2015

**OTHER PUBLICATIONS**

U.S. Appl. No. 29/621,722, filed Oct. 11, 2017, Johnson & Johnson  
Consumer Inc.

(Continued)

*Primary Examiner* — Wan Laymon  
*Assistant Examiner* — Clint A Samuel

(57) **CLAIM**

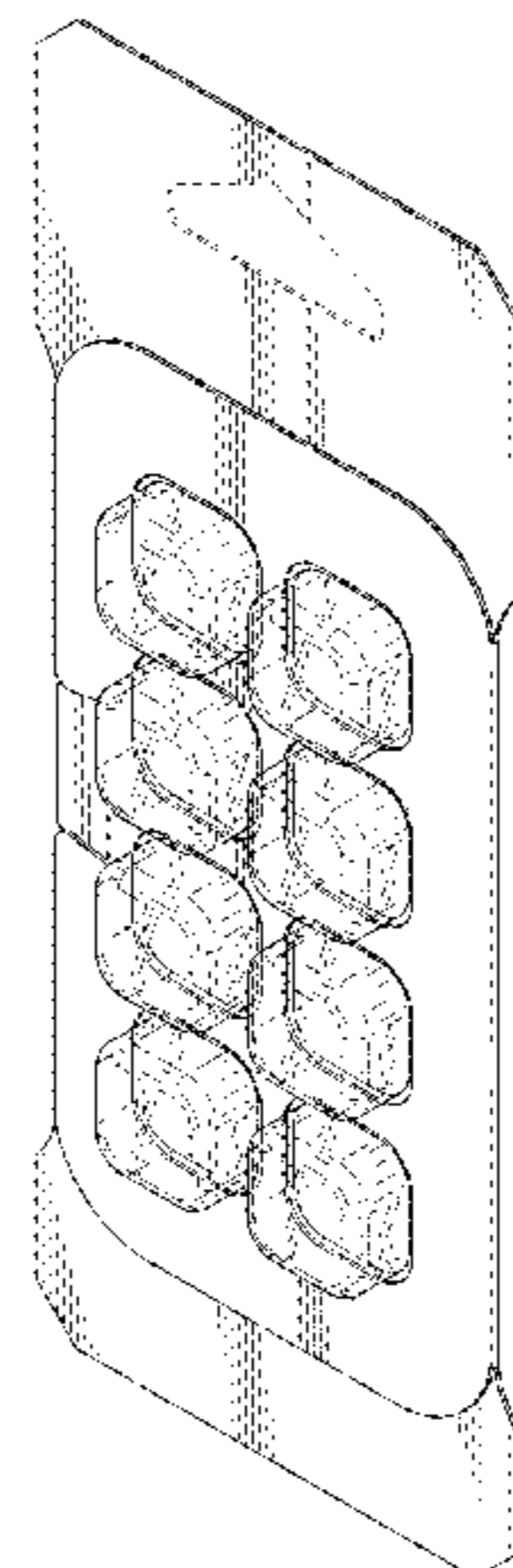
The ornamental design for a blister package, as shown and  
described.

**DESCRIPTION**

FIG. 1 is a top back perspective view of a first embodiment  
of a blister package of the present invention.  
FIG. 2 is a top front perspective view of the blister package  
depicted in FIG. 1.  
FIG. 3 is a back view of the blister package depicted in FIG.  
1.  
FIG. 4 is a left side view of the blister package depicted in  
FIG. 1.  
FIG. 5 is a front view of the blister package depicted in FIG.  
1.  
FIG. 6 is a right side view of the blister package depicted in  
FIG. 1.  
FIG. 7 is a top view of the blister package depicted in FIG.  
1.  
FIG. 8 is a bottom view of the blister package depicted in  
FIG. 1.  
FIG. 9 is a top back perspective view of the back of a second  
embodiment of a blister package of the present invention.  
FIG. 10 is a top front perspective view of the blister package  
depicted in FIG. 9.  
FIG. 11 is a back view of the blister package depicted in FIG.  
9.  
FIG. 12 is a left side view of the blister package depicted in  
FIG. 9.  
FIG. 13 is a front view of the blister package depicted in  
FIG. 9.  
FIG. 14 is a right side view of the blister package depicted  
in FIG. 9.  
FIG. 15 is a top view of the blister package depicted in FIG.  
9; and,  
FIG. 16 is a bottom view of the blister package depicted in  
FIG. 9.

The ornamental design which is claimed is shown in solid  
lines in the drawings.

(Continued)



The dashed broken lines are shown for the purpose of depicting unclaimed subject matter.

**1 Claim, 10 Drawing Sheets**

**(58) Field of Classification Search**

USPC ..... D9/749, 759; 206/514, 775, 779;  
                   D7/500, 543, 549, 554.1, 553.1, 550.1  
 CPC . B65D 1/00; B65D 5/00; B65D 11/00; B65D  
           17/00; B65D 85/00; B65D 85/62; B65D  
                   2571/00; B65D 2221/00

See application file for complete search history.

**(56) References Cited**

U.S. PATENT DOCUMENTS

D503,883	S	*	4/2005	Cox	.....	D9/415
D537,735	S	*	3/2007	Fountoulakis	.....	D9/415
D548,619	S	*	8/2007	Ferguson	.....	D9/715
D548,620	S	*	8/2007	Ferguson	.....	D9/715
D549,111	S	*	8/2007	Ferguson	.....	D9/715
7,481,331	B2		1/2009	Webster et al.		
D588,471	S	*	3/2009	Fluegel	.....	D9/732
7,726,486	B2		6/2010	Jones		
7,866,476	B2		1/2011	McGonagle et al.		
7,896,161	B2		3/2011	Reilley et al.		
D637,090	S	*	5/2011	Stuiber	.....	D9/732
D641,233	S	*	7/2011	Pugh	.....	D9/415
D642,482	S	*	8/2011	Stuiber	.....	D9/732
D642,483	S	*	8/2011	Stuiber	.....	D9/732
D646,561	S	*	10/2011	Pugh	.....	D9/415
D649,885	S	*	12/2011	Stuiber	.....	D9/732

D652,322	S	*	1/2012	Stuiber	.....	D9/732
D655,622	S	*	3/2012	Sadler	.....	D9/732
D655,623	S	*	3/2012	Mehren	.....	D9/732
D655,624	S	*	3/2012	Mehren	.....	D9/732
D655,625	S	*	3/2012	Mehren	.....	D9/732
D655,626	S	*	3/2012	Mehren	.....	D9/732
D655,627	S	*	3/2012	Mehren	.....	D9/732
D655,628	S	*	3/2012	Mehren	.....	D9/732
D665,250	S	*	8/2012	Kirk	.....	D9/416
D670,178	S	*	11/2012	Carson	.....	D9/416
D680,882	S	*	4/2013	Logue	.....	D9/732
D681,479	S	*	5/2013	Logue	.....	D9/732
D688,570	S	*	8/2013	Logue	.....	D9/732
D689,374	S	*	9/2013	Logue	.....	D9/732
D693,695	S	*	11/2013	Limback	.....	D9/652
D695,103	S	*	12/2013	Kirk	.....	D9/416
D760,599	S	*	7/2016	Jayakaran	.....	D9/732
D761,124	S	*	7/2016	Taylor	.....	D9/732
D761,125	S	*	7/2016	Taylor	.....	D9/732
D761,126	S	*	7/2016	Taylor	.....	D9/732
D767,985	S	*	10/2016	Schouten	.....	D9/414
D781,695	S	*	3/2017	Schouten	.....	D9/415
D797,552	S	*	9/2017	Thurin	.....	D7/602
D820,690	S	*	6/2018	Canuto	.....	D9/757
D821,865	S	*	7/2018	Shaffer	.....	D9/418
2013/0256183	A1	*	10/2013	Ingraham	.....	A61J 1/035 206/531

OTHER PUBLICATIONS

U.S. Appl. No. 29/621,723, filed Oct. 11, 2017, Johnson & Johnson Consumer Inc.

U.S. Appl. No. 15/729,803, filed Oct. 11, 2017, Johnson & Johnson Consumer Inc.

\* cited by examiner

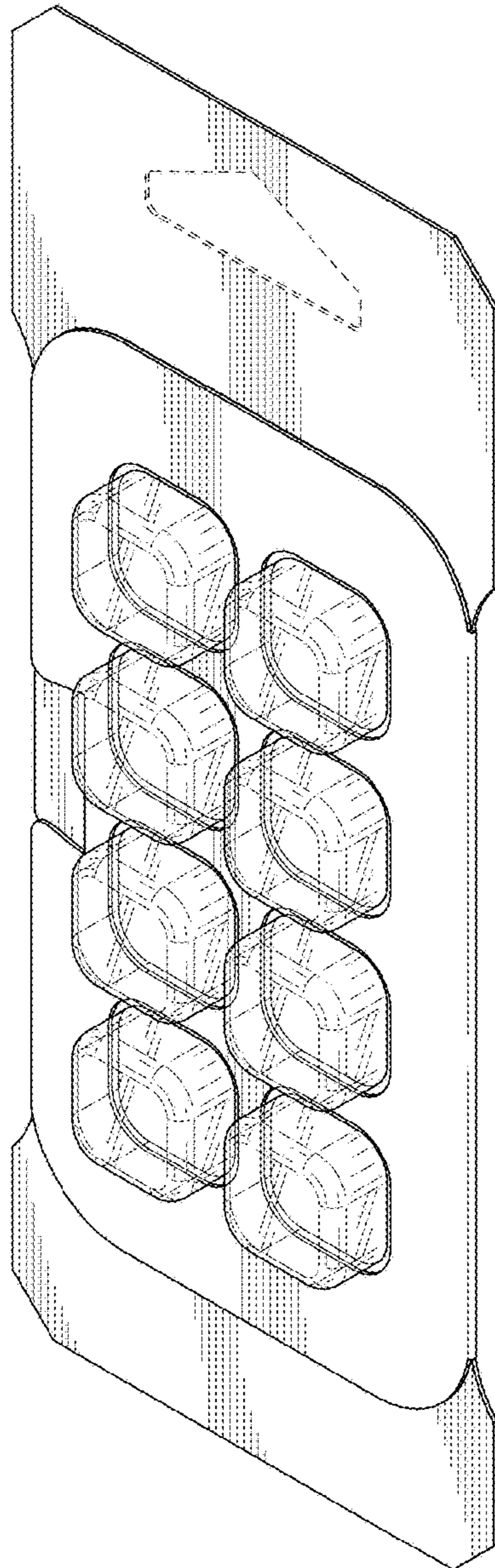


FIG. 1

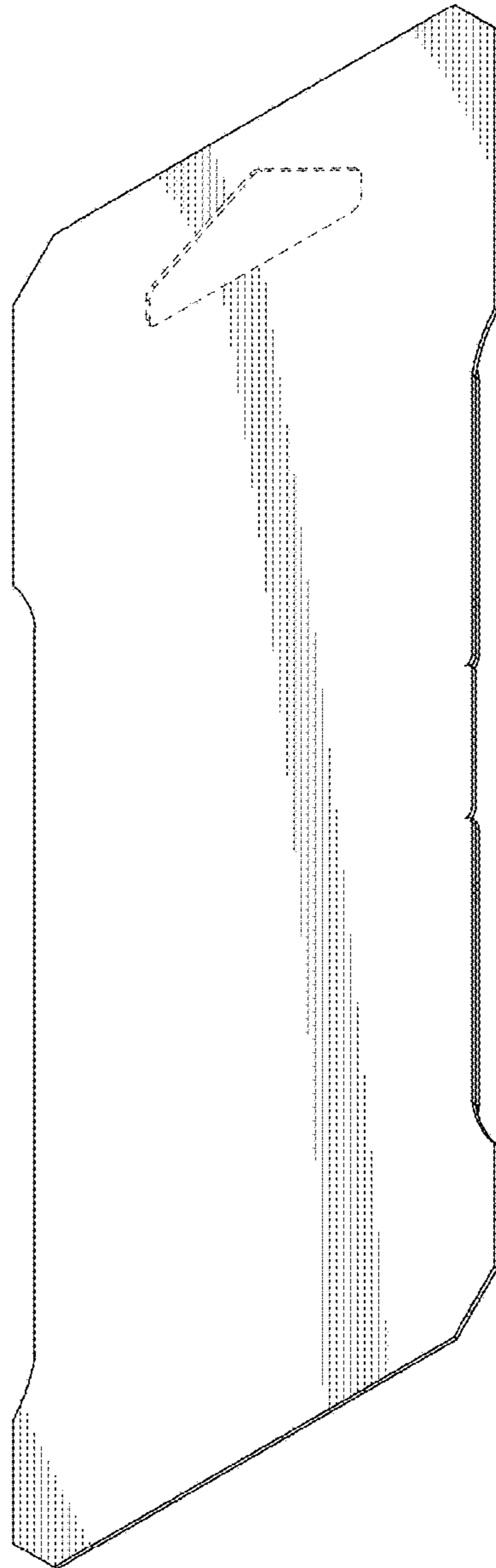


FIG. 2

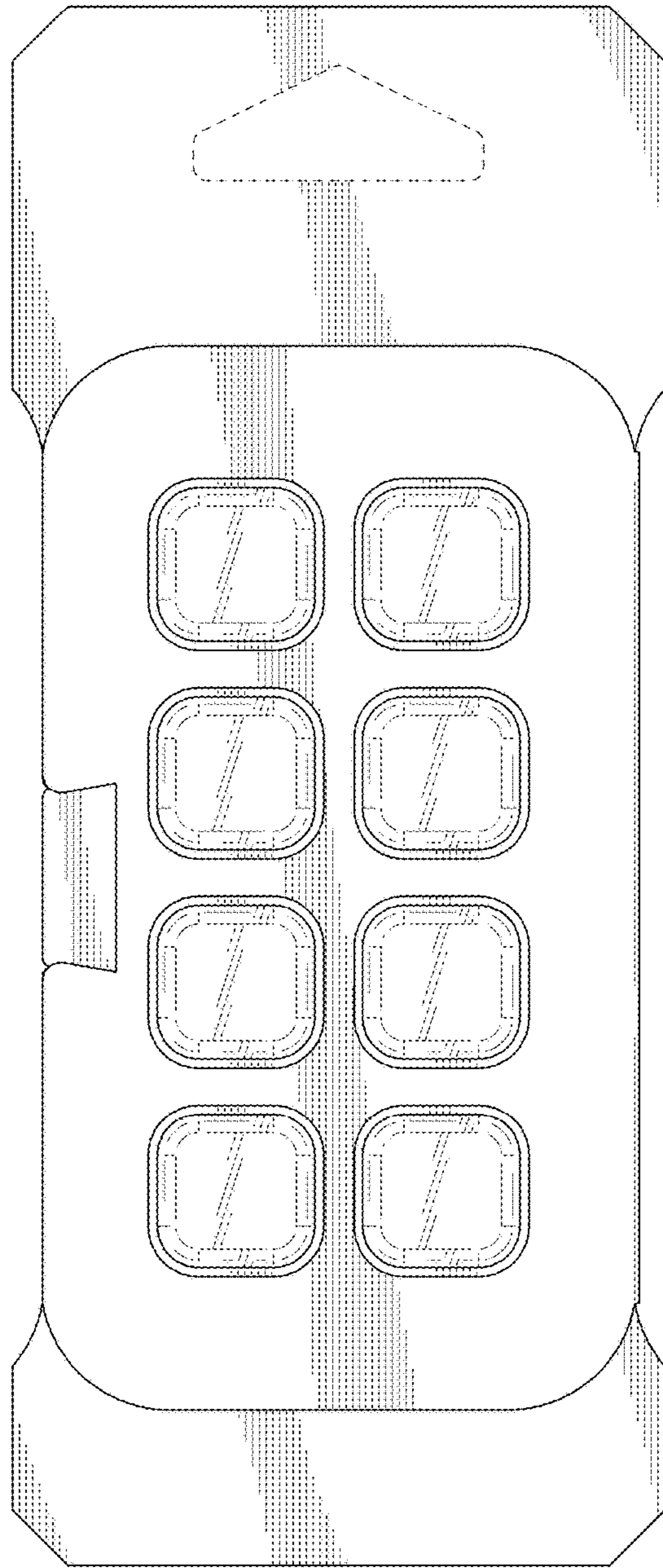


FIG. 3

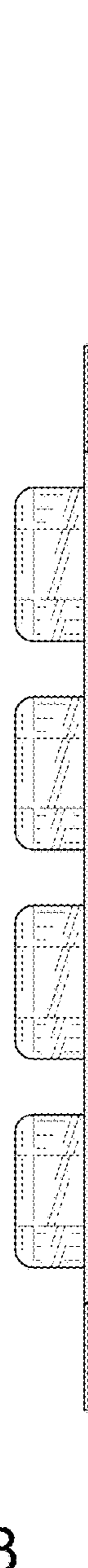


FIG. 4

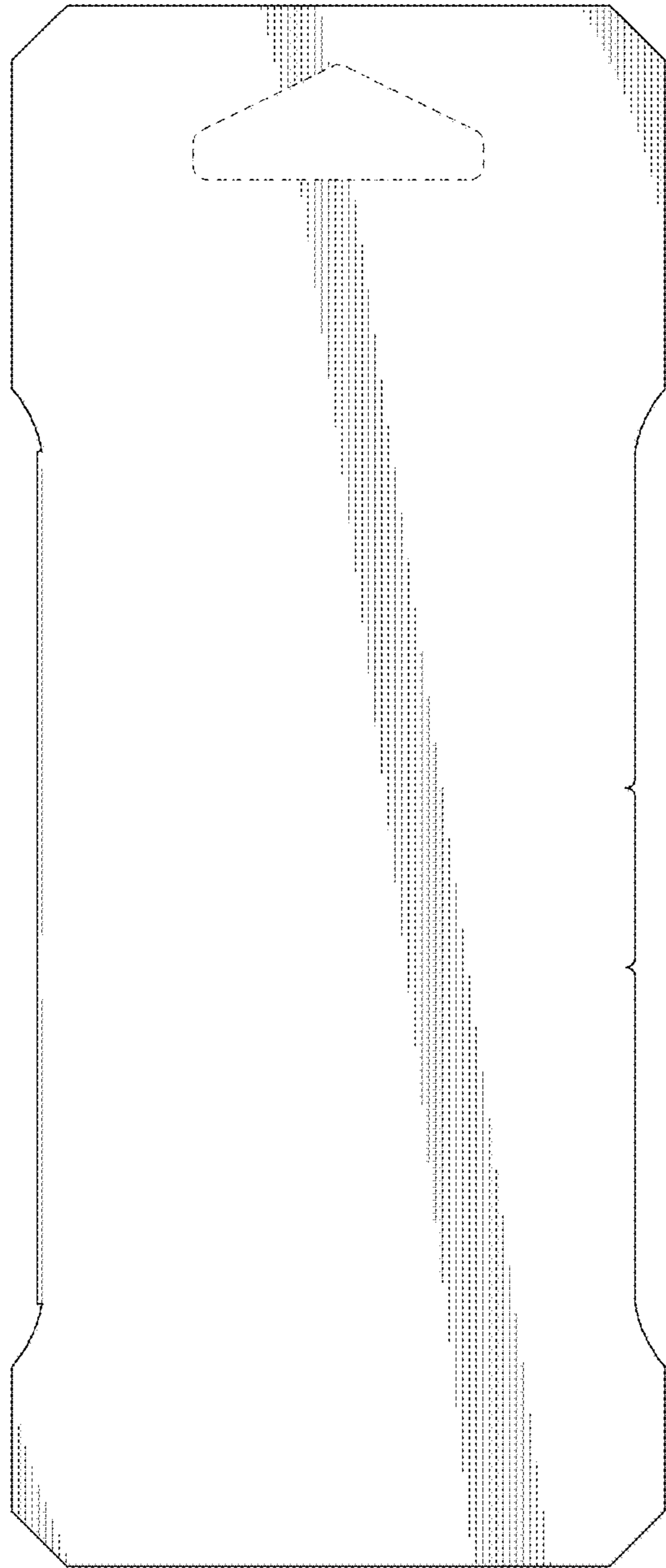


FIG. 5

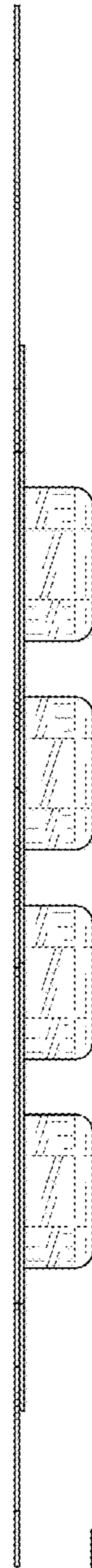


FIG. 6

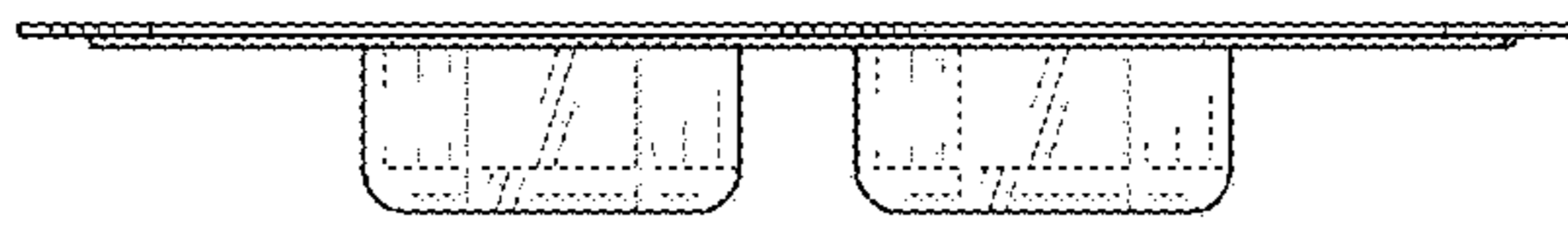


FIG. 7

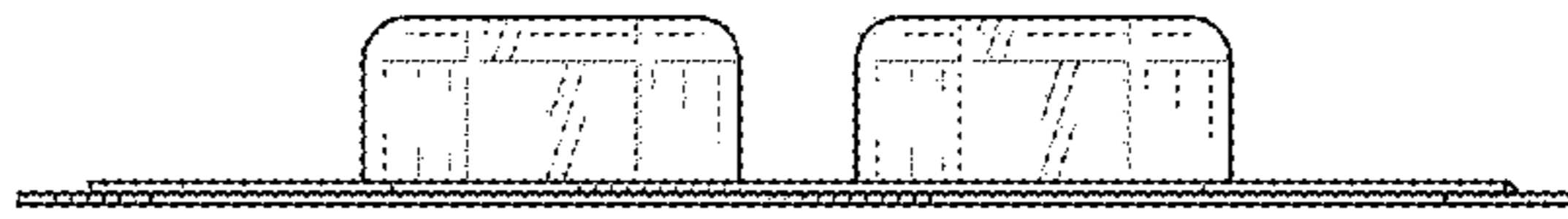


FIG. 8

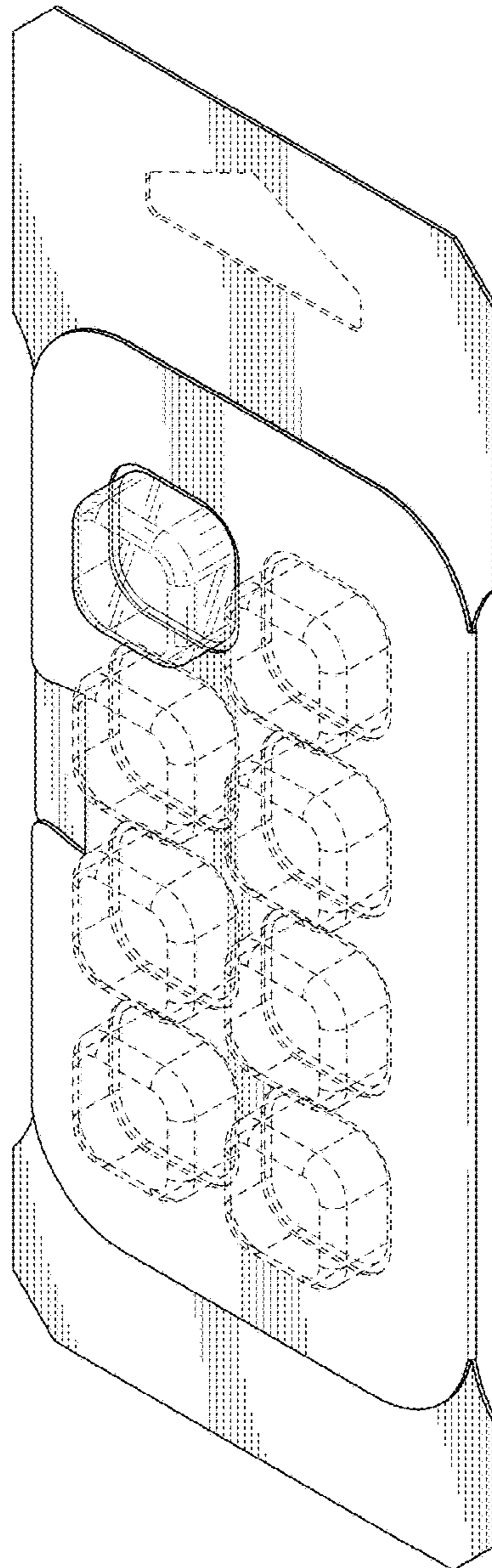


FIG. 9



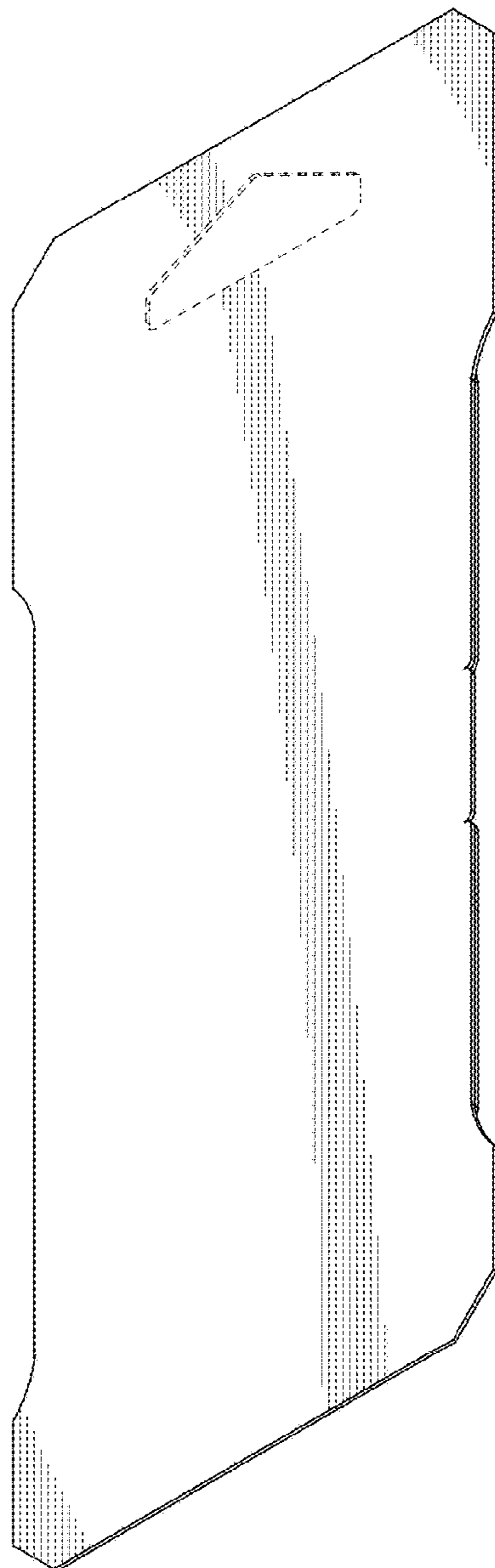


FIG. 10

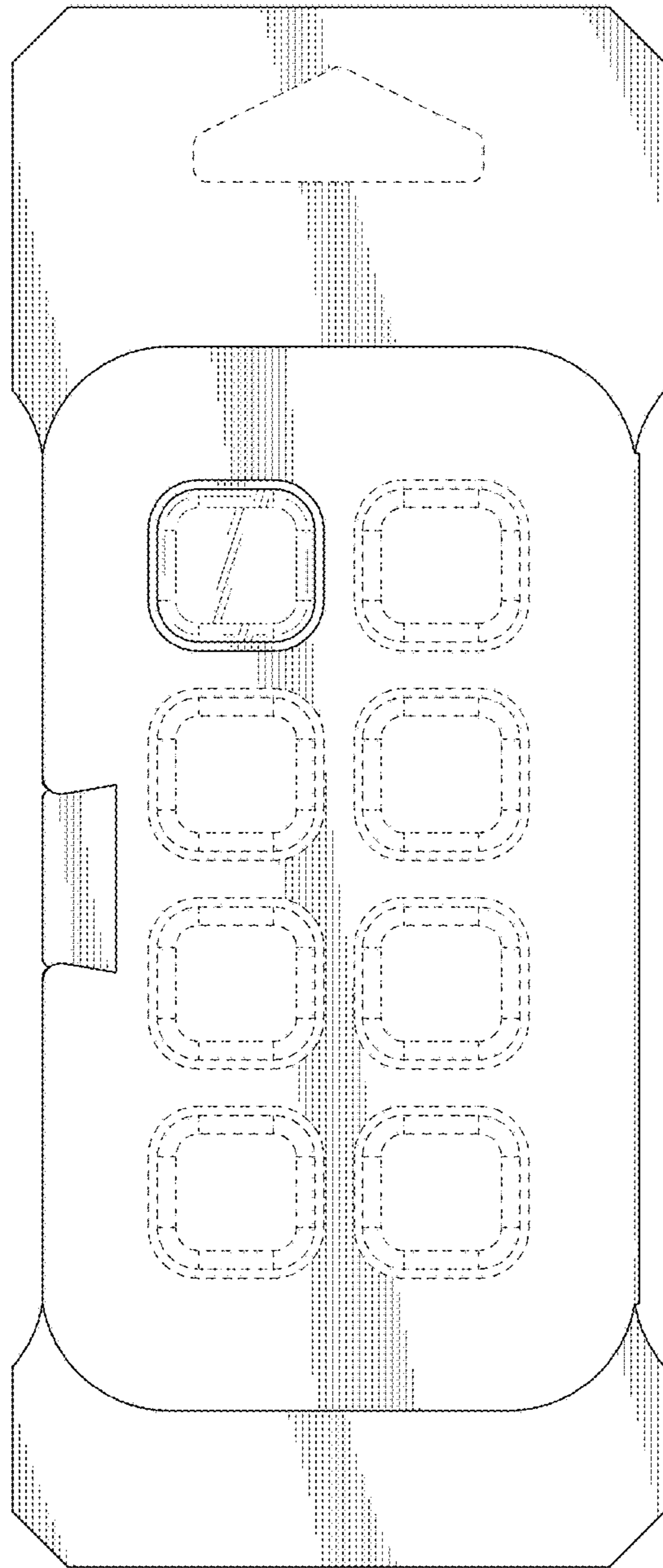


FIG. 11




FIG. 12

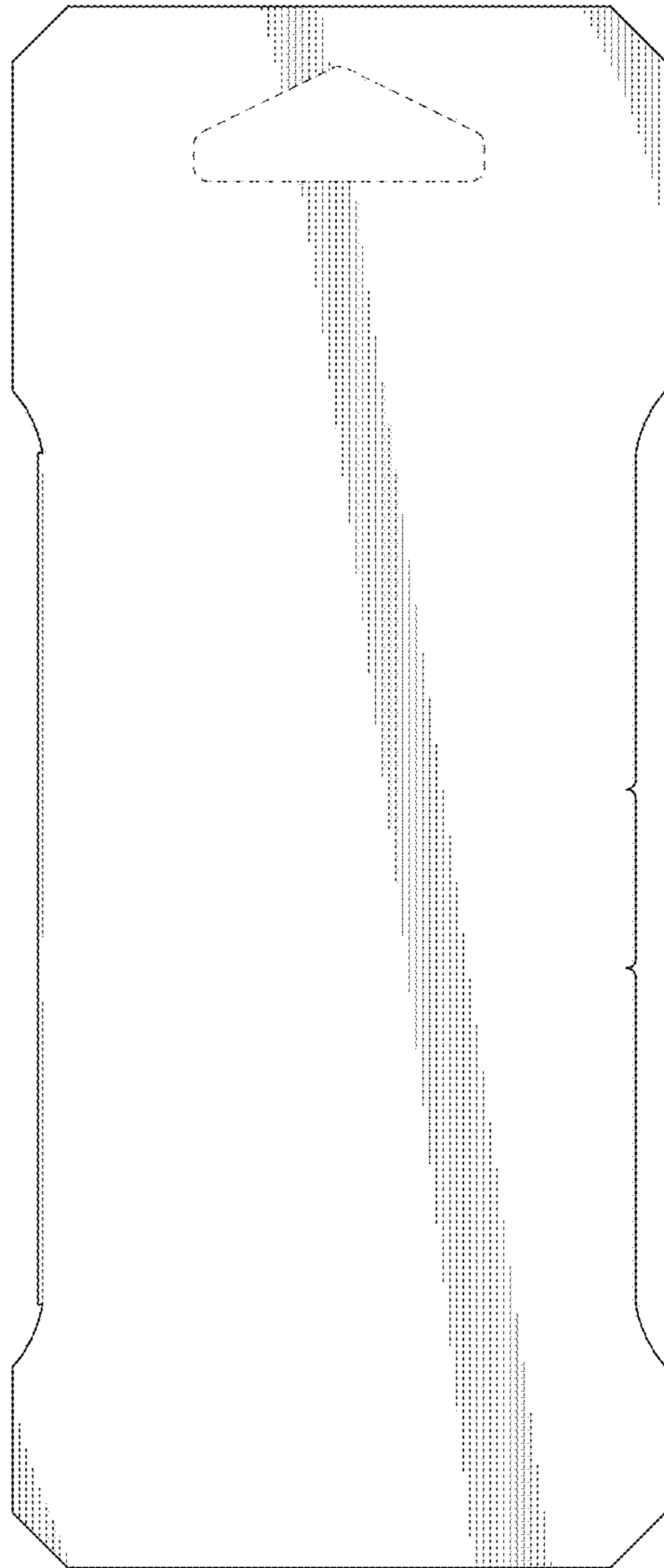


FIG. 13




FIG. 14

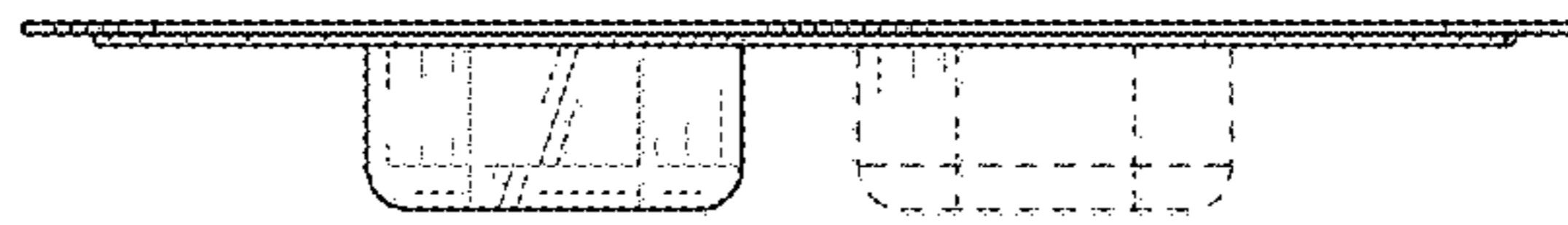


FIG. 15

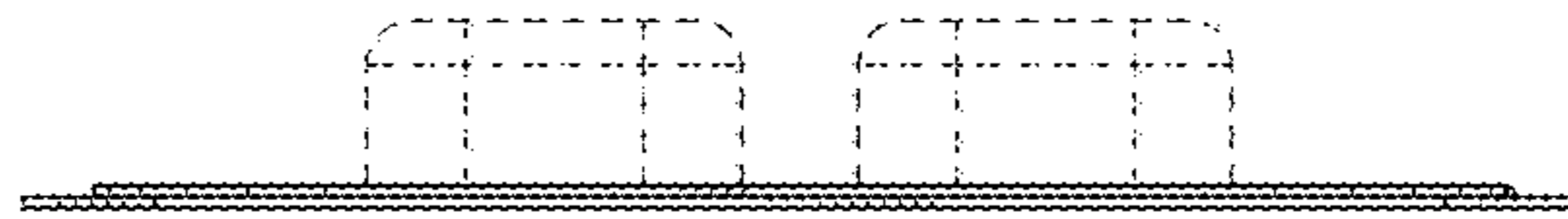


FIG. 16