



US00D844427S

(12) **United States Design Patent**
Racovalis

(10) **Patent No.:** **US D844,427 S**

(45) **Date of Patent:** **** *Apr. 2, 2019**

(54) **BLANK FOR FORMING A CONTAINER**

(71) Applicant: **Visy R & D Pty Ltd**, Southbank (AU)

(72) Inventor: **Christopher Racovalis**, Mill Park (AU)

(73) Assignee: **Visy R & D Pty Ltd**, Southbank
Victoria (AU)

(*) Notice: This patent is subject to a terminal disclaimer.

(**) Term: **15 Years**

(21) Appl. No.: **29/577,999**

(22) Filed: **Sep. 16, 2016**

(30) **Foreign Application Priority Data**

Mar. 18, 2016 (AU) 201611553

(51) **LOC (11) Cl.** **09-03**

(52) **U.S. Cl.**
USPC **D9/414**

(58) **Field of Classification Search**
USPC D9/414-419, 420-423, 430-434,
D9/449.457, 711, 713, 720-722, 733,
D9/734, 736, 737, 758, 761; D7/672,
D7/550.1, 552.1, 552.2, 553.3, 553.7,
D7/554.4, 566, 580; D6/582, 595;
D20/10, 22, 27, 28, 39, 40, 42; D3/290,
D3/304, 305, 315; 229/15
CPC B65D 5/061; B65D 5/00; B65D 5/0015;
B65B 43/00
See application file for complete search history.

(56) **References Cited**

U.S. PATENT DOCUMENTS

D63,613 S * 12/1923 Cleven D10/102
D69,247 S * 1/1926 Bassett D10/103

D69,742 S * 3/1926 Cleven D10/103
D69,743 S * 3/1926 Cleven D10/103
D69,744 S * 3/1926 Cleven D10/103
D109,053 S * 3/1938 Feldman D6/582
D263,801 S * 4/1982 Lemberger D9/456
D429,437 S * 8/2000 Valenti D6/582
D450,777 S * 11/2001 Nocik D20/42
D501,411 S * 2/2005 Buccellati D10/30
D508,818 S * 8/2005 Hawkins D7/360
D531,506 S * 11/2006 Aitkenhead D9/457
D543,075 S * 5/2007 Ablo D7/500
D610,865 S * 3/2010 Kish D7/354
D613,159 S * 4/2010 Espano D9/435
D639,186 S * 6/2011 Shapiro D9/711
D710,692 S * 8/2014 Genender D9/433
D791,584 S * 7/2017 Secchi D9/415
D796,949 S * 9/2017 Hartley D9/433

* cited by examiner

Primary Examiner — Barbara Fox

Assistant Examiner — Mehri F Bajoul

(74) *Attorney, Agent, or Firm* — Schwegman Lundberg & Woessner, P.A.

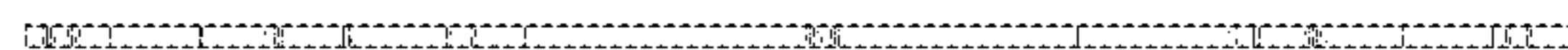
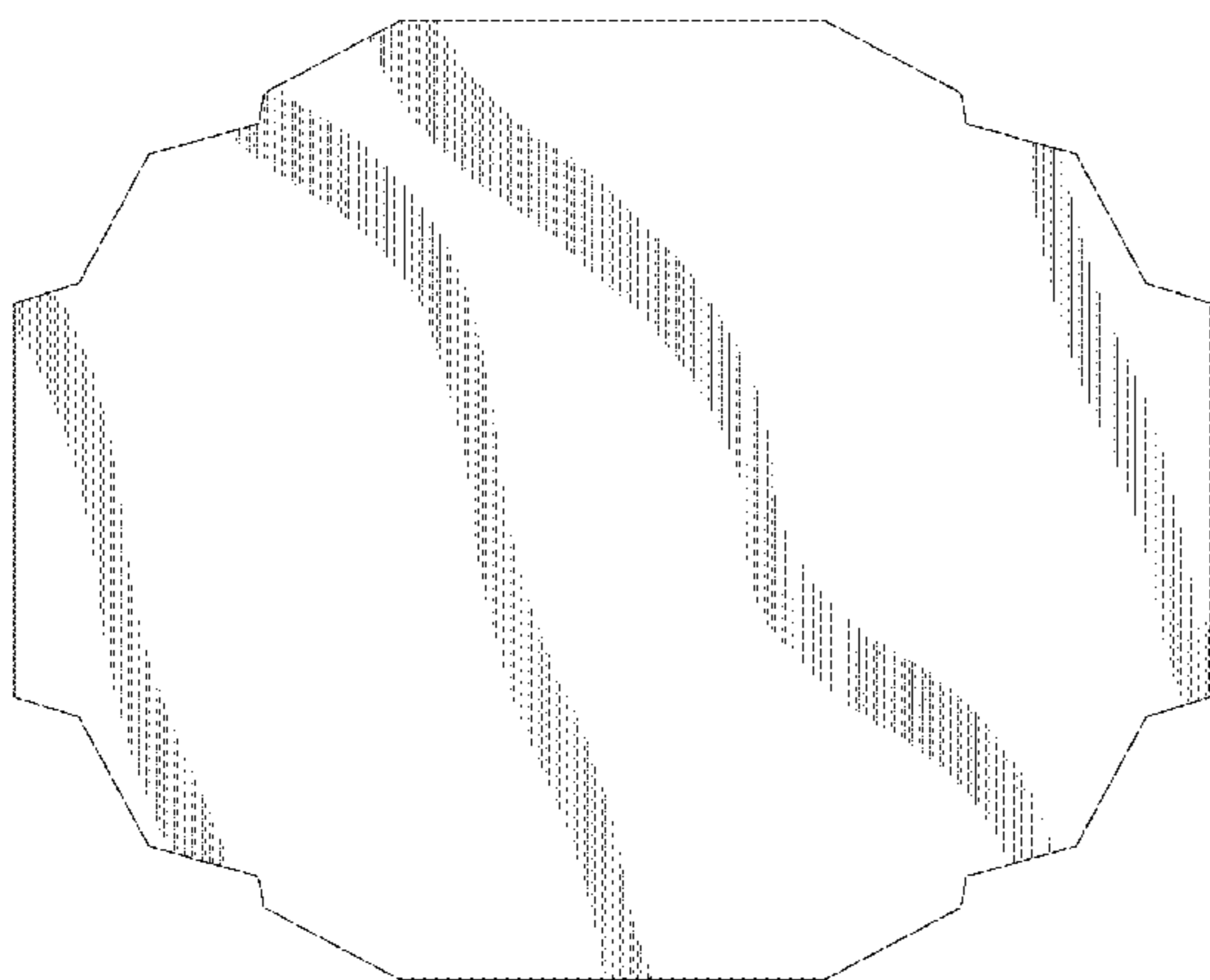
(57) **CLAIM**

The ornamental design for a blank for forming a container, as shown and described.

DESCRIPTION

FIG. 1 is a front view of a blank for forming a container showing the new design, the back view is a mirror image of the front view and is not shown;
FIG. 2 is a top view thereof, the bottom view is a mirror image of the top view and is not shown;
FIG. 3 is a right side view thereof, the left side view is a mirror image of the top view and is not shown; and,
FIG. 4 is a top isometric view thereof.

1 Claim, 3 Drawing Sheets



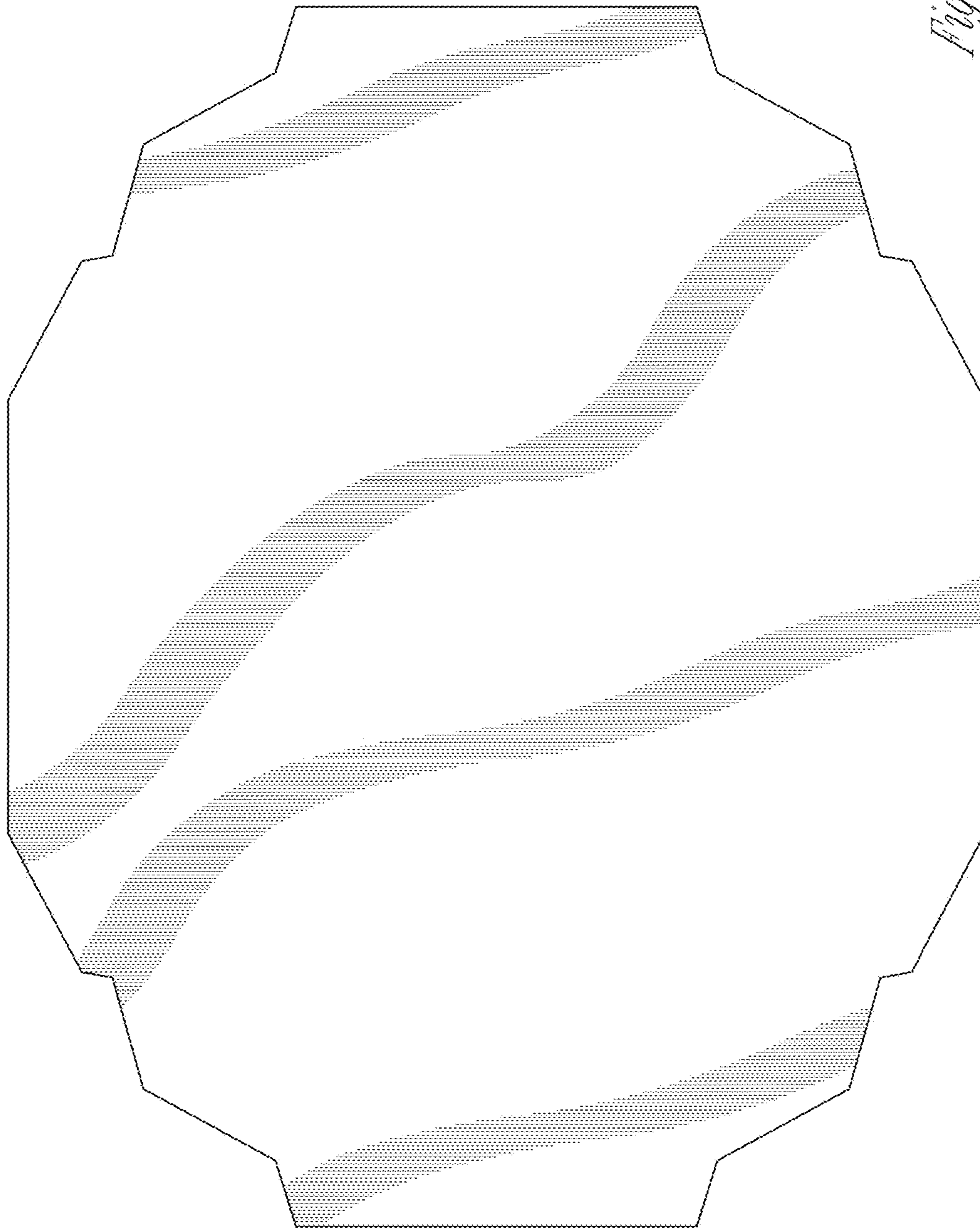


Fig. 1



Fig. 2



Fig. 3

Fig. 4

