



US00D844411S

(12) **United States Design Patent**
Griswold

(10) **Patent No.:** **US D844,411 S**

(45) **Date of Patent:** **** Apr. 2, 2019**

- (54) **DOOR LOCK ESCUTCHEON**
- (71) Applicant: **Yale Security Inc.**, Monroe, NC (US)
- (72) Inventor: **Lee Griswold**, New Haven, CT (US)
- (73) Assignee: **YALE SECURITY INC.**, Monroe, NC (US)
- (**) Term: **15 Years**

D593,399	S	*	6/2009	Douglas	D8/330
D595,109	S	*	6/2009	Doucet	D8/330
7,540,177	B1	*	6/2009	Luo	E05B 15/02 340/5.53
D607,303	S	*	1/2010	Kim	D8/331
D630,929	S	*	1/2011	Downey	D8/331
D639,135	S	*	6/2011	Doucet	D8/330
D666,074	S	*	8/2012	Genord	D8/330
D682,656	S	*	5/2013	Cramer	D8/331
D738,700	S	*	9/2015	Yan	D8/330

* cited by examiner

- (21) Appl. No.: **29/576,263**
- (22) Filed: **Sep. 1, 2016**
- (51) **LOC (11) Cl.** **08-07**
- (52) **U.S. Cl.**
USPC **D8/331; D8/353**
- (58) **Field of Classification Search**
USPC D8/330, 331, 334, 300, 301, 302,
D8/350-353; 70/14, 20-22, 57, 57.1,
70/284-286, 314, DIG. 44; 340/5.21,
340/5.54, 5.65, 5.73, 5.81, 5.85
CPC . E05C 9/004; E05B 9/002; E05B 9/00; E05B
9/02; E05B 37/00; E05B 1/00; E05B
3/00; E05B 47/00; E05B 47/06; E05B
49/00; E05B 15/02; E05B 15/00; E05B
13/103; Y10T 70/8324; Y10T 70/8459;
Y10T 70/8514; Y10T 70/8568
See application file for complete search history.

Primary Examiner — Mark A Goodwin
(74) *Attorney, Agent, or Firm* — DeLio, Peterson & Curcio, LLC; Thomas E. Ciesco

(57) **CLAIM**

The ornamental design for a “door lock escutcheon”, as shown and described.

DESCRIPTION

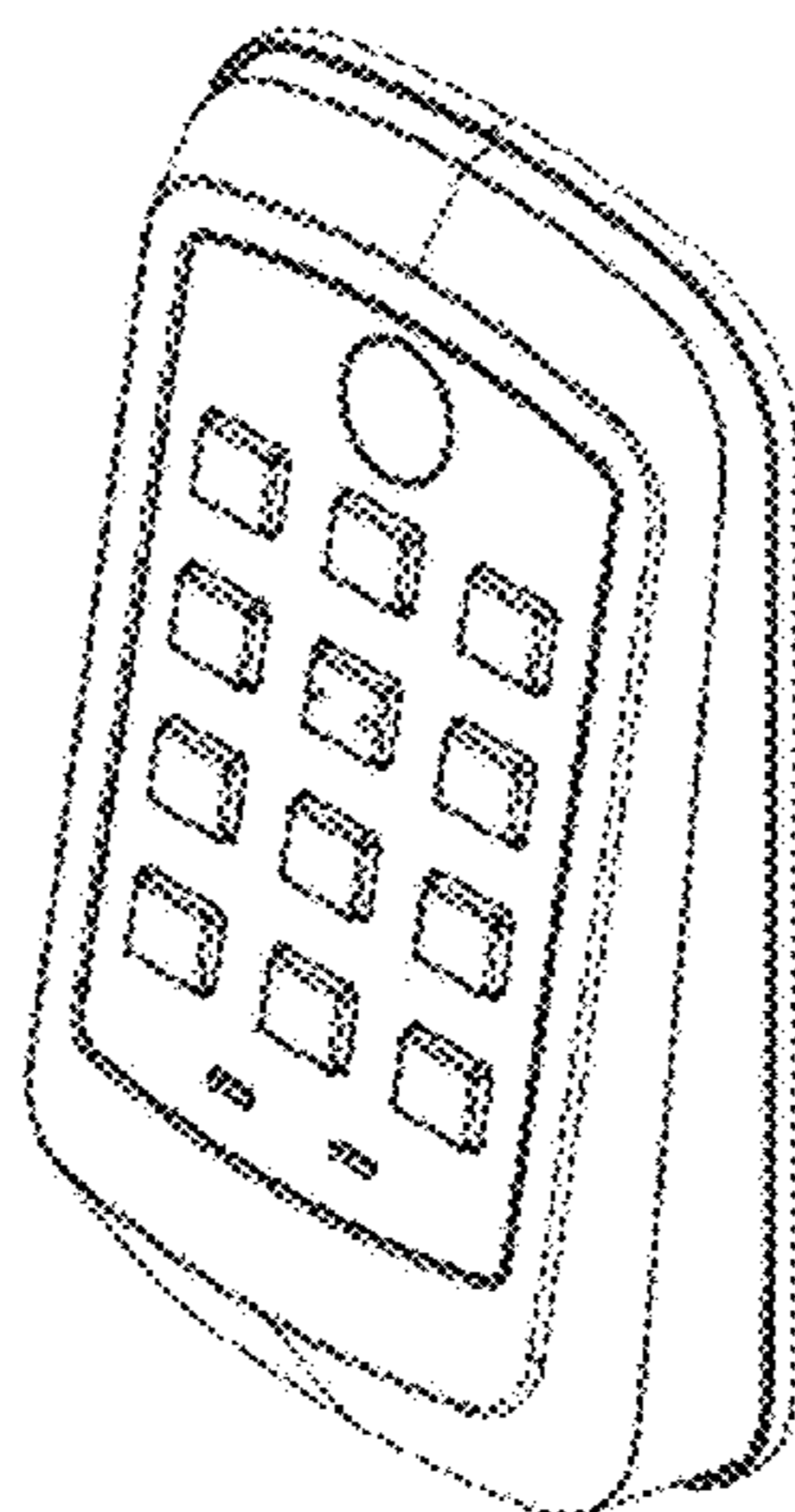
FIG. 1 is a left front bottom perspective view of the “door lock escutcheon” design according to my invention;
 FIG. 2 is a right front top perspective view of the “door lock escutcheon” shown in FIG. 1;
 FIG. 3 is a front elevational view of the “door lock escutcheon” shown in FIG. 1;
 FIG. 4 is a left side elevational view of the “door lock escutcheon” shown in FIG. 1;
 FIG. 5 is a right side elevational view of the “door lock escutcheon” shown in FIG. 1;
 FIG. 6 is a bottom elevational view of the “door lock escutcheon” shown in FIG. 1; and,
 FIG. 7 is a top elevational view of the “door lock escutcheon” shown in FIG. 1.
 The rear view of the “door lock escutcheon” is not included and forms no part of the design.

(56) **References Cited**

U.S. PATENT DOCUMENTS

6,733,050	B1	*	5/2004	Yao	E05B 63/044 292/137
D533,763	S	*	12/2006	Wright	D8/330
D552,966	S	*	10/2007	Roberts	D8/330
D552,967	S	*	10/2007	Roberts	D8/330
D570,188	S	*	6/2008	Luo	D8/330
D581,246	S	*	11/2008	Conway	D8/330

1 Claim, 2 Drawing Sheets



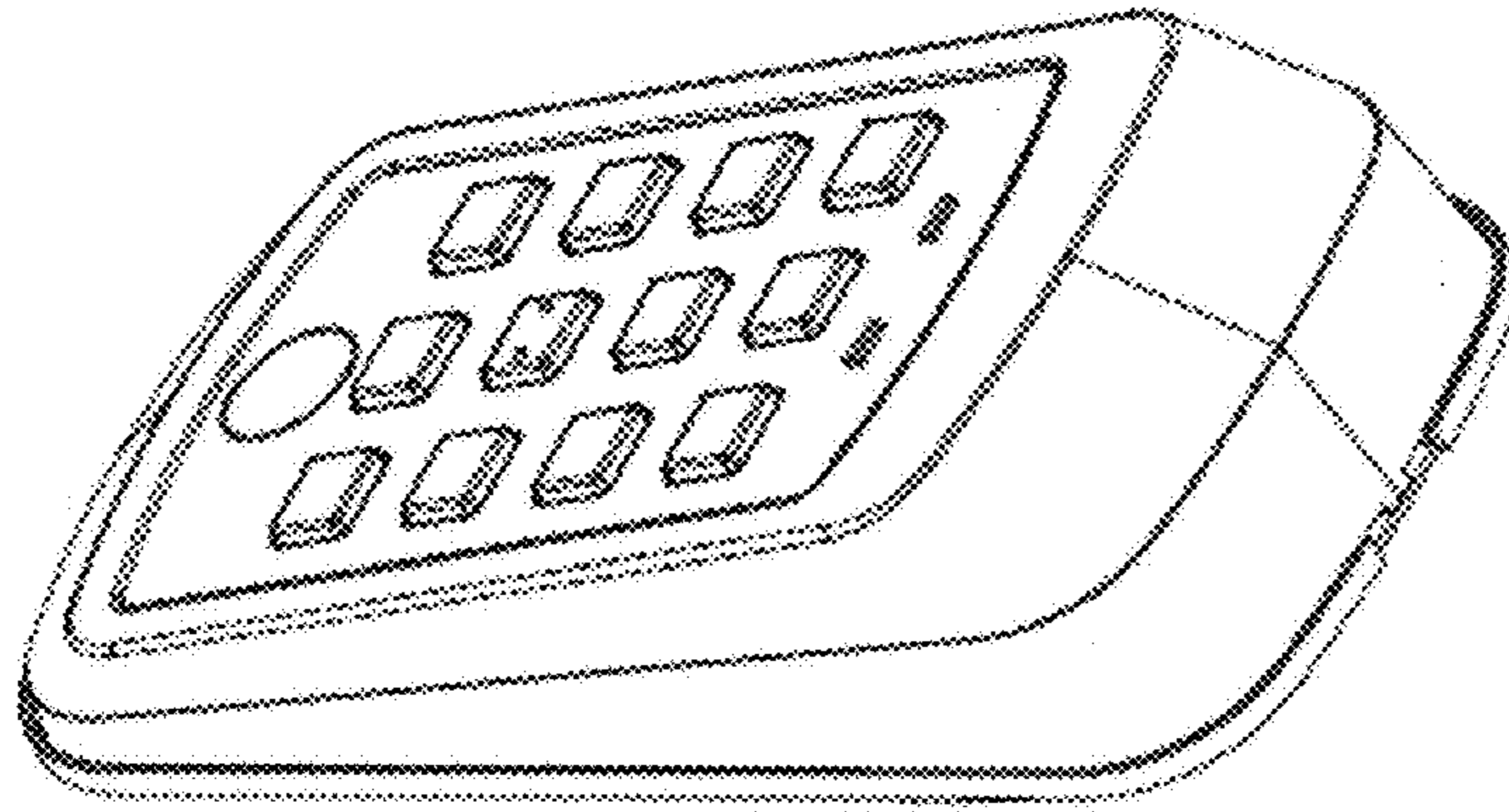


FIG. 2




FIG. 1

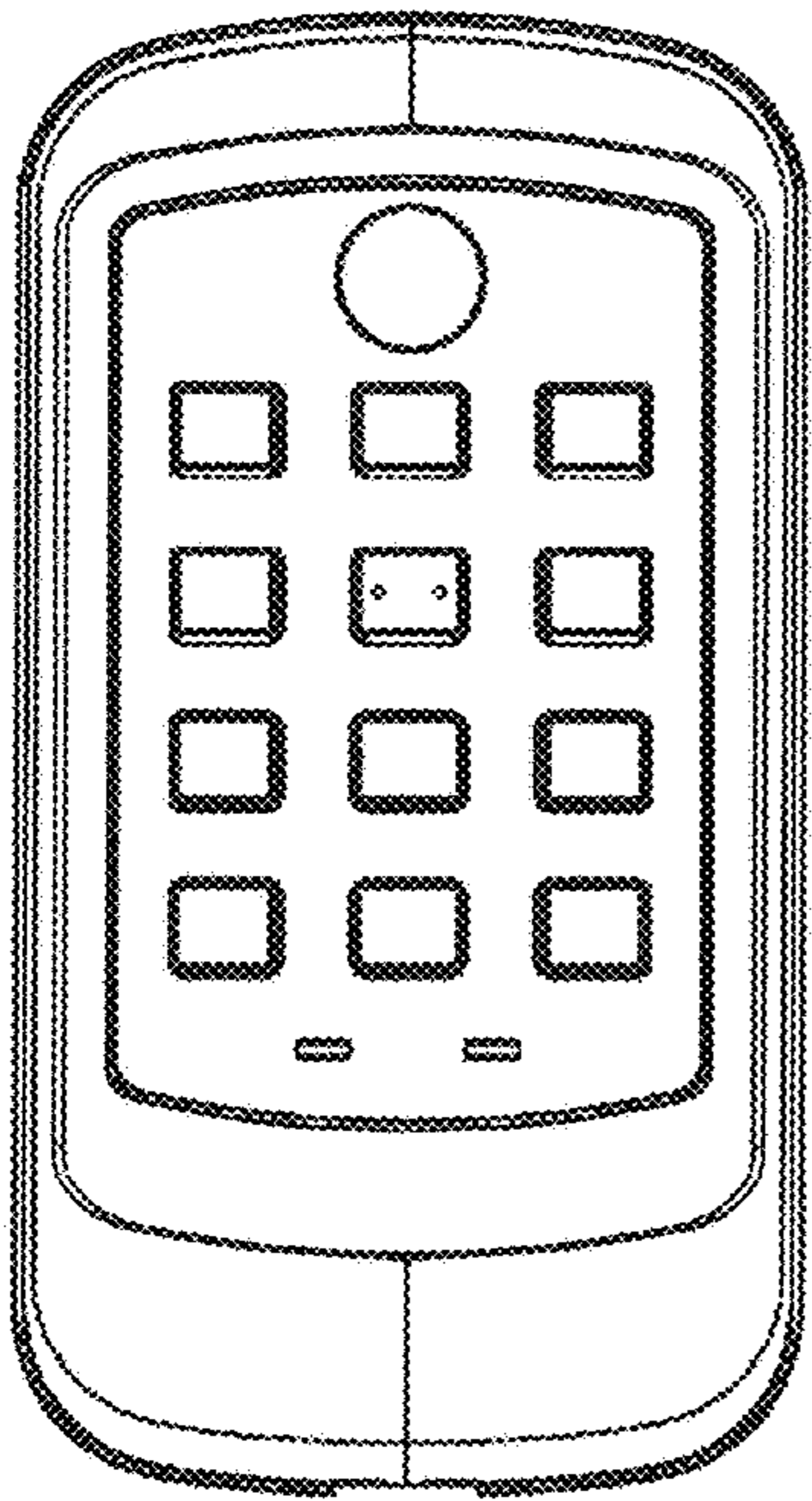


FIG. 3



FIG. 4




FIG. 5

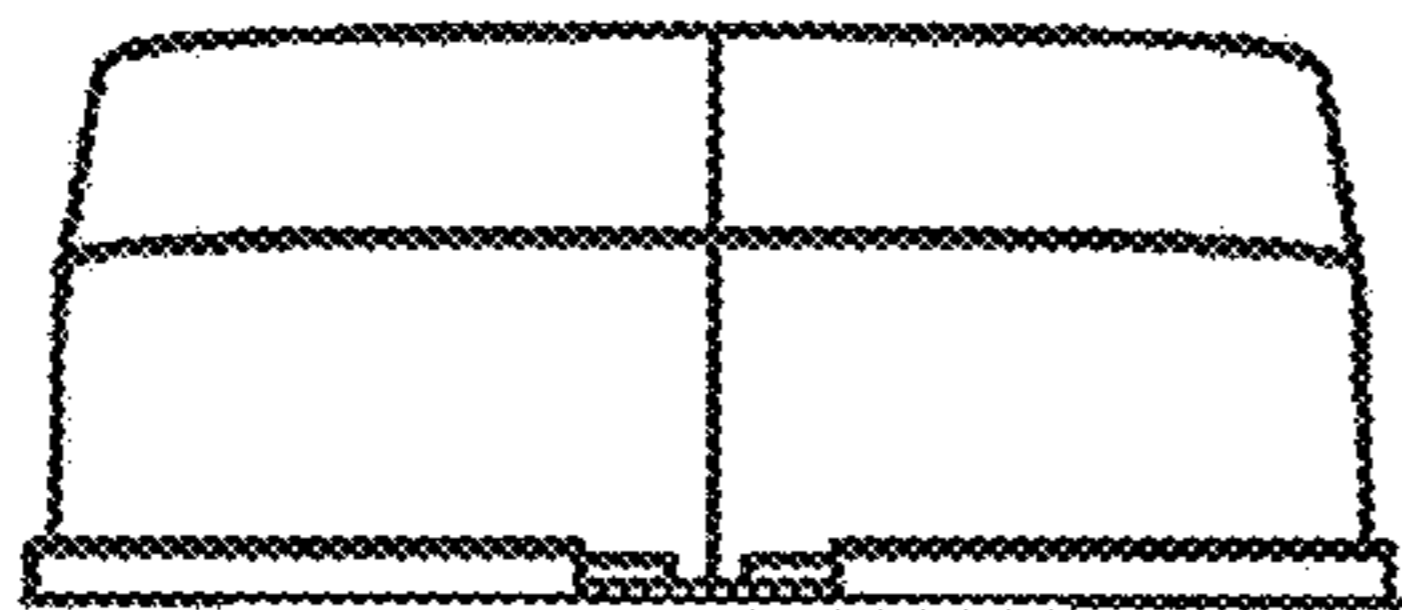


FIG. 6

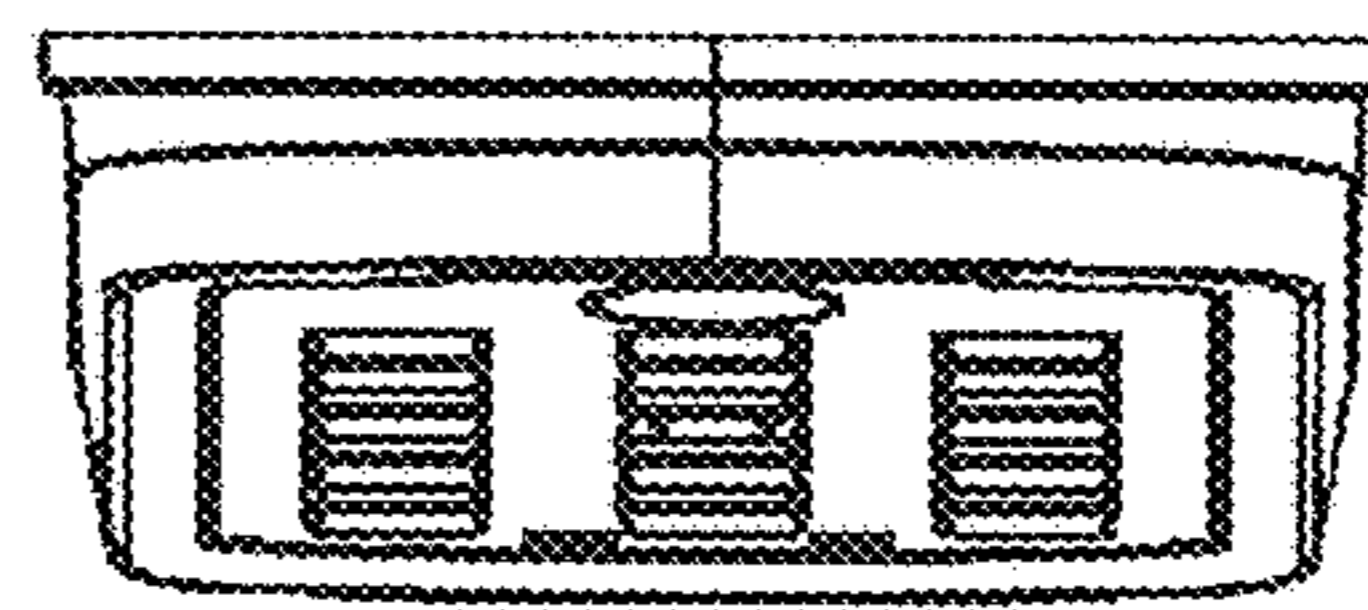


FIG. 7