



US00D844370S

(12) **United States Design Patent** (10) **Patent No.:** **US D844,370 S**
Gee et al. (45) **Date of Patent:** **** Apr. 2, 2019**

(54) **BLENDER BASE**

(71) Applicant: **VITA-MIX MANAGEMENT CORPORATION**, Olmsted Township, OH (US)

(72) Inventors: **Jack W. Gee**, Willoughby, OH (US); **Fred H. Mehlman**, Brunswick, OH (US); **Eugene J. Kozlowski**, Medina, OH (US); **Robin Shorr**, Olmsted Township, OH (US); **Phonesacksith Guy Kettavong**, Medina, OH (US); **Christian C. Stewart**, Berea, OH (US); **Steffen Koury**, Everett, MA (US); **Paul Metaxatos**, Swampscott, OH (US); **Benjamin T. Hines**, Cranston, RI (US); **Brendan Boyd Crawford**, Newton, MA (US); **James Troy McGee**, Winthrop, MA (US)

(73) Assignee: **VITA-MIX MANAGEMENT CORPORATION**, Olmsted Township, OH (US)

(**) Term: **15 Years**

(21) Appl. No.: **29/617,957**

(22) Filed: **Sep. 18, 2017**

Related U.S. Application Data

(62) Division of application No. 29/557,010, filed on Mar. 4, 2016, now Pat. No. Des. 797,496.

(51) **LOC (11) Cl.** **31-00**

(52) **U.S. Cl.**
USPC **D7/386; D7/376; D7/378**

(58) **Field of Classification Search**
USPC D7/372, 376-386, 412-413, 602, 629, D7/665-666, 669, 679, 693-694
CPC A21C 1/02; A21C 1/04; A23N 1/00; A23N 1/02; A47J 43/04; A47J 43/25; A47J 43/27; A47J 43/042; A47J 43/044; A47J

43/046; A47J 43/075; A47J 43/0722; A47J 43/0727; A47J 43/0766; B01F 3/00; B01F 3/0807; B01F 3/0853; B01F 13/0059; B01F 13/0064; B02C 1/08; B02C 2/04; B02C 4/42; B02C 4/142; B02C 4/143; B02C 4/423; B02C 13/1835; B28C 5/10; B28C 5/12; B28C 5/14; B28C 5/16

See application file for complete search history.

(56) **References Cited**

U.S. PATENT DOCUMENTS

D216,237 S	*	12/1969	Levin	D7/378
D480,915 S		10/2003	Kolar et al.	
D587,526 S		3/2009	Barnard et al.	
D588,406 S		3/2009	Ulanski et al.	
D595,084 S	*	6/2009	Metaxatos	D7/378
D621,656 S		8/2010	Ulanski et al.	
D660,642 S	*	5/2012	Boozer	D7/376

(Continued)

Primary Examiner — Ricky Pham

(74) *Attorney, Agent, or Firm* — McDonald Hopkins LLC

(57) **CLAIM**

The ornamental design for a blender base, as shown and described.

DESCRIPTION

FIG. 1 is a perspective view of a blender base showing our new design;

FIG. 2 is a front side view thereof;

FIG. 3 is a back side view thereof;

FIG. 4 is a first side view thereof;

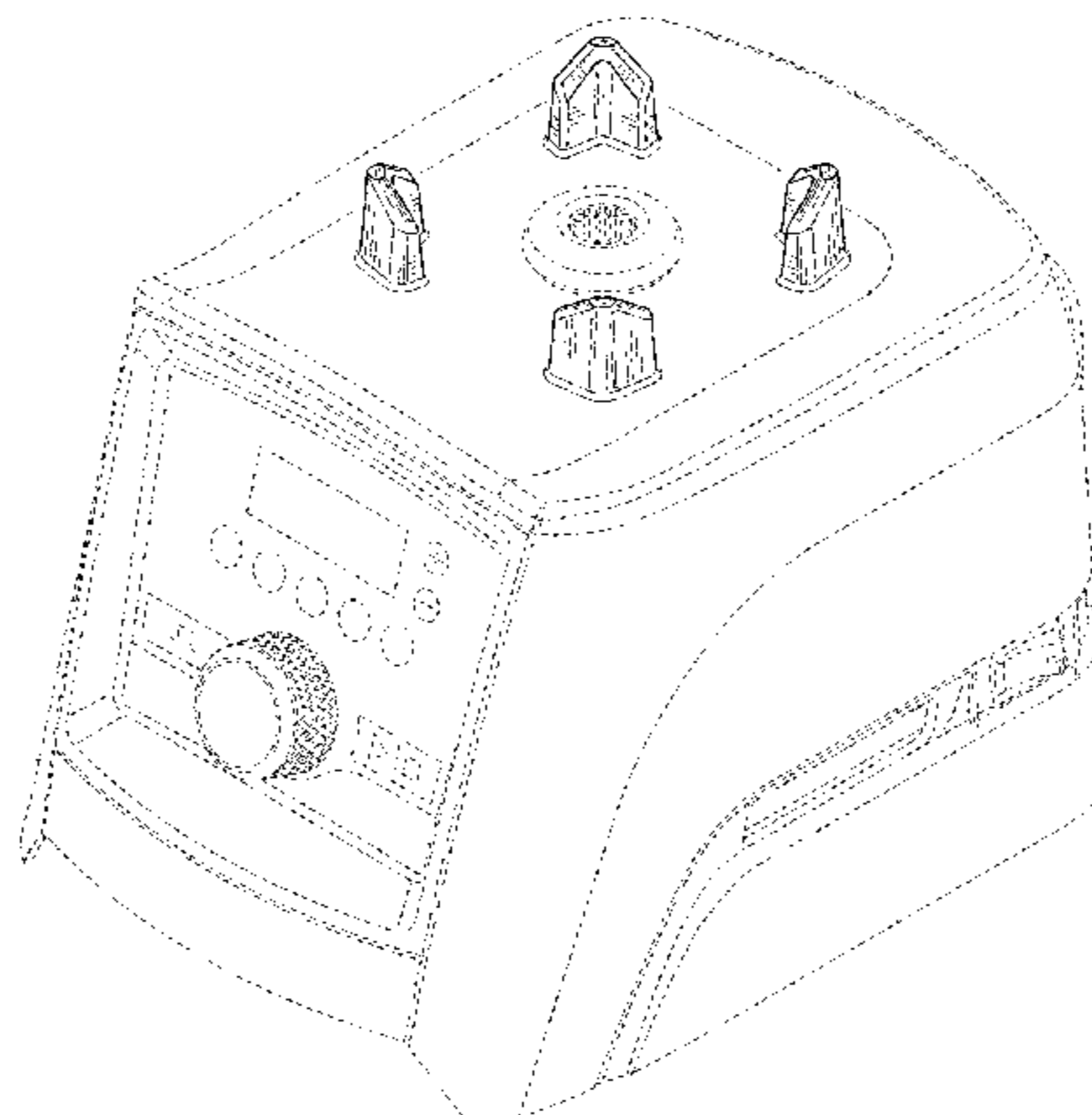
FIG. 5 is a second side view thereof;

FIG. 6 is a top view thereof; and,

FIG. 7 is a bottom view thereof.

The broken lines in the figures are included for the purpose of illustrating portions of a blender base and form no part of the claimed design.

1 Claim, 7 Drawing Sheets



(56)

References Cited

U.S. PATENT DOCUMENTS

D660,643	S *	5/2012	Boozer	D7/376
D662,359	S	6/2012	Boozer et al.	
D667,260	S *	9/2012	Lee	D7/376
D670,532	S *	11/2012	Boozer	D7/376
D674,235	S *	1/2013	Lee	D7/376
D678,727	S	3/2013	Kolar et al.	
D680,368	S *	4/2013	Lee	D7/376
8,529,120	B2	9/2013	Ulanski et al.	
8,814,011	B2	8/2014	Ulanski et al.	
D797,496	S *	9/2017	Gee, II	D7/376
D817,082	S *	5/2018	Lee	D7/386
D830,115	S *	10/2018	Gee, II	D7/386
D832,029	S *	10/2018	Gee, II	D7/386
2010/0246319	A1 *	9/2010	Pryor, Jr.	A47J 43/0766 366/205
2015/0265983	A1	9/2015	Fleming et al.	

* cited by examiner

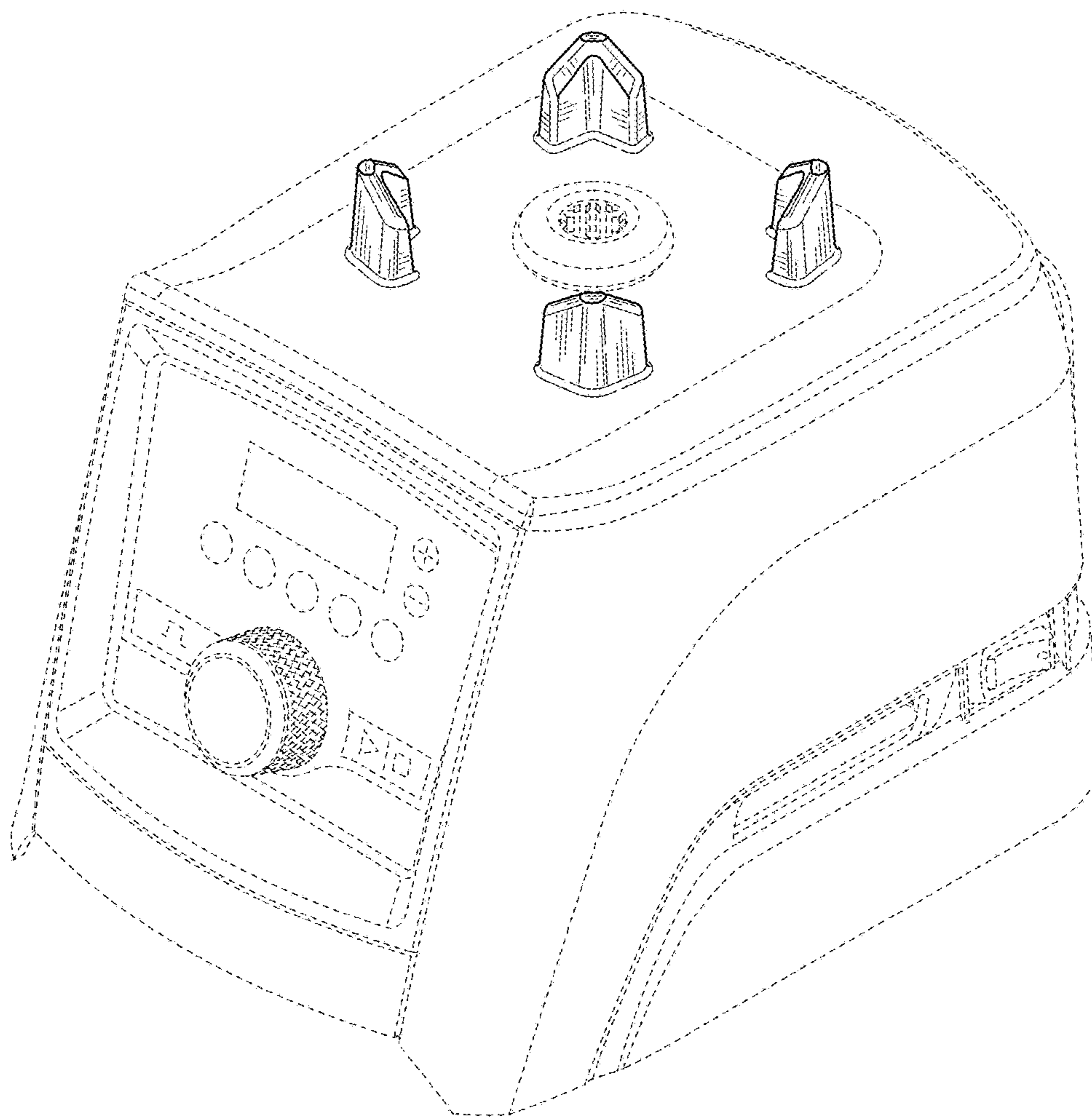


FIG. 1

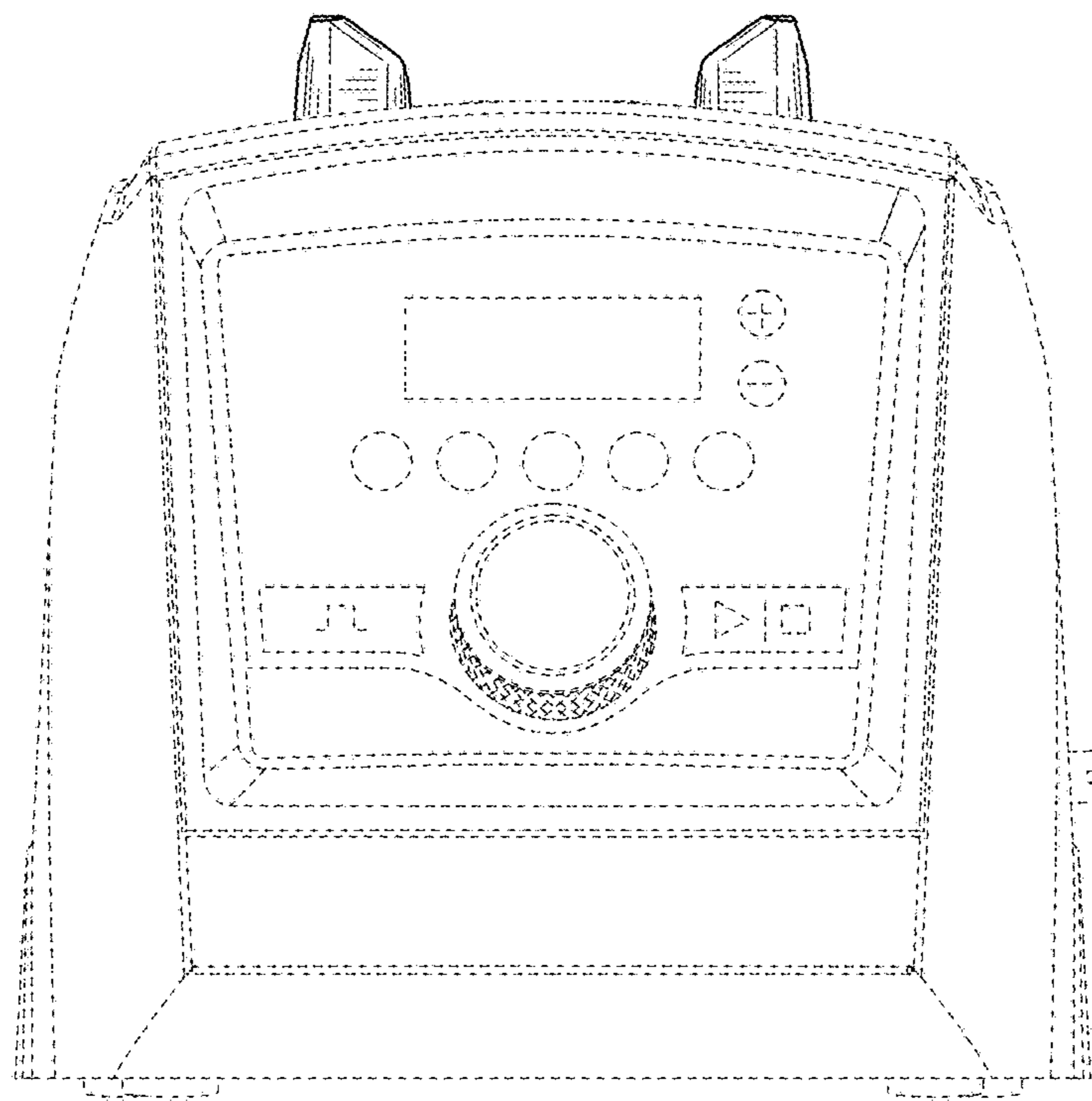


FIG. 2

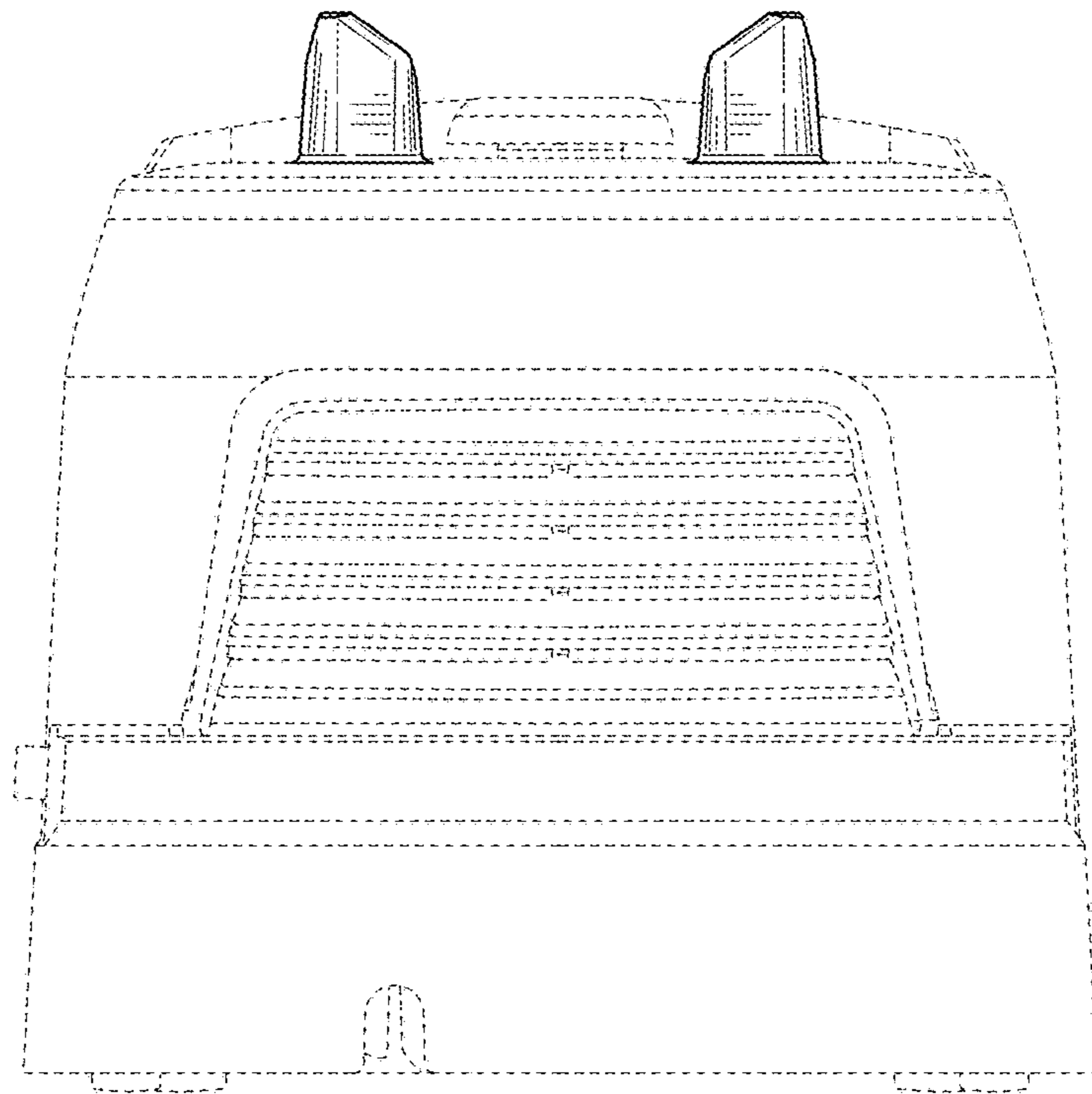


FIG. 3

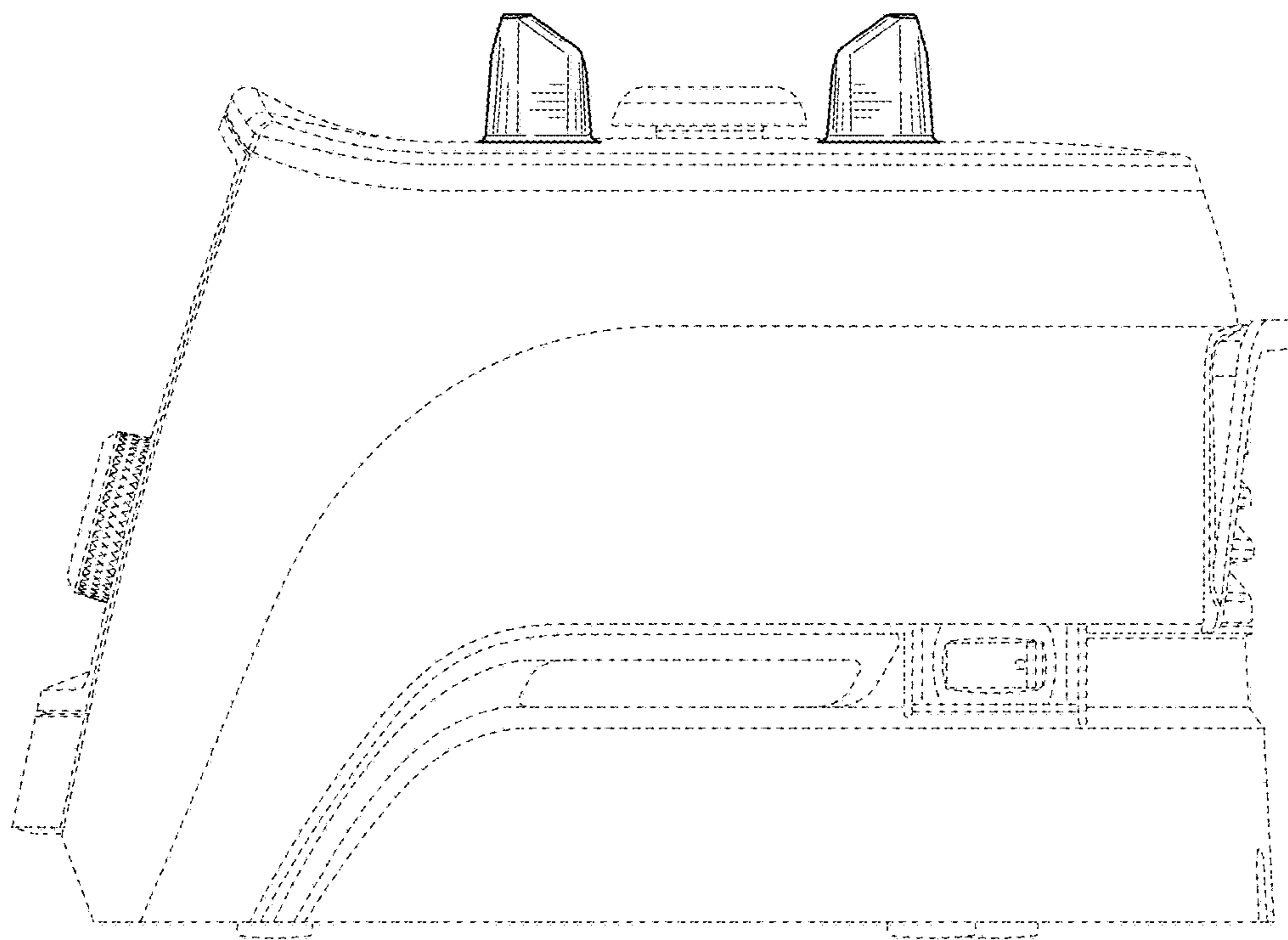


FIG. 4

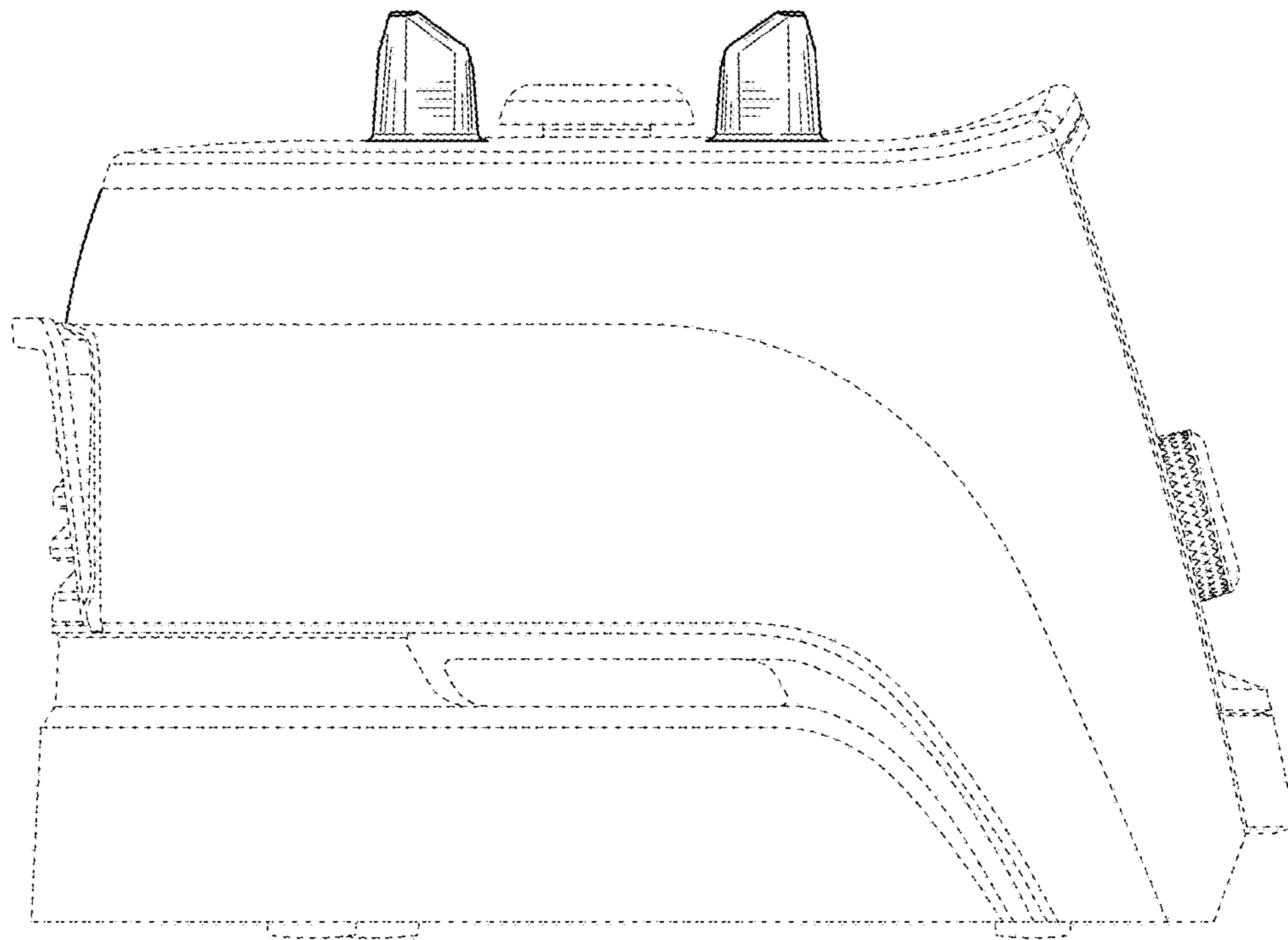


FIG. 5

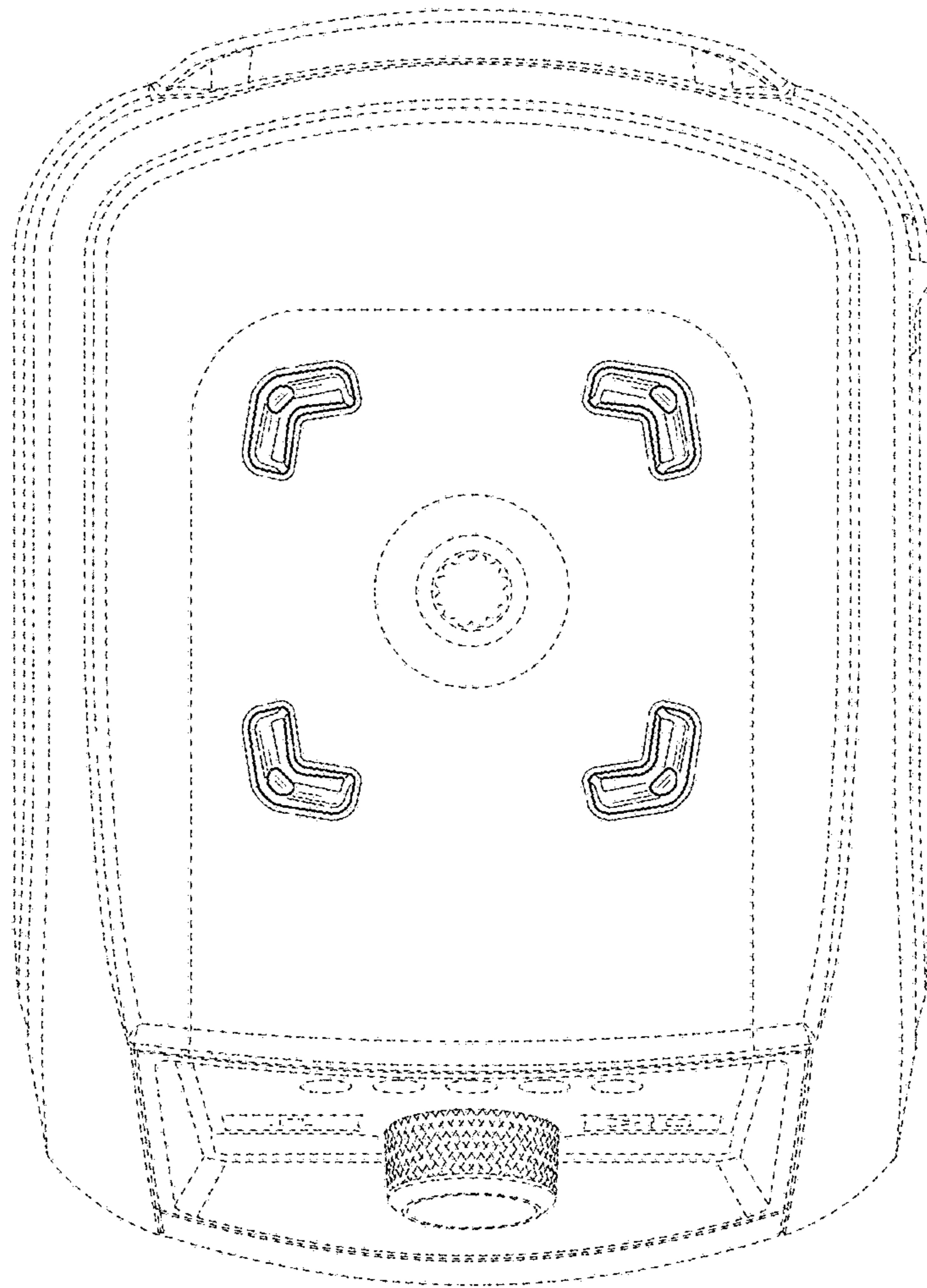


FIG. 6

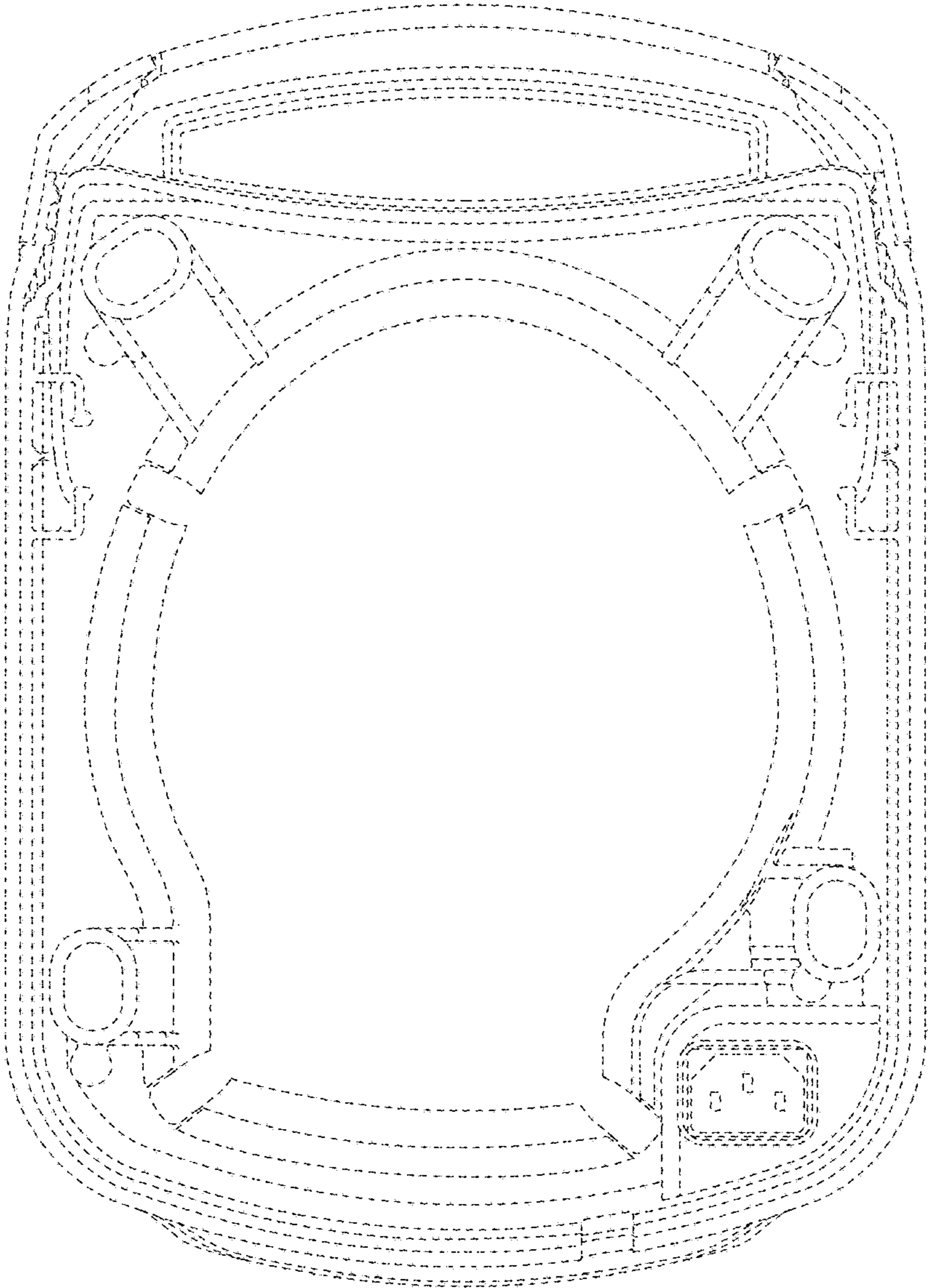


FIG. 7