



US00D844346S

(12) **United States Design Patent**  
**Chen**

(10) **Patent No.:** **US D844,346 S**  
(45) **Date of Patent:** **\*\* Apr. 2, 2019**

(54) **LUMBAR CUSHION**  
(71) Applicant: **SHENZHEN LIAN DA TECHNOLOGY INDUSTRIAL CO., LTD.**, Shenzhen, Guangdong (CN)  
(72) Inventor: **Congyu Chen**, Guangdong (CN)  
(73) Assignee: **SHENZHEN LIAN DA TECHNOLOGY INDUSTRIAL CO., LTD.**, Shenzhen (CN)  
(\*\*) Term: **15 Years**

(21) Appl. No.: **29/638,585**  
(22) Filed: **Feb. 28, 2018**  
(30) **Foreign Application Priority Data**

Jan. 29, 2018 (CN) ..... 2018 3 0041392

(51) **LOC (11) Cl.** ..... **06-09**  
(52) **U.S. Cl.**  
USPC ..... **D6/601**  
(58) **Field of Classification Search**  
USPC ..... D6/582-583, 587-592, 595-609,  
D6/617-622; D21/803-809; D24/183  
CPC ..... A47G 9/00; A47G 2009/001; A47G  
2009/002; A47G 2009/003; A47G 9/10;  
A47G 9/1009; A47G 2009/1018; A47G  
9/1045; A47G 9/1081; A47G 9/109  
See application file for complete search history.

(56) **References Cited**  
U.S. PATENT DOCUMENTS

D263,190 S \* 3/1982 Herr ..... 5/636  
4,370,769 A \* 2/1983 Herzig ..... A47C 7/021  
297/452.41  
D309,689 S \* 8/1990 Bool ..... D6/601  
D316,354 S \* 4/1991 Bool ..... D6/601

D354,876 S \* 1/1995 Pace ..... D6/596  
D355,999 S \* 3/1995 Townsend ..... D30/118  
5,407,247 A \* 4/1995 Forcier ..... A47C 7/021  
297/229  
5,429,585 A \* 7/1995 Liang ..... A61H 23/0263  
600/9  
5,567,011 A \* 10/1996 Sessini ..... B60N 2/0232  
297/284.4  
5,868,463 A \* 2/1999 MacKenzie ..... A47C 7/021  
297/228.12  
D412,259 S \* 7/1999 Wilcox ..... D6/601  
D417,984 S \* 12/1999 Sand ..... D6/368  
D456,659 S \* 5/2002 Landvik ..... D6/601  
D492,874 S \* 7/2004 Fux ..... D6/601  
6,929,325 B1 \* 8/2005 Goelo ..... A47C 1/16  
297/219.1  
D595,526 S \* 7/2009 Mills ..... D6/601  
D612,654 S \* 3/2010 Eura ..... D6/601  
D615,794 S \* 5/2010 Jorgensen ..... D6/601  
D624,777 S \* 10/2010 Pepys ..... D6/601  
D653,488 S \* 2/2012 Thomason ..... D6/601  
D709,303 S \* 7/2014 Velasco ..... D6/601  
D731,208 S \* 6/2015 Fux ..... D6/601

(Continued)

*Primary Examiner* — Mary Ann Calabrese  
*Assistant Examiner* — Jennifer L Rempfer

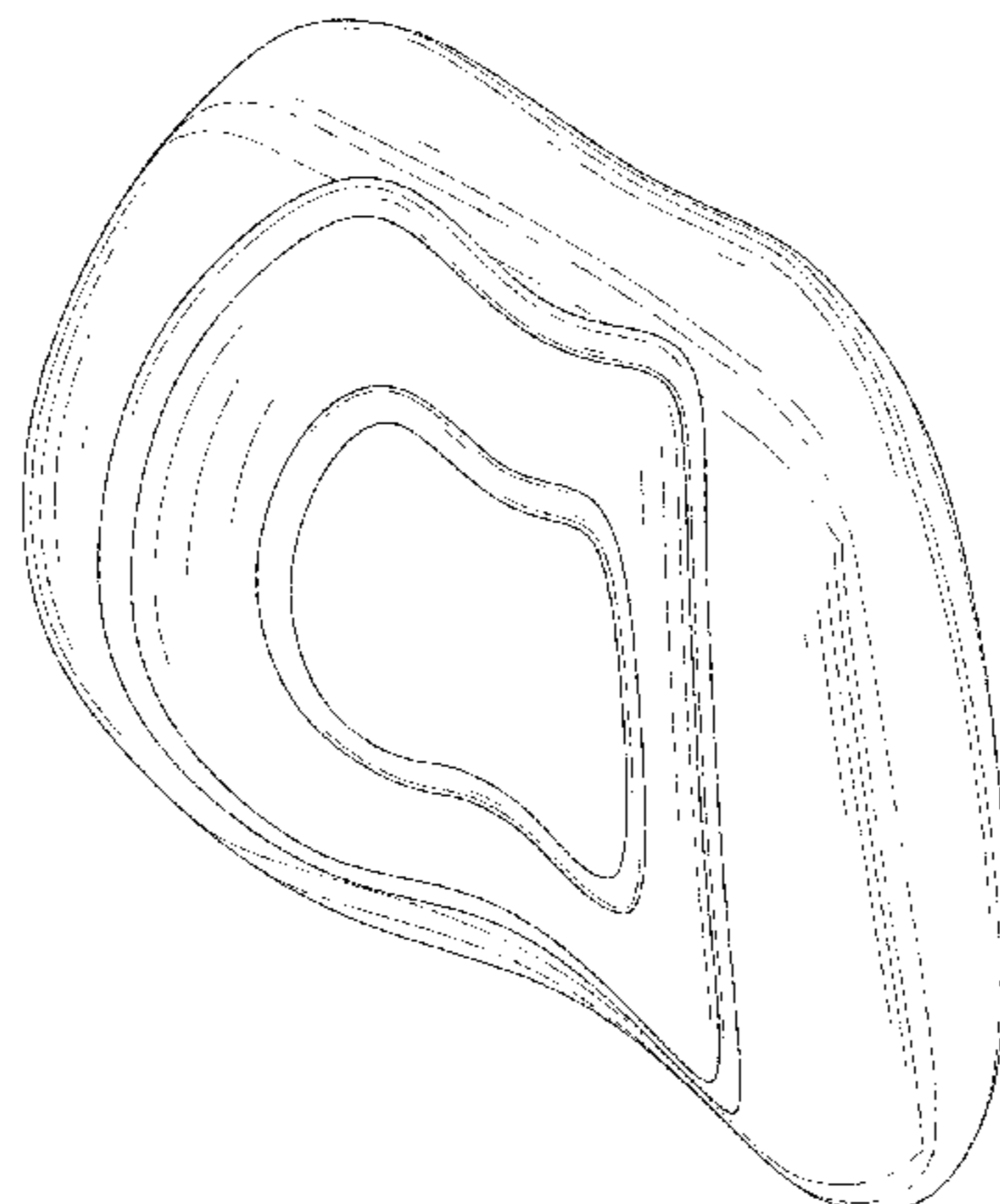
(57) **CLAIM**

The ornamental design for a lumbar cushion, as shown and described.

**DESCRIPTION**

FIG. 1 is a first perspective view of a lumbar cushion showing my new design;  
FIG. 2 is a second perspective view thereof;  
FIG. 3 is a front elevational view thereof;  
FIG. 4 is a rear elevational view thereof;  
FIG. 5 is a left side view thereof;  
FIG. 6 is a right side view thereof;  
FIG. 7 is a top plan view thereof; and,  
FIG. 8 is a bottom plan view thereof.

**1 Claim, 8 Drawing Sheets**



(56)

**References Cited**

U.S. PATENT DOCUMENTS

D732,313	S *	6/2015	Fux .....	D6/601
D747,323	S *	1/2016	Luciew .....	D14/460
D753,415	S *	4/2016	Atawane .....	D6/601
D771,414	S *	11/2016	Krishtul .....	D6/601
D780,484	S *	3/2017	Goddard .....	D6/601
D789,118	S *	6/2017	Kim .....	D6/601
D789,709	S *	6/2017	Zou .....	D6/601
D793,768	S *	8/2017	Goddard .....	D6/601
D793,770	S *	8/2017	Krishtul .....	D6/601
D812,931	S *	3/2018	Chen .....	D6/601
2007/0143927	A1 *	6/2007	Noro .....	A47C 3/16 5/653
2013/0198961	A1 *	8/2013	Davis .....	A47C 7/62 5/648
2015/0108802	A1 *	4/2015	Krishtul .....	A47C 7/029 297/283.1

\* cited by examiner




FIG. 1

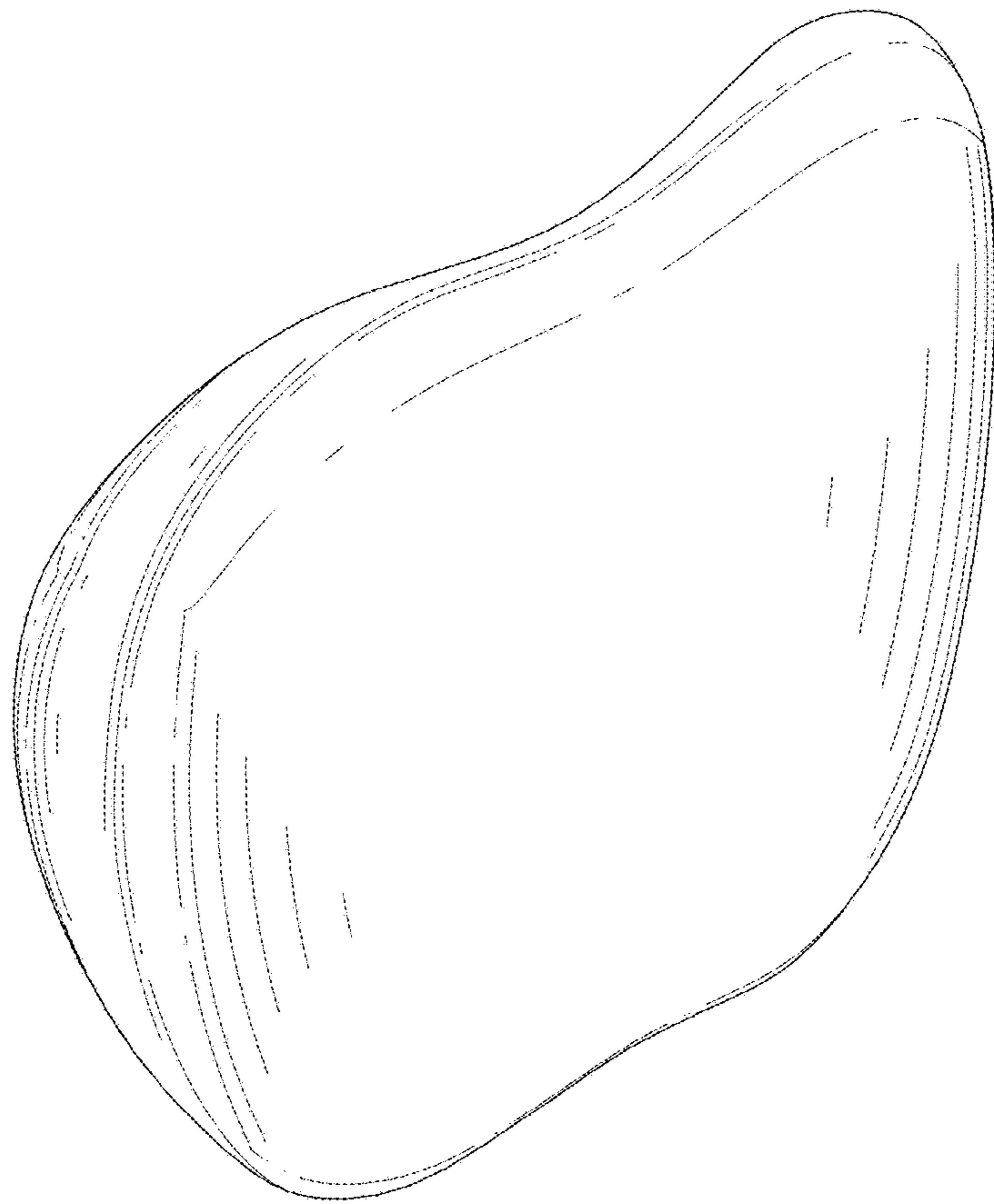


FIG. 2

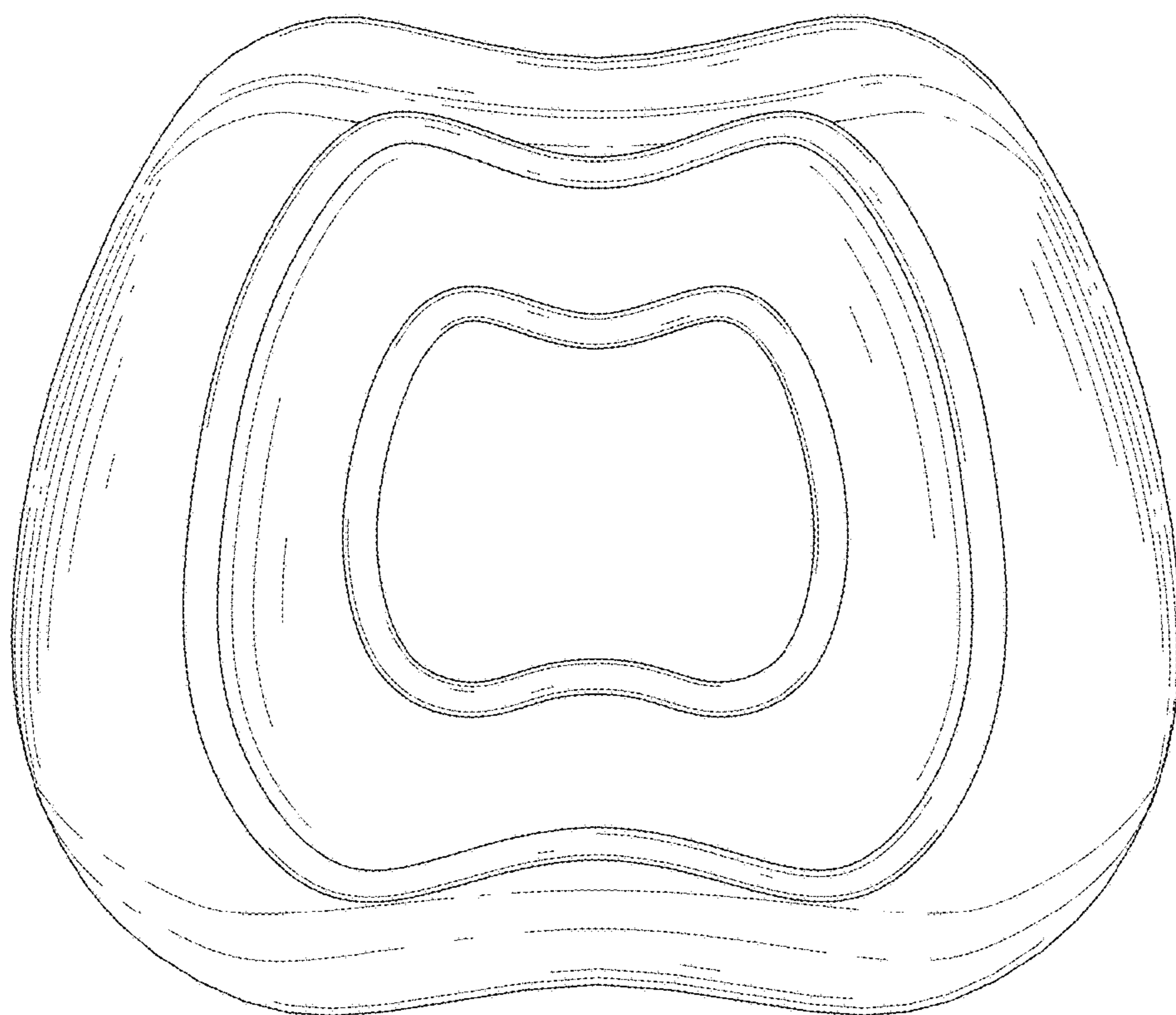


FIG. 3

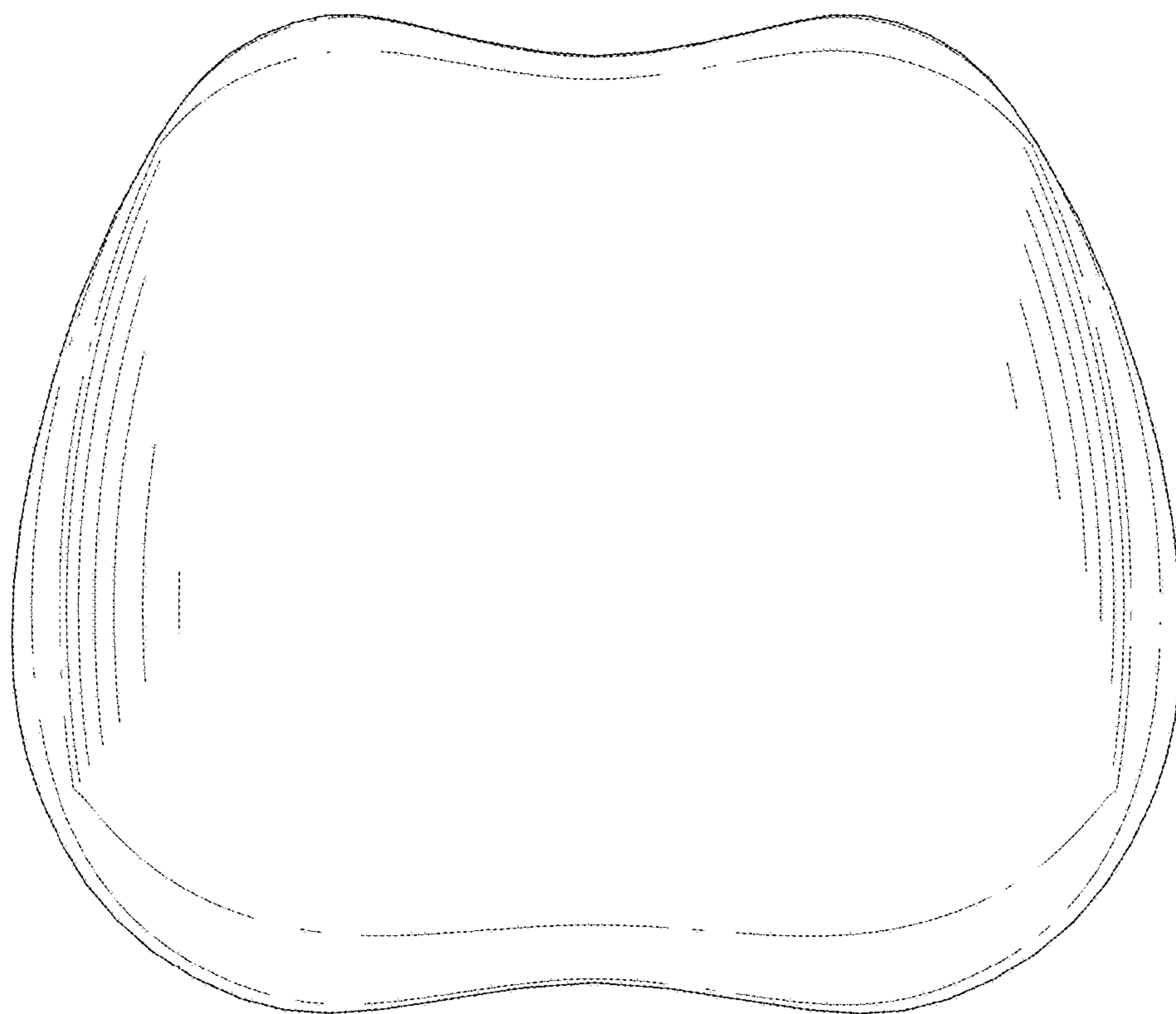


FIG. 4



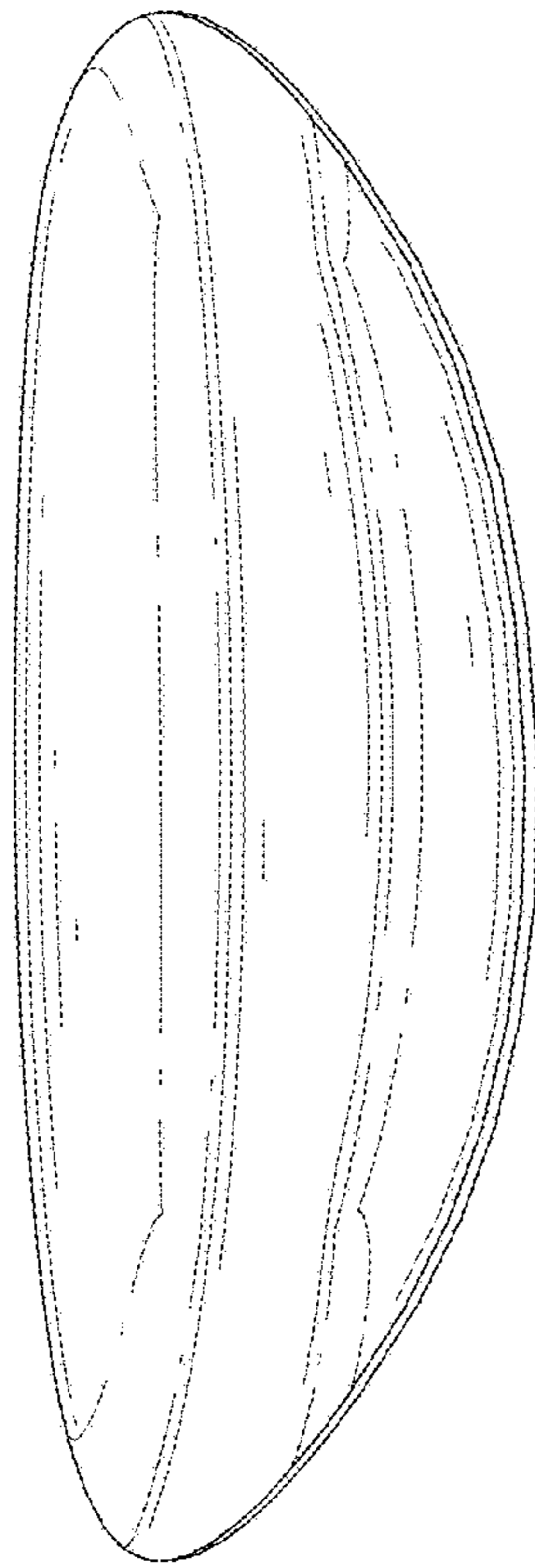


FIG. 5

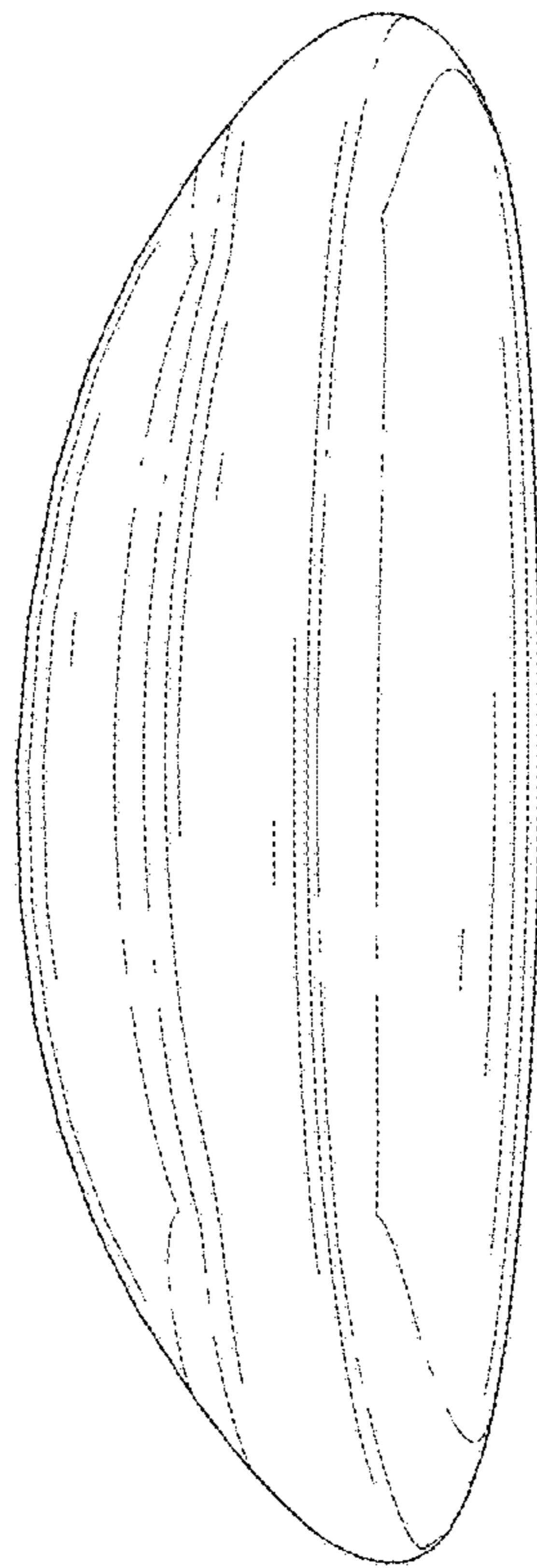


FIG. 6



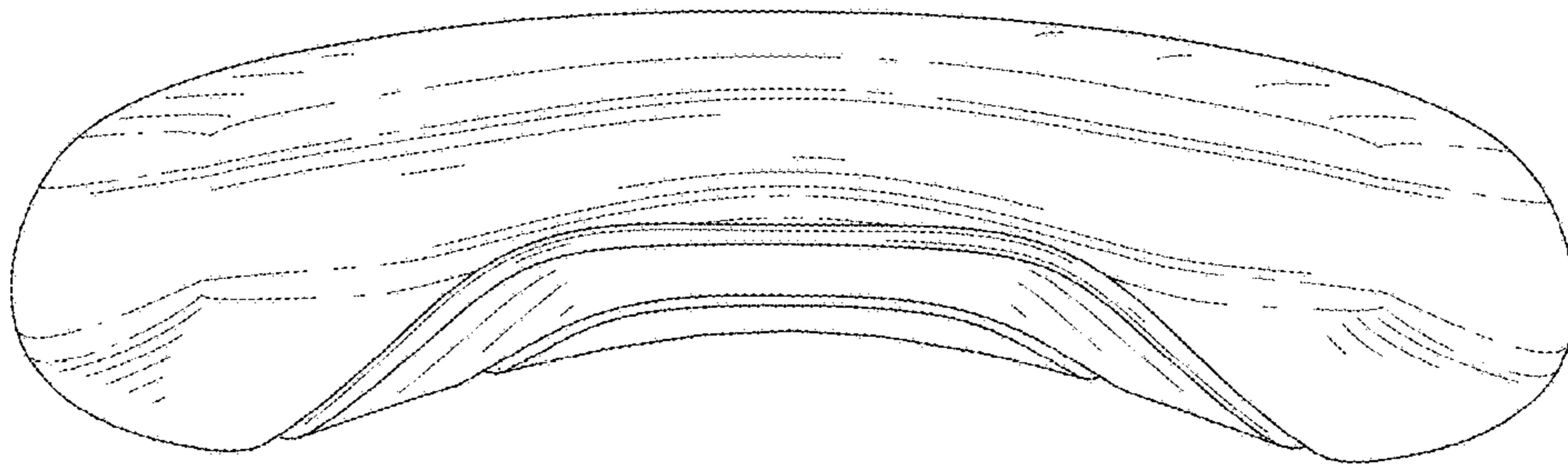


FIG. 7

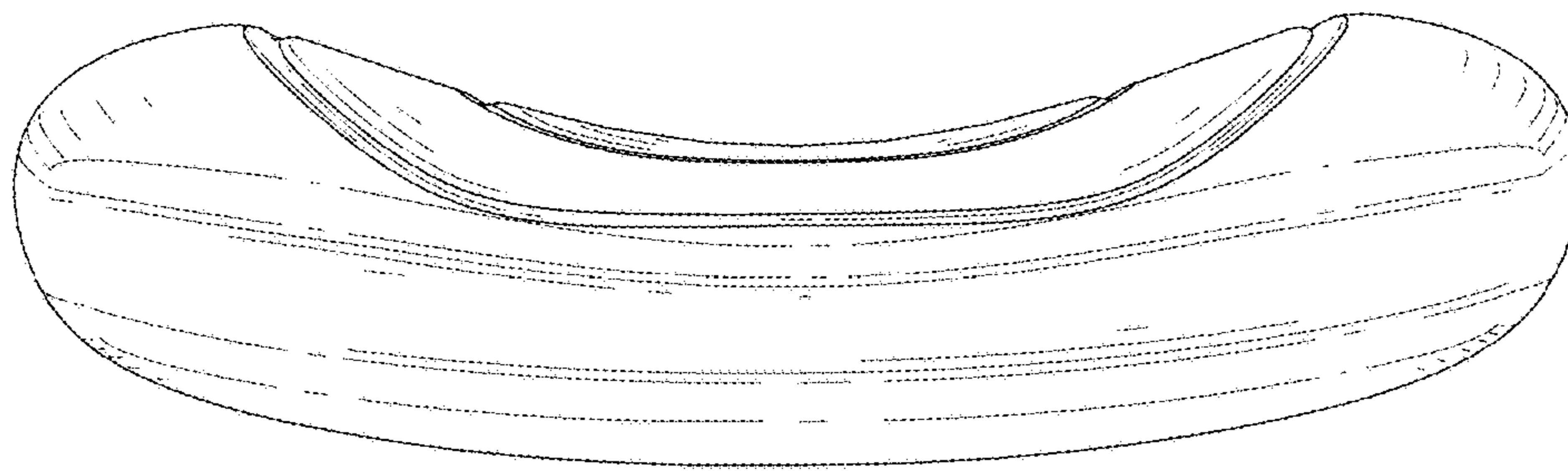


FIG. 8