



US00D844342S

(12) **United States Design Patent**
Tran

(10) **Patent No.:** **US D844,342 S**

(45) **Date of Patent:** **** Apr. 2, 2019**

(54) **CHAIR**

D770,193 S * 11/2016 Duvigneau D6/369
D779,223 S * 2/2017 Duvigneau D6/379

(71) Applicant: **Plascene Inc.**, Oxnard, CA (US)

* cited by examiner

(72) Inventor: **Minh Dat Duy Tran**, Huntington Beach, CA (US)

Primary Examiner — Mimosa De

(**) Term: **15 Years**

(74) *Attorney, Agent, or Firm* — Michael N. Cohen;
Cohen IP Law Group PC

(21) Appl. No.: **29/626,875**

(22) Filed: **Nov. 21, 2017**

(57) **CLAIM**

(51) **LOC (11) Cl.** **06-01**

I claim the ornamental design for a chair, as shown and described.

(52) **U.S. Cl.**

USPC **D6/379**; D6/380

(58) **Field of Classification Search**

USPC D6/334–336, 369, 370, 374, 376, 379,
D6/380, 716, 716.1, 716.2, 716.3, 716.4
CPC A47C 3/04; A47C 4/02; A47C 4/03; A47C
4/08; A47C 4/024; A47C 4/028; A47C
5/12; A47C 7/16; A47C 7/54
See application file for complete search history.

DESCRIPTION

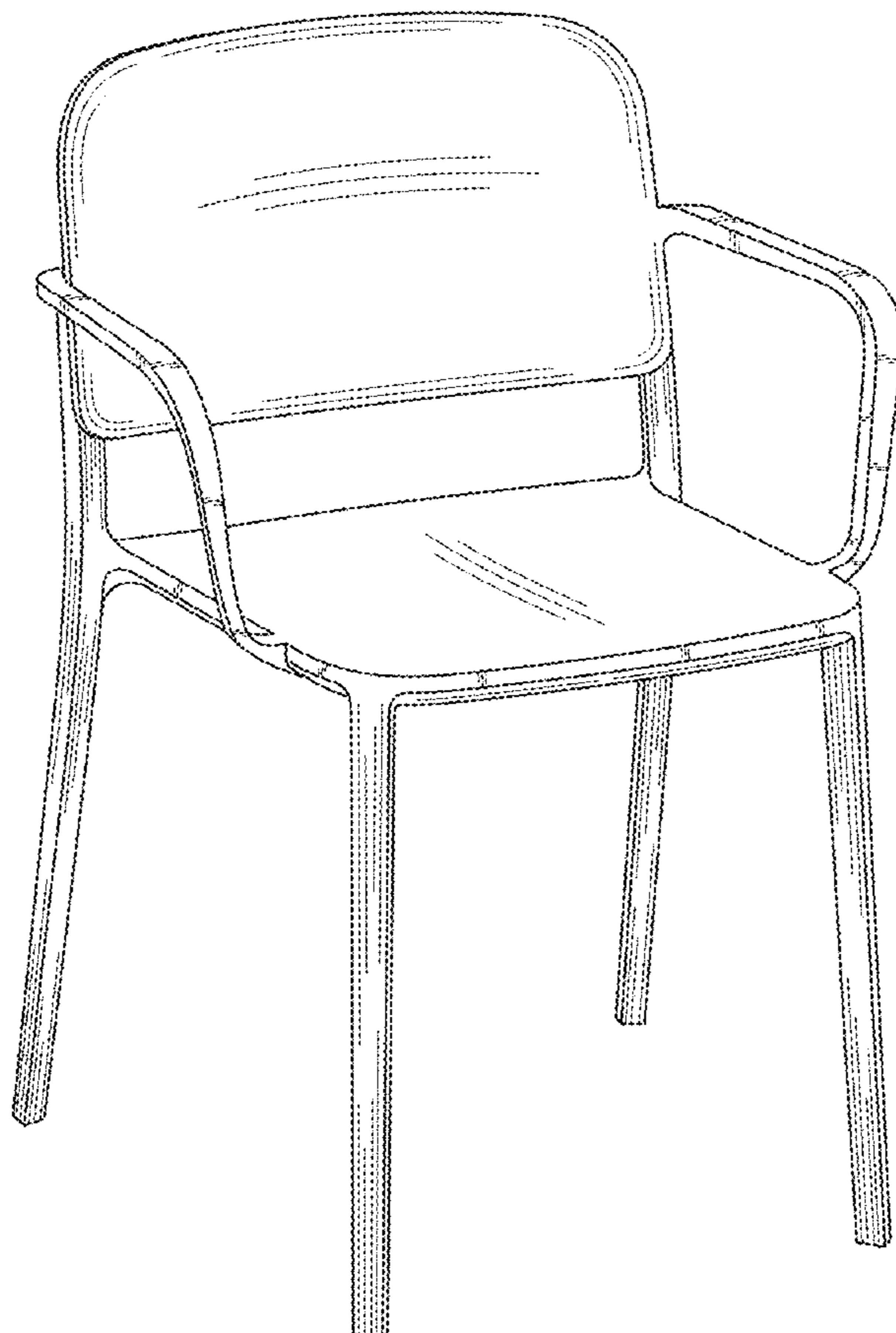
FIG. 1 is a side perspective view of a chair;
FIG. 2 is a front view of FIG. 1;
FIG. 3 is a back view of FIG. 1;
FIG. 4 is a top view of FIG. 1;
FIG. 5 is a bottom view of FIG. 1; and,
FIG. 6 is a side view of FIG. 1.

(56) **References Cited**

U.S. PATENT DOCUMENTS

D464,494 S * 10/2002 Gasca Burges D6/380
D679,515 S * 4/2013 Hsu D6/374

1 Claim, 6 Drawing Sheets






FIG. 1




FIG. 2




FIG. 3

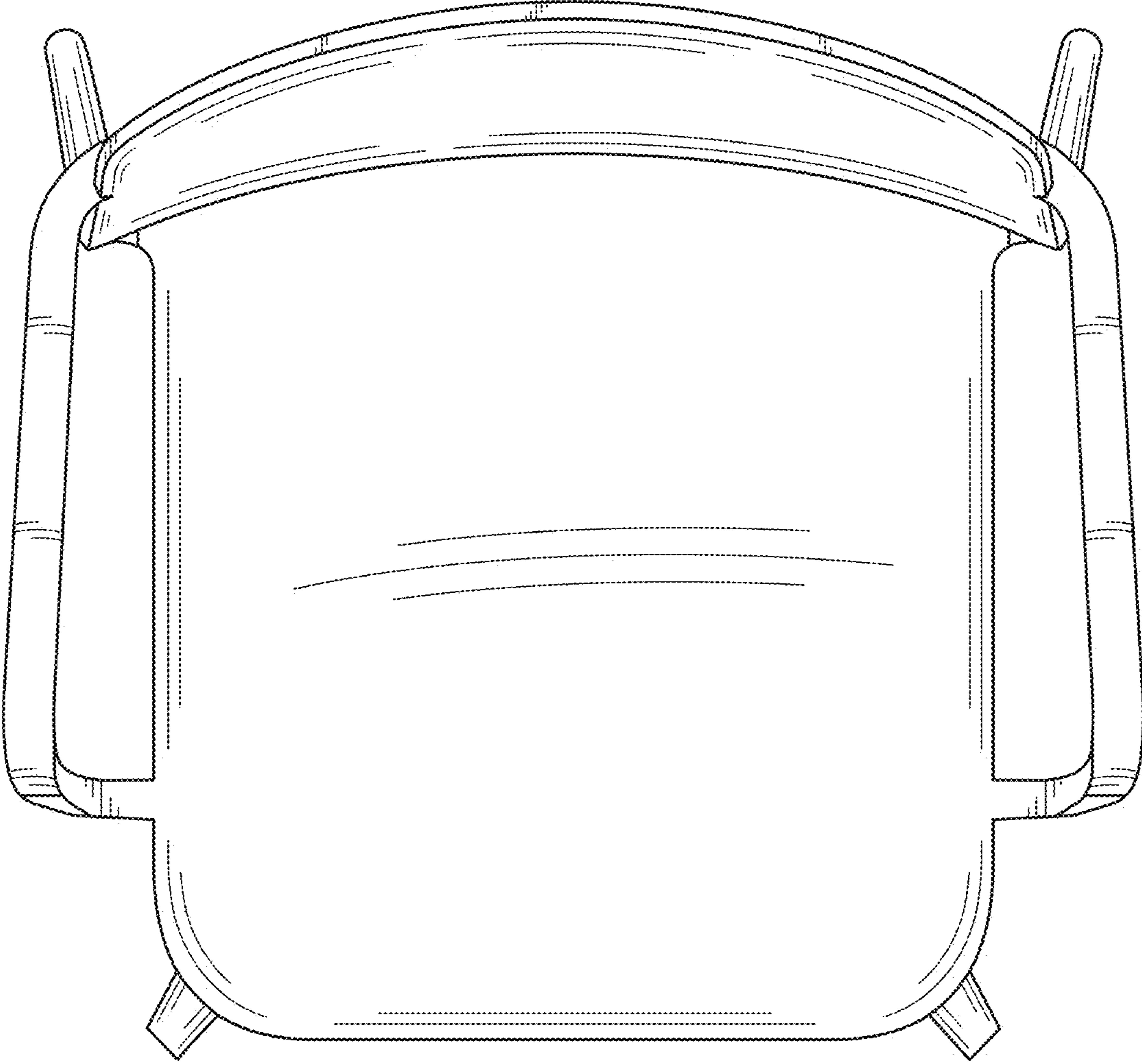


FIG. 4

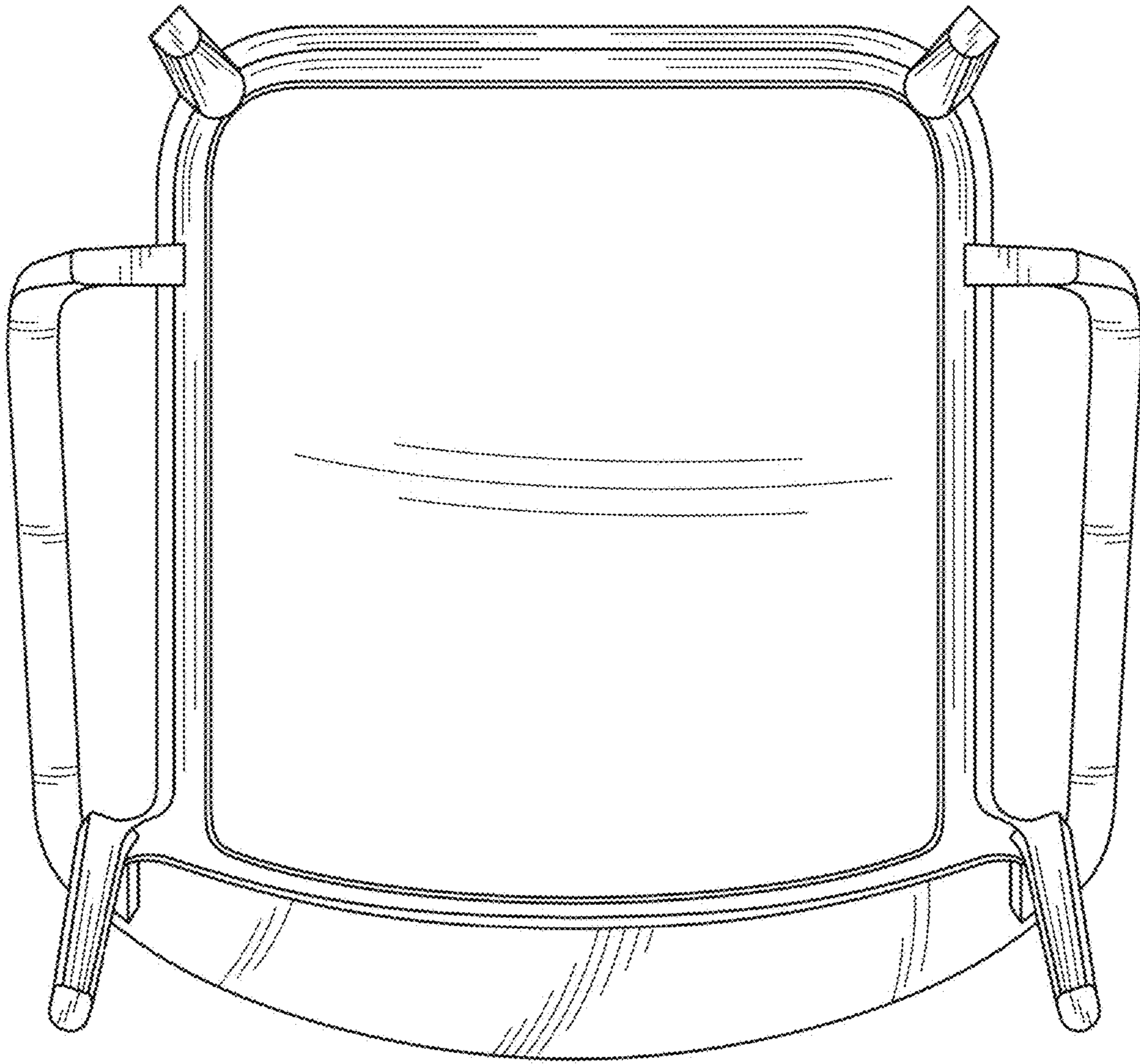


FIG. 5

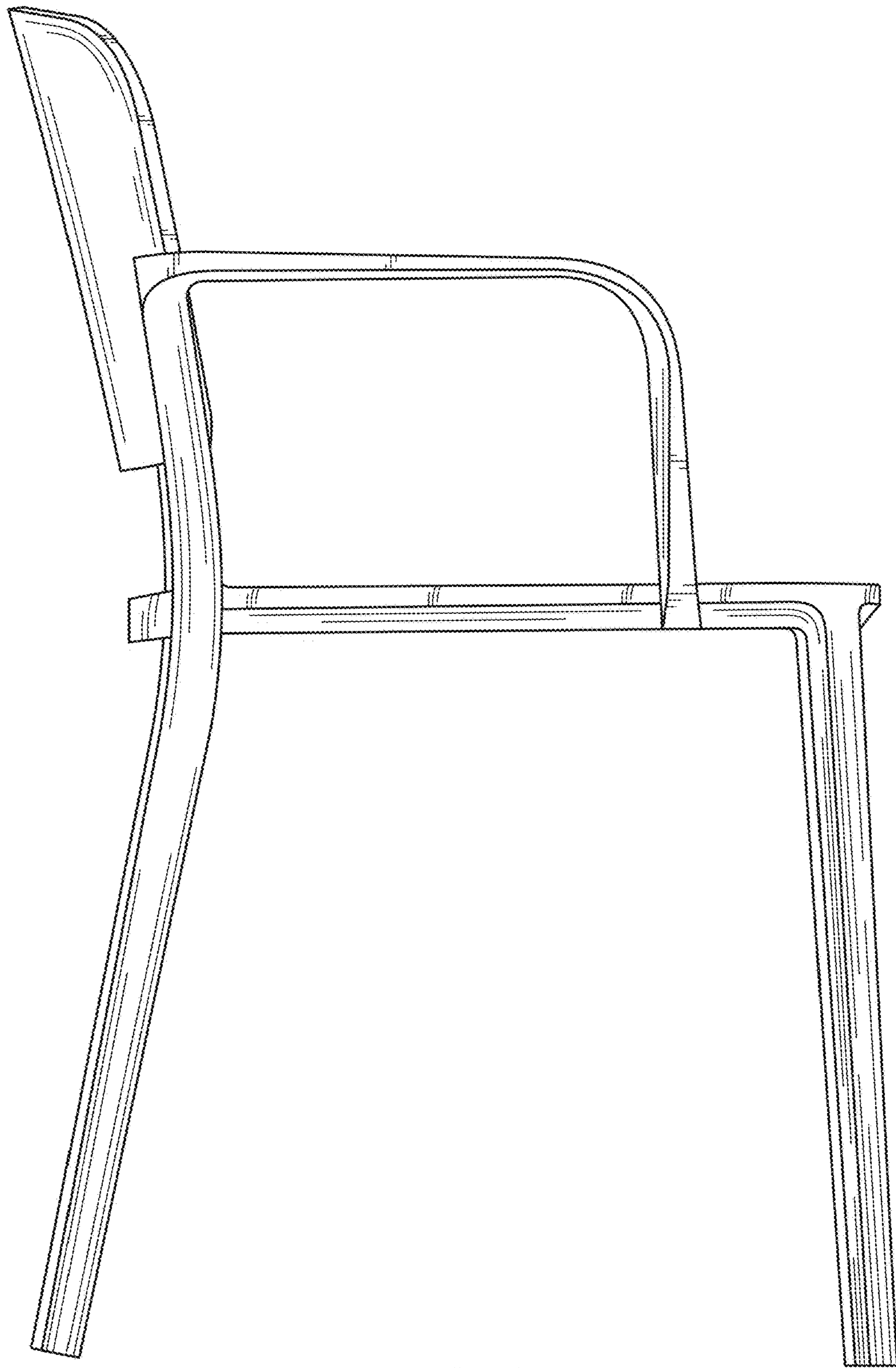


FIG. 6