



US00D844339S

(12) **United States Design Patent** (10) **Patent No.:** **US D844,339 S**  
**Ji** (45) **Date of Patent:** **\*\* Apr. 2, 2019**

(54) **CHAIR**

(71) Applicant: **FreeStyle International Co. Ltd.,**  
Ningbo (CN)

(72) Inventor: **Jin Ji,** Ningbo (CN)

(\*\*) Term: **15 Years**

(21) Appl. No.: **29/634,018**

(22) Filed: **Jan. 17, 2018**

(51) **LOC (11) Cl.** ..... **06-01**

(52) **U.S. Cl.**  
USPC ..... **D6/369**

(58) **Field of Classification Search**  
USPC ..... D6/334-336, 364, 369, 371, 372, 373,  
D6/374, 375, 716, 716.1, 716.4  
CPC ..... A47C 7/02; A47C 7/0213; A47C 7/024;  
A47C 7/18; A47C 7/50; A47C 15/002  
See application file for complete search history.

(56) **References Cited**

**U.S. PATENT DOCUMENTS**

D248,802 S \* 8/1978 Iselin ..... D6/364  
D249,752 S \* 10/1978 Eilersen ..... D6/364  
D264,027 S \* 4/1982 Aronowitz ..... D6/364  
D267,759 S \* 2/1983 Krabeepetcharat ..... D6/364  
D269,651 S \* 7/1983 Blowers ..... D6/364  
D273,156 S \* 3/1984 Dubbin ..... D6/334

D275,243 S \* 8/1984 Tiffany, III ..... D6/364  
D327,174 S \* 6/1992 Hopfer ..... D6/334  
D336,377 S \* 6/1993 Gibson ..... D6/334  
D395,557 S \* 6/1998 Smith ..... D6/334  
D399,660 S \* 10/1998 Smith ..... D6/334  
D433,824 S \* 11/2000 King ..... D6/334  
D544,231 S \* 6/2007 Boutin ..... D6/375  
D569,113 S \* 5/2008 Lewis ..... D6/334  
D573,358 S \* 7/2008 Gharabegian ..... D6/334  
D573,380 S \* 7/2008 Lentin ..... D6/716  
D577,211 S \* 9/2008 Natuzzi ..... D6/334  
D725,396 S \* 3/2015 Lee ..... D6/371  
D751,310 S \* 3/2016 Schroeder ..... D6/364  
10,123,623 B2 \* 11/2018 Nelson ..... A47C 15/002

\* cited by examiner

*Primary Examiner* — Mimosa De  
(74) *Attorney, Agent, or Firm* — Themis Law

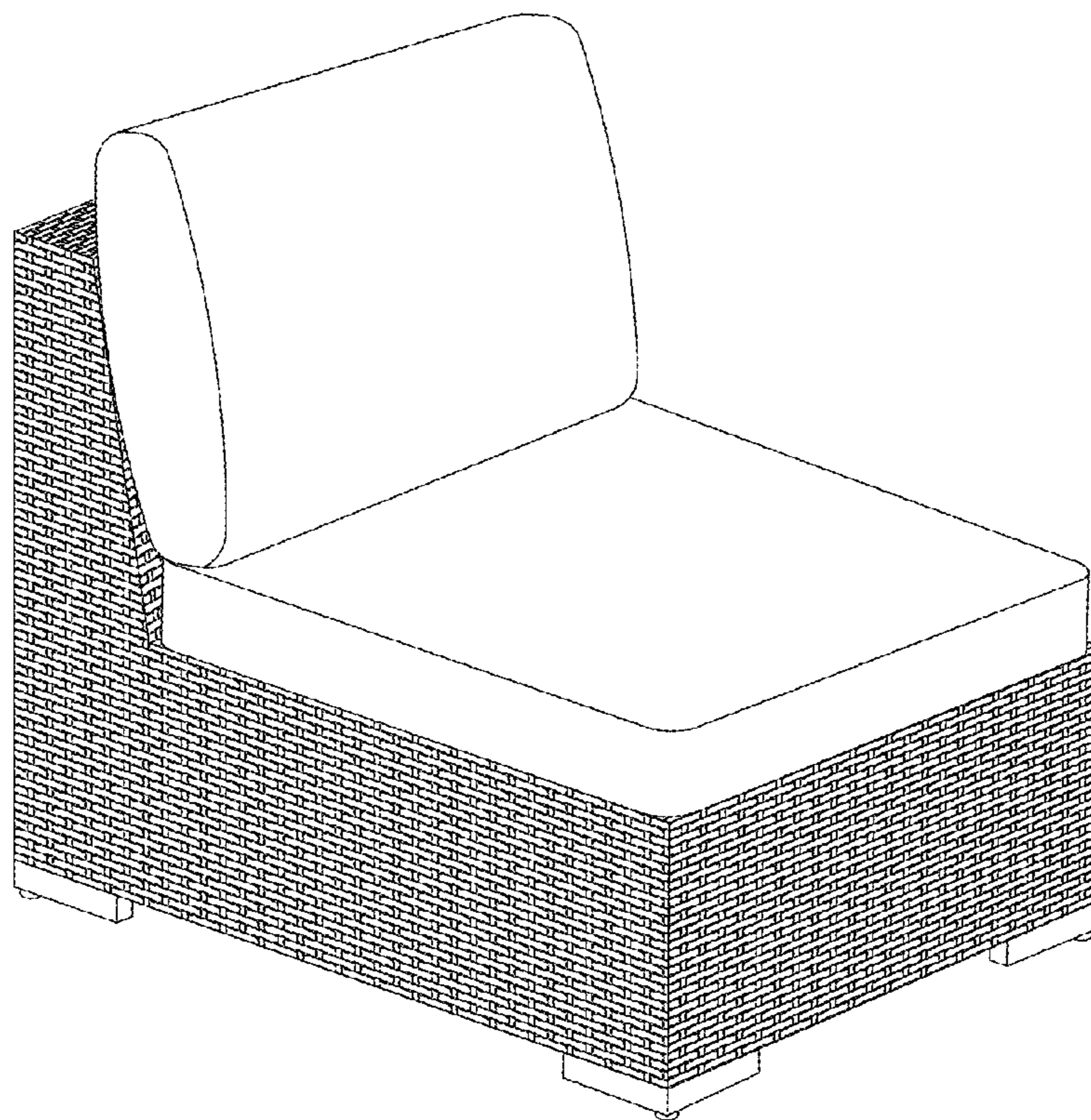
(57) **CLAIM**

The ornamental design for a chair, as shown and described.

**DESCRIPTION**

FIG. 1 is a perspective view of a chair showing my new design;  
FIG. 2 is a front view thereof;  
FIG. 3 is a rear view thereof;  
FIG. 4 is a left side view thereof, the right side view being a mirror image;  
FIG. 5 is a top view thereof; and,  
FIG. 6 is a bottom view thereof.

**1 Claim, 6 Drawing Sheets**



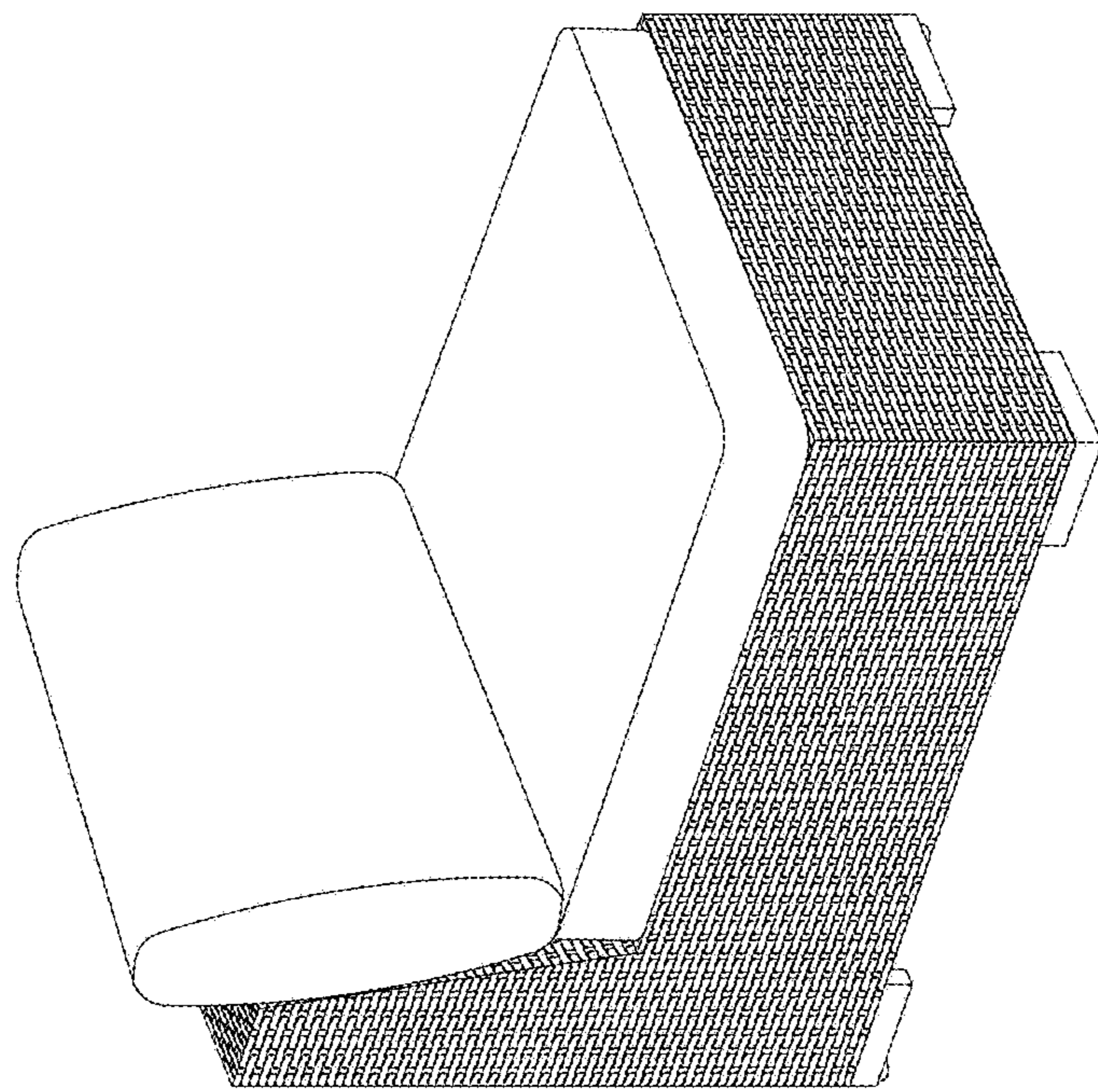


FIG. 1

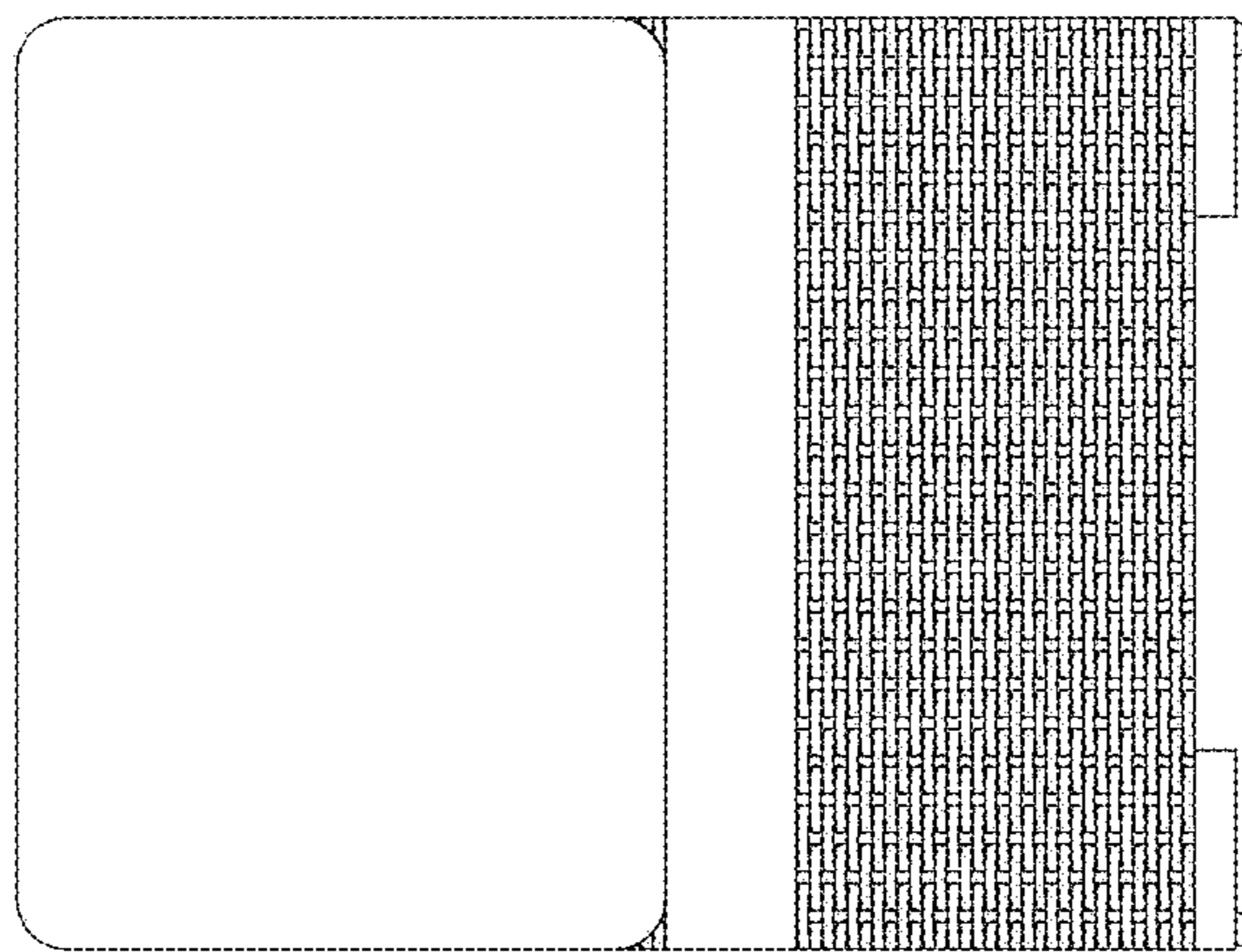


FIG. 2




FIG. 3

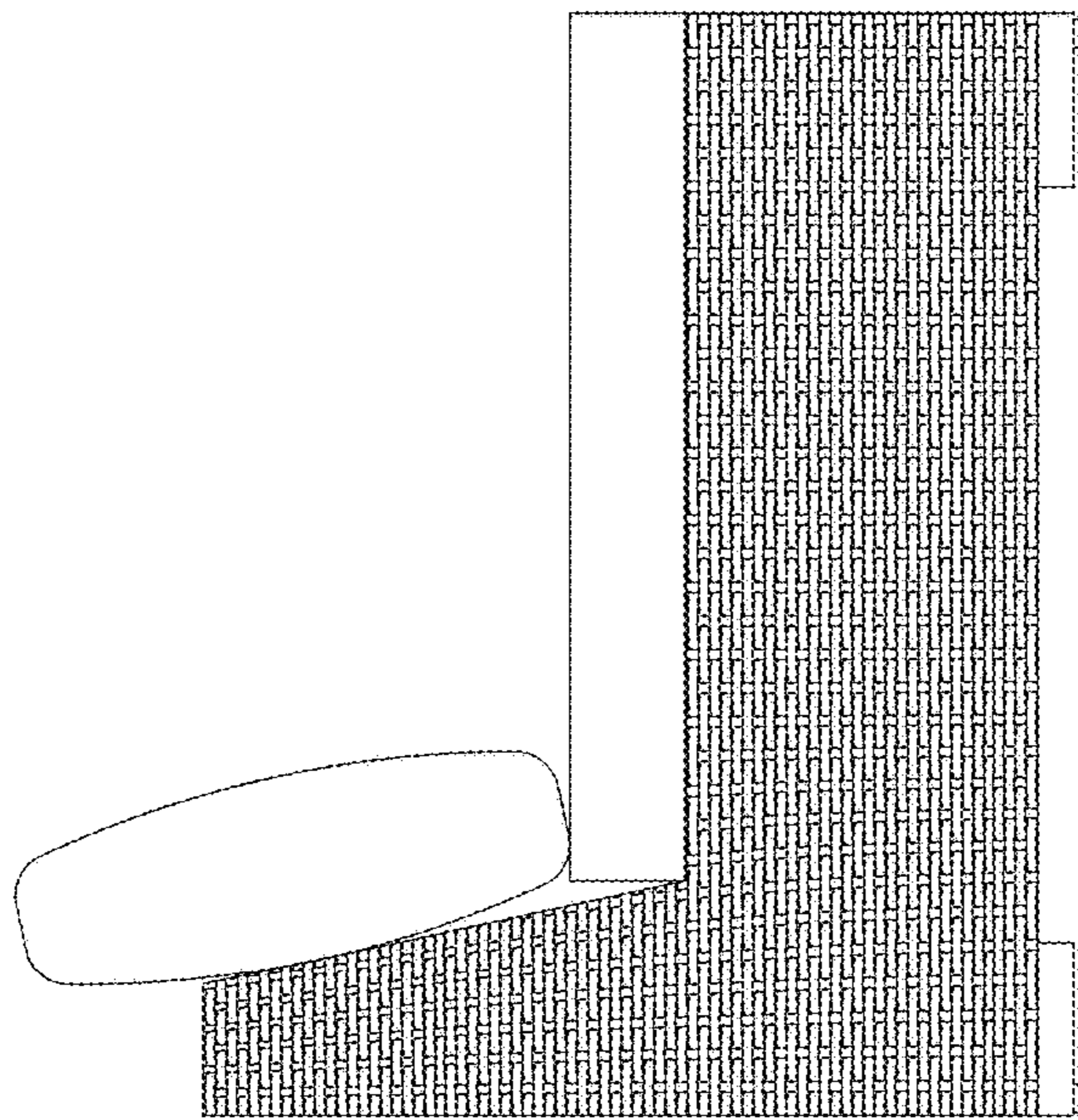


FIG. 4




FIG. 5




FIG. 6