

US00D844332S

(12) **United States Design Patent** (10) **Patent No.:** **US D844,332 S**
Park (45) **Date of Patent:** **** Apr. 2, 2019**

(54) **GROOMING DEVICE**
(71) Applicant: **Don Park**, Carlstadt, NJ (US)
(72) Inventor: **Don Park**, Carlstadt, NJ (US)
(**) Term: **15 Years**
(21) Appl. No.: **29/640,928**
(22) Filed: **Mar. 19, 2018**
(51) **LOC (11) Cl.** **04-01**
(52) **U.S. Cl.**
USPC **D4/120**
(58) **Field of Classification Search**
USPC D4/104, 108, 110, 116, 117, 118, 120,
D4/132, 134; D28/7, 10, 13, 21, 57, 42,
D28/76; D30/158, 159; D32/42
CPC A46B 200/00; A46B 200/104; A46B
200/1006; A46B 200/1026; A46B
200/1066; A46B 200/1093; A46B
200/1086; A46B 200/3073; A46B 1/00;
A46B 5/00; A46B 5/0016; A46B 5/0012;
A46B 9/00; A46B 9/02; A46B 9/04;
A46B 9/021; A46B 9/023
See application file for complete search history.

(56) **References Cited**
U.S. PATENT DOCUMENTS
2,095,741 A * 10/1937 Hachman A46B 5/0016
132/310
D289,463 S * 4/1987 Jones D28/25
D297,888 S * 10/1988 Stoll D4/105
D332,700 S * 1/1993 Hill D28/25
5,459,898 A * 10/1995 Bacolot A46B 5/0016
15/106
D377,867 S * 2/1997 Berghash D4/105
D424,307 S * 5/2000 Spriggs D4/134
6,088,869 A * 7/2000 Kaneda A46B 3/16
15/110
D724,266 S * 3/2015 Hill D28/21

D734,038 S * 7/2015 Suher D4/106
D775,838 S * 1/2017 Laws D4/104
D807,043 S * 1/2018 Grund D4/120
D823,003 S * 7/2018 Lafortune D4/117
D830,704 S * 10/2018 Treeby D4/134
2003/0088933 A1* 5/2003 Woods A46B 5/00
15/167.1
2012/0272984 A1* 11/2012 Hurwitz A46B 9/04
132/200
2016/0262529 A1* 9/2016 DeRicco A46B 5/0016
2018/0199793 A1* 7/2018 Rosin A46B 5/0016
2018/0310700 A1* 11/2018 Cordero A46B 9/028

* cited by examiner

Primary Examiner — Wan Laymon
Assistant Examiner — Clint A Samuel
(74) *Attorney, Agent, or Firm* — John H. Choi &
Associates LLC

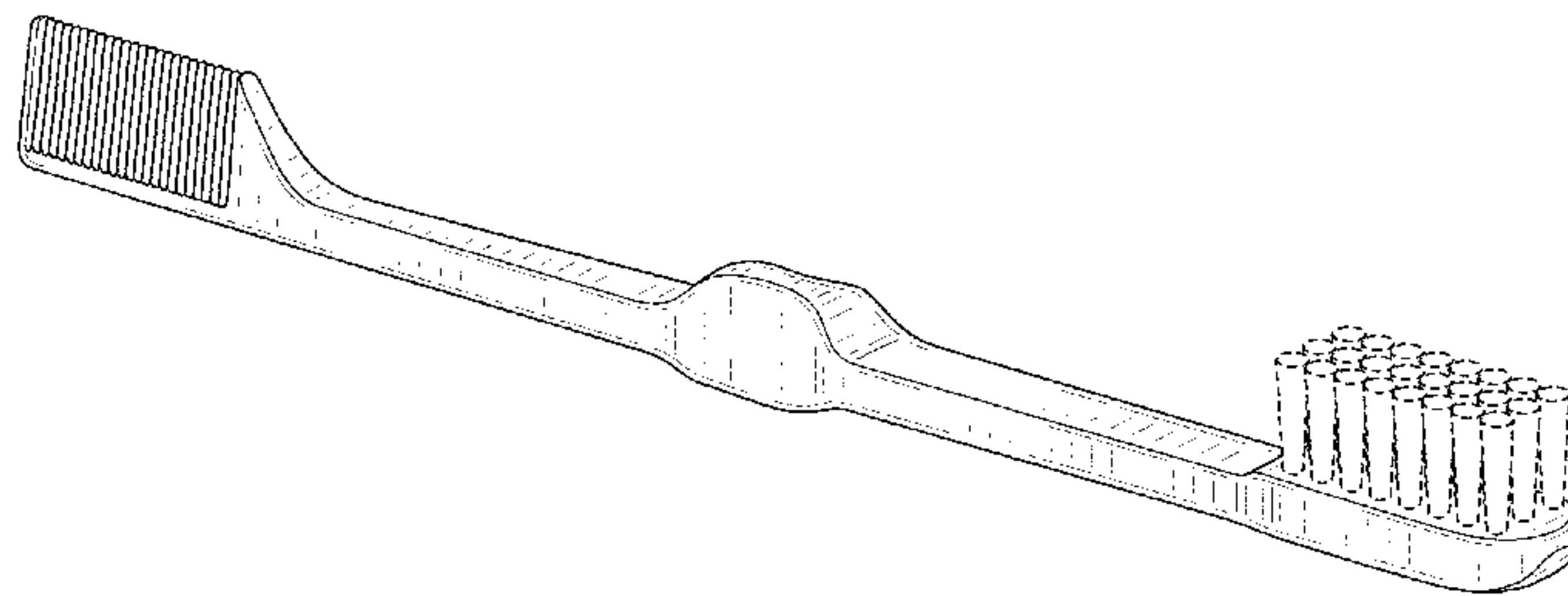
(57) **CLAIM**

The ornamental design for a grooming device, as shown and described.

DESCRIPTION

FIG. 1 is an enlarged top side front perspective view of the grooming device of the present invention;
FIG. 2 is a front plan view of the grooming device shown in FIG. 1.
FIG. 3 is a rear plan view of the grooming device shown in FIG. 1.
FIG. 4 is a left side plan view of the grooming device shown in FIG. 1, the right side plan view being a mirror image of the left side plan view.
FIG. 5 is a top plan view of the grooming device shown in FIG. 1; and,
FIG. 6 is a bottom plan view of the grooming device shown in FIG. 1.
The features shown in broken lines depict environmental subject matter only and form no part of the claimed design.

1 Claim, 5 Drawing Sheets



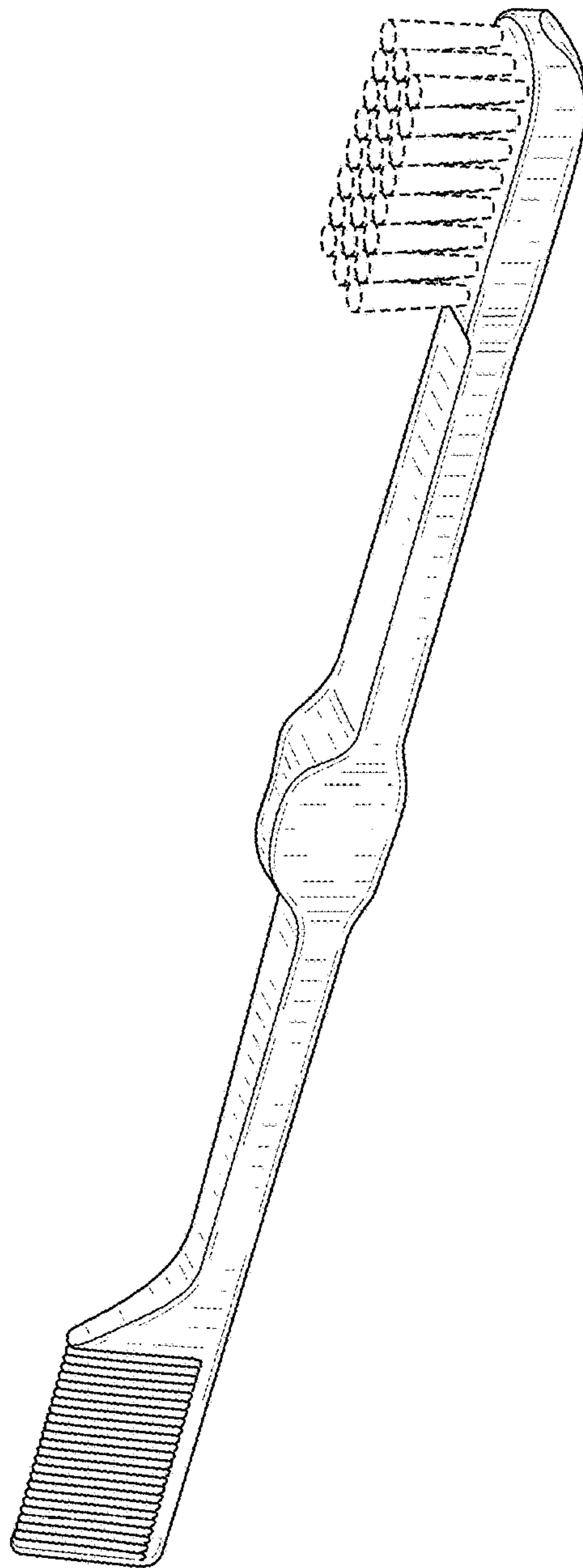


FIG. 1

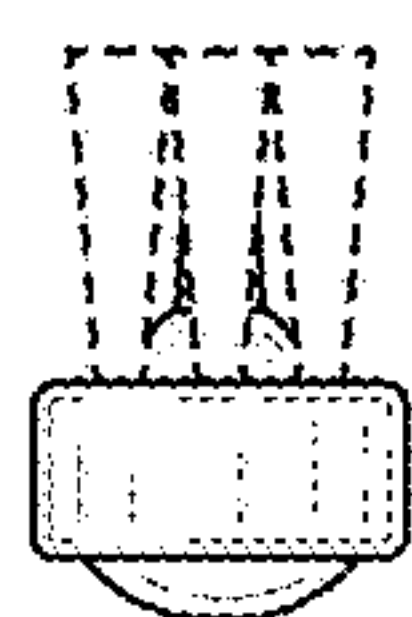


FIG. 2

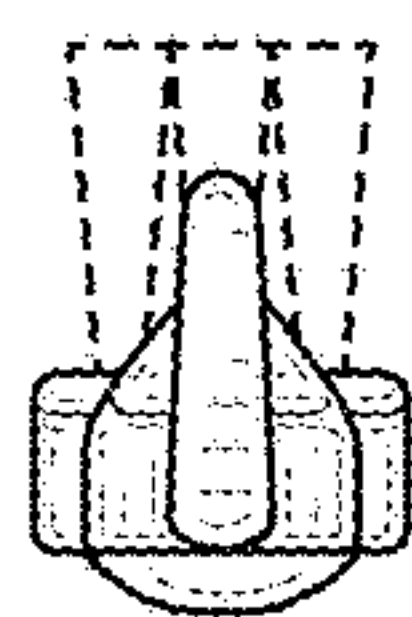


FIG. 3

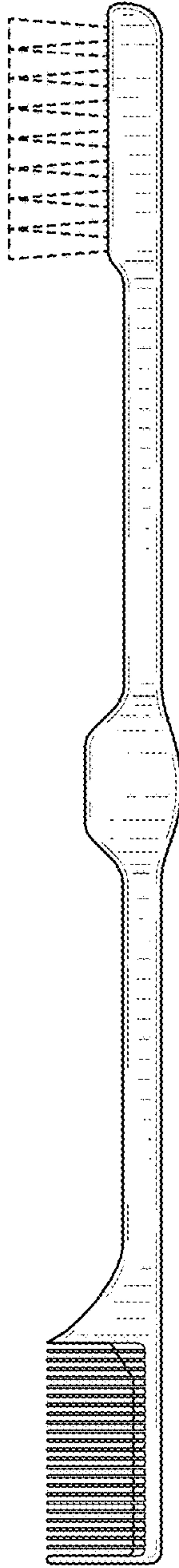


FIG. 4

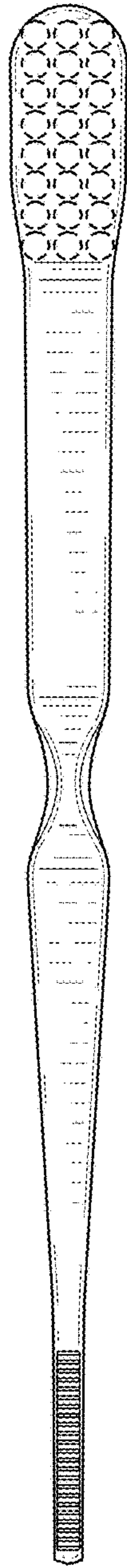


FIG. 5

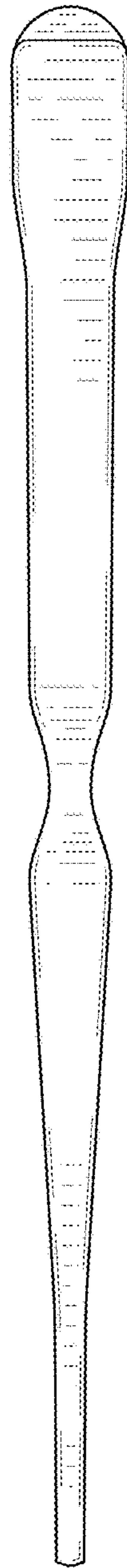


FIG. 6

(12) **SUPPLEMENTAL EXAMINATION CERTIFICATE**

**United States Patent
Park**

(10) Number: **US D844,332 F1**
(45) Certificate Issued: **Mar. 11, 2024**

Control No.: 96/050,020

Filing Date: Dec. 15, 2023

Primary Examiner: Brett Miller

No substantial new question of patentability is raised in the request for supplemental examination. See the Reasons for Substantial New Question of Patentability Determination in the file of this proceeding.

(56) Items of Information

U.S. PATENT DOCUMENTS

D839,602	Taylor, et al.
D861,353	Dericco
D817,644	Sheppard
D855,331	Park, et al.