



US00D844323S

(12) **United States Design Patent** (10) **Patent No.:** **US D844,323 S**  
**Shuai et al.** (45) **Date of Patent:** **\*\* Apr. 2, 2019**

(54) **LOCKING BAG**  
(71) Applicant: **IdeaStream Consumer Products, LLC**, Cleveland, OH (US)  
(72) Inventors: **Yanhong Shuai**, Shenzhen (CN); **Rong Zeng**, Shenzhen (CN); **Ashlee Hietanen**, Mentor, OH (US); **Benjamin Hietanen**, Mentor, OH (US)

D492,485 S \* 7/2004 Domotor ..... D3/276  
D506,609 S \* 6/2005 Hillman ..... D3/289  
D518,956 S \* 4/2006 Van Himbeeck ..... D3/289  
D600,440 S \* 9/2009 Gaikwad ..... D3/203.1  
D621,152 S \* 8/2010 Lebow ..... D3/203.1  
D624,752 S \* 10/2010 Fried ..... D3/276  
D639,063 S \* 6/2011 Benoit ..... D3/289  
D651,393 S \* 1/2012 Coleman ..... D3/203.6  
D780,523 S \* 3/2017 Jacobsen ..... D7/607

(73) Assignee: **IdeaStream Consumer Products, LLC**, Cleveland, OH (US)

(\*\*) Term: **15 Years**

(21) Appl. No.: **29/631,849**

(22) Filed: **Jan. 3, 2018**

(51) **LOC (11) Cl.** ..... **03-01**

(52) **U.S. Cl.**  
USPC ..... **D3/274; D3/289; D3/901**

(58) **Field of Classification Search**  
USPC ..... D3/203.1, 203.6, 226, 227, 232, 246,  
D3/247, 249, 251, 254, 273, 274, 276,  
D3/285, 289, 301, 901, 903  
CPC ..... A45C 3/00; A45C 2003/007; A45C 3/02;  
A45C 11/008; A45C 2200/10; A45C  
5/005; A45D 2200/00

See application file for complete search history.

(56) **References Cited**

**U.S. PATENT DOCUMENTS**

D285,868 S \* 9/1986 Davis ..... D3/289  
D379,267 S \* 5/1997 Roegner ..... D3/285  
D405,957 S \* 2/1999 Test ..... D3/289  
D485,065 S \* 1/2004 Pelleg ..... D3/276

**OTHER PUBLICATIONS**

Amazon, "Vaultz Locking Travel Case for Cosmetics Storage, Black White Stripe (VZ03757)", First on sale Apr. 22, 2017. 04(<https://www.amazon.com/dp/B072B8SBQ3/>) (Year: 2017).\*

\* cited by examiner

*Primary Examiner* — Jennifer Rivard

*Assistant Examiner* — April Rivas

(74) *Attorney, Agent, or Firm* — Fay Sharpe LLP

(57) **CLAIM**

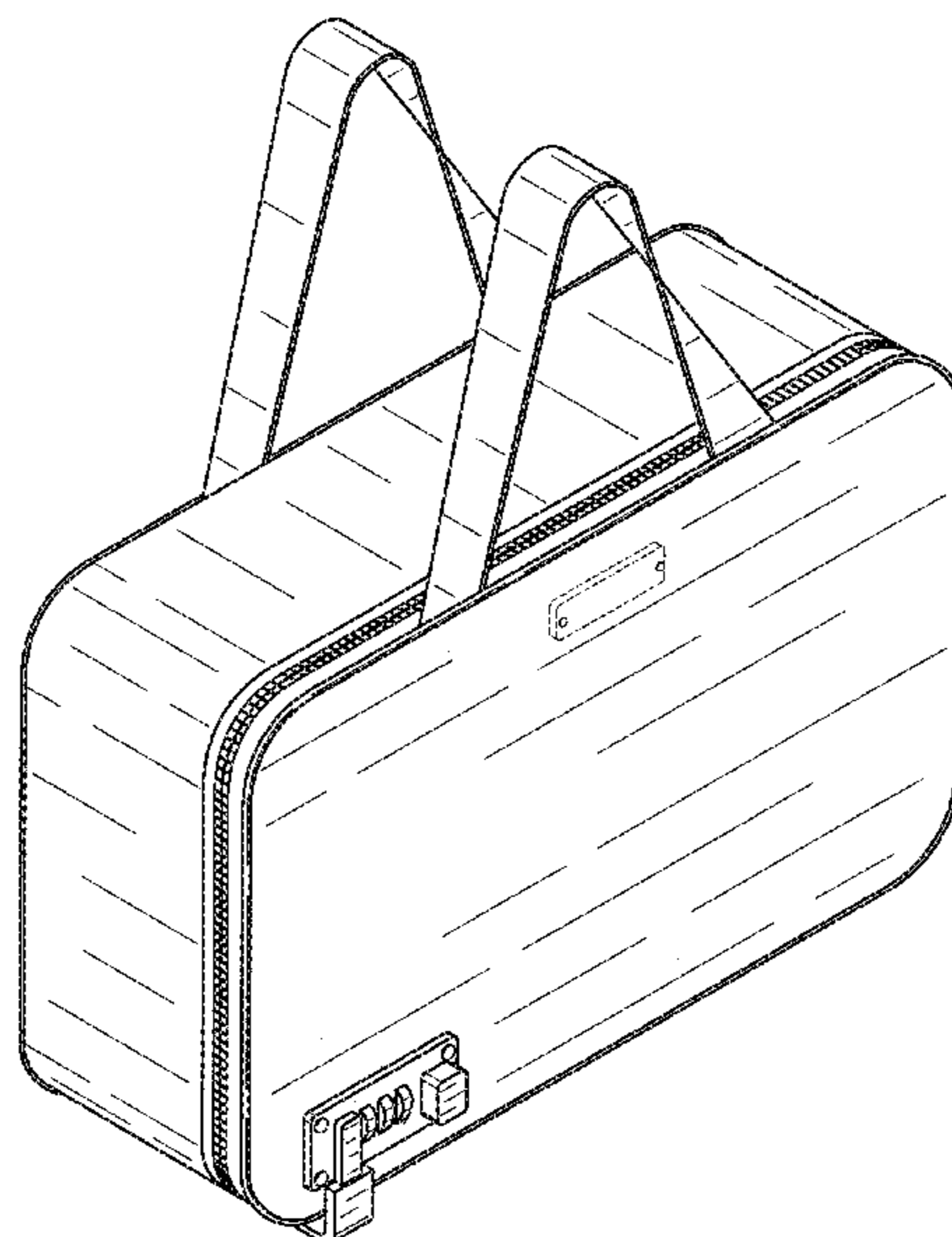
The ornamental design for a locking bag, as shown and described.

**DESCRIPTION**

FIG. 1 is a front perspective view of a locking bag of the present application;  
FIG. 2 is a back elevational view of the bag of FIG. 1;  
FIG. 3 is a top plan view of the bag of FIG. 1;  
FIG. 4 is a front elevational view of the bag of FIG. 1;  
FIG. 5 is a bottom plan view of the bag of FIG. 1;  
FIG. 6 is a left side plan view of the bag of FIG. 1; and,  
FIG. 7 is a right side plan view of the bag of FIG. 1.

The dashed lines illustrate portions of the locking bag and form no part of the claimed design.

**1 Claim, 4 Drawing Sheets**



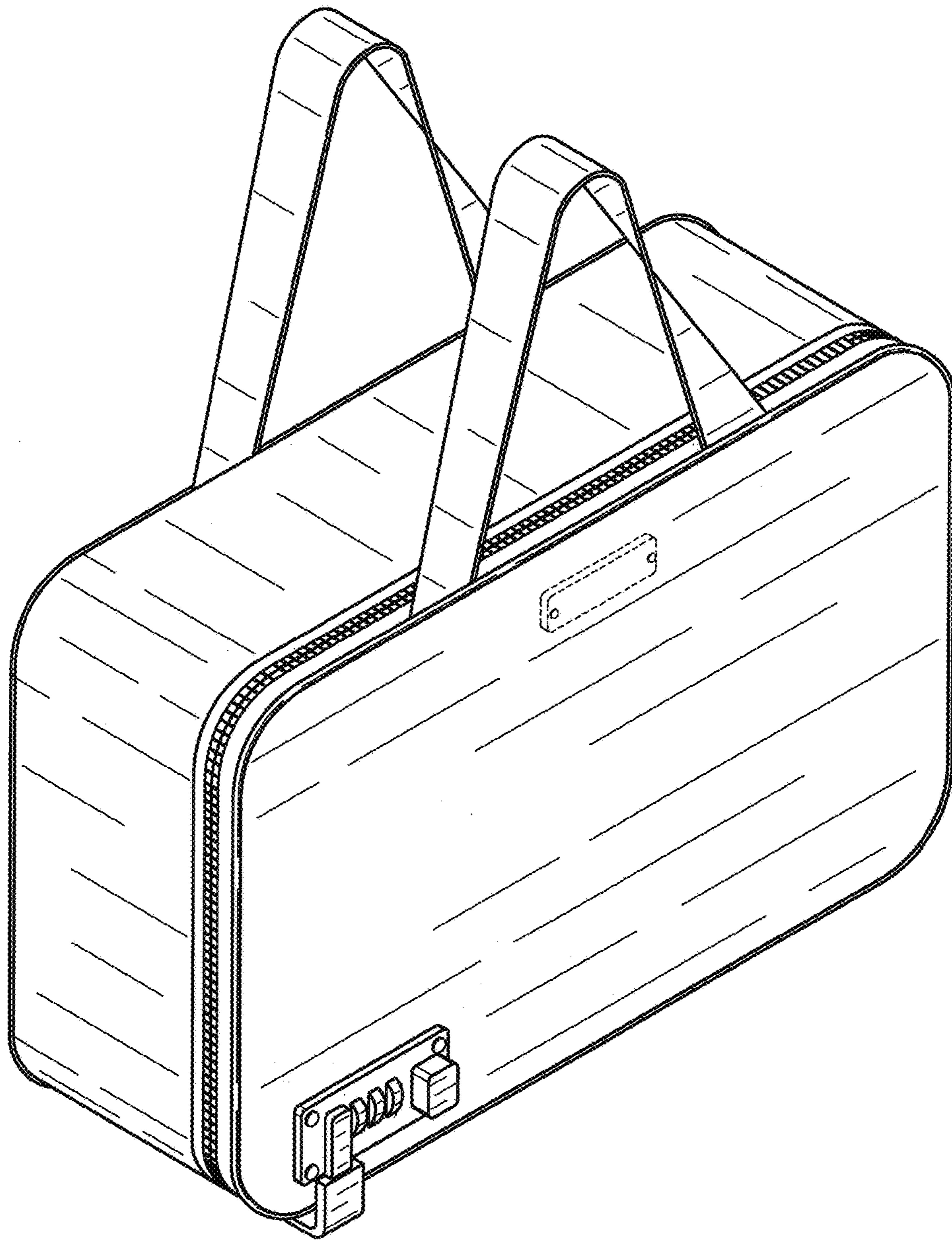


Fig. 1

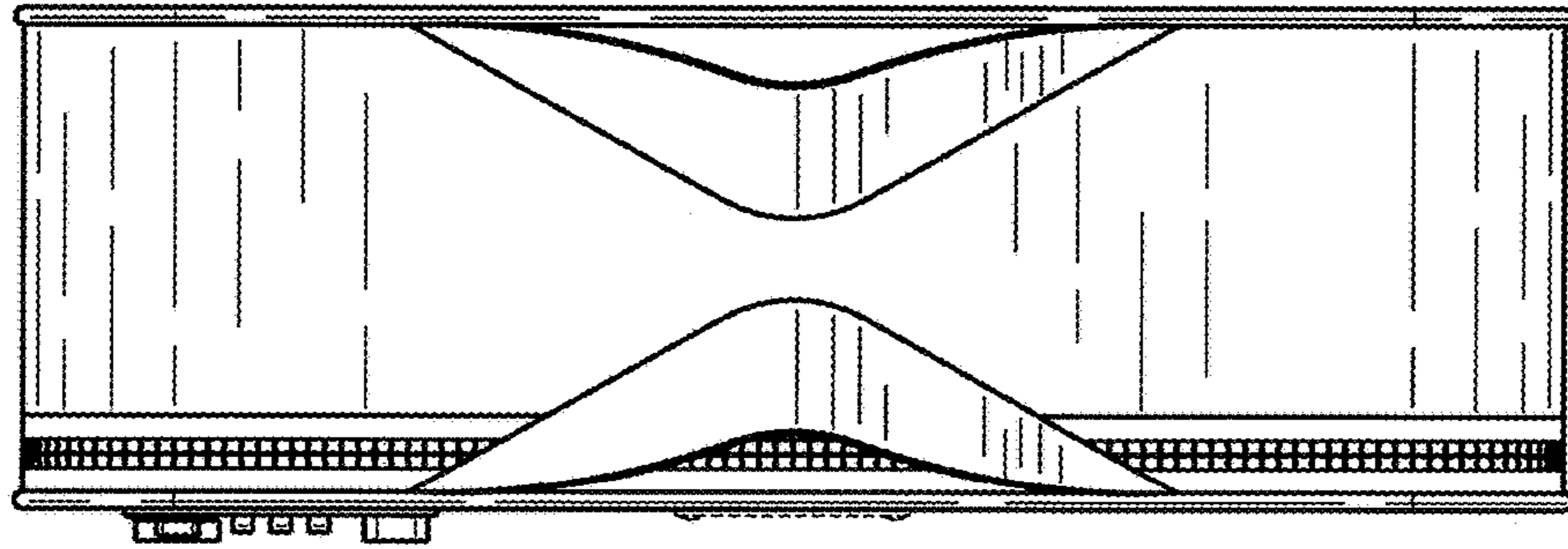


Fig. 3

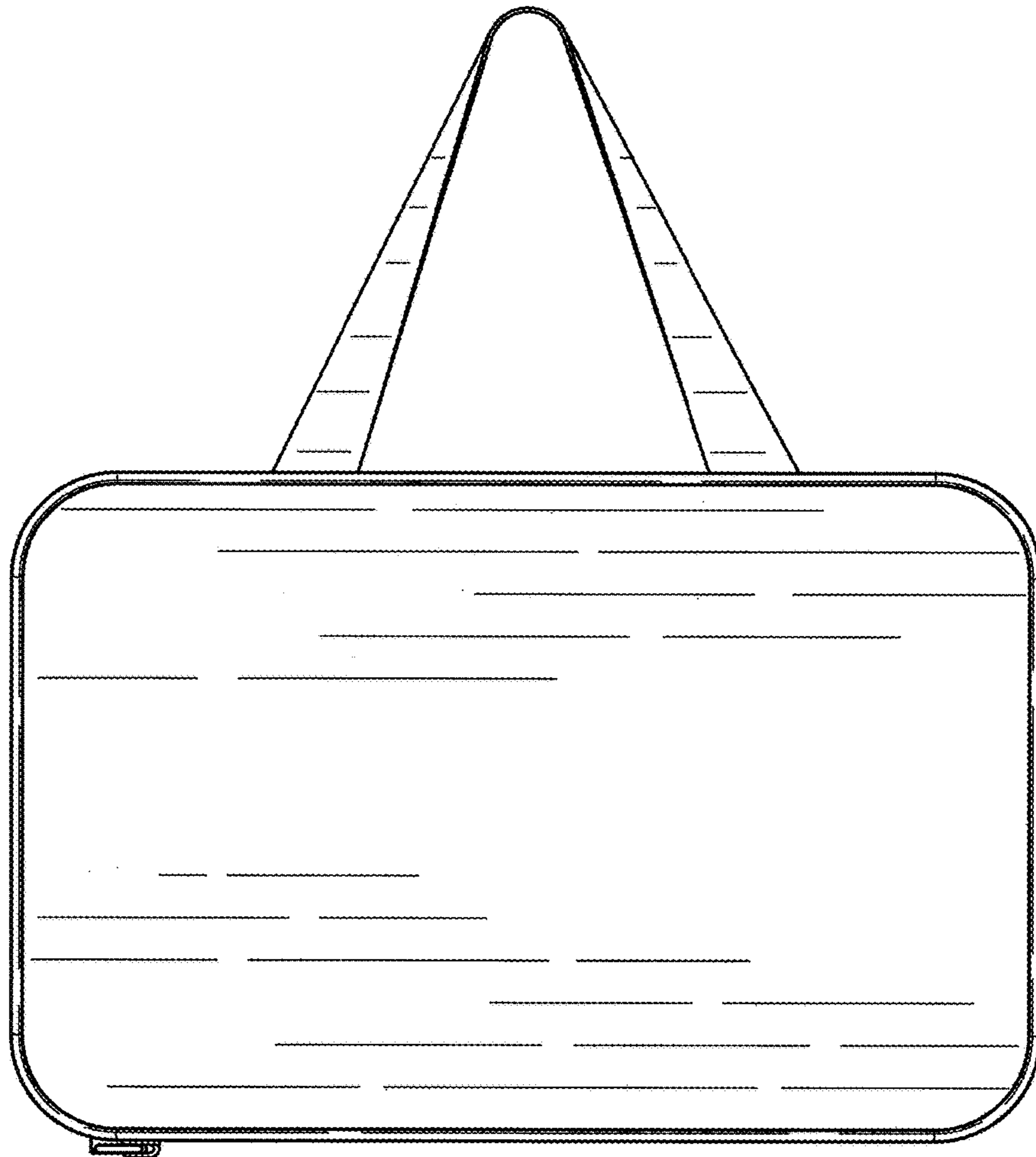


Fig. 2

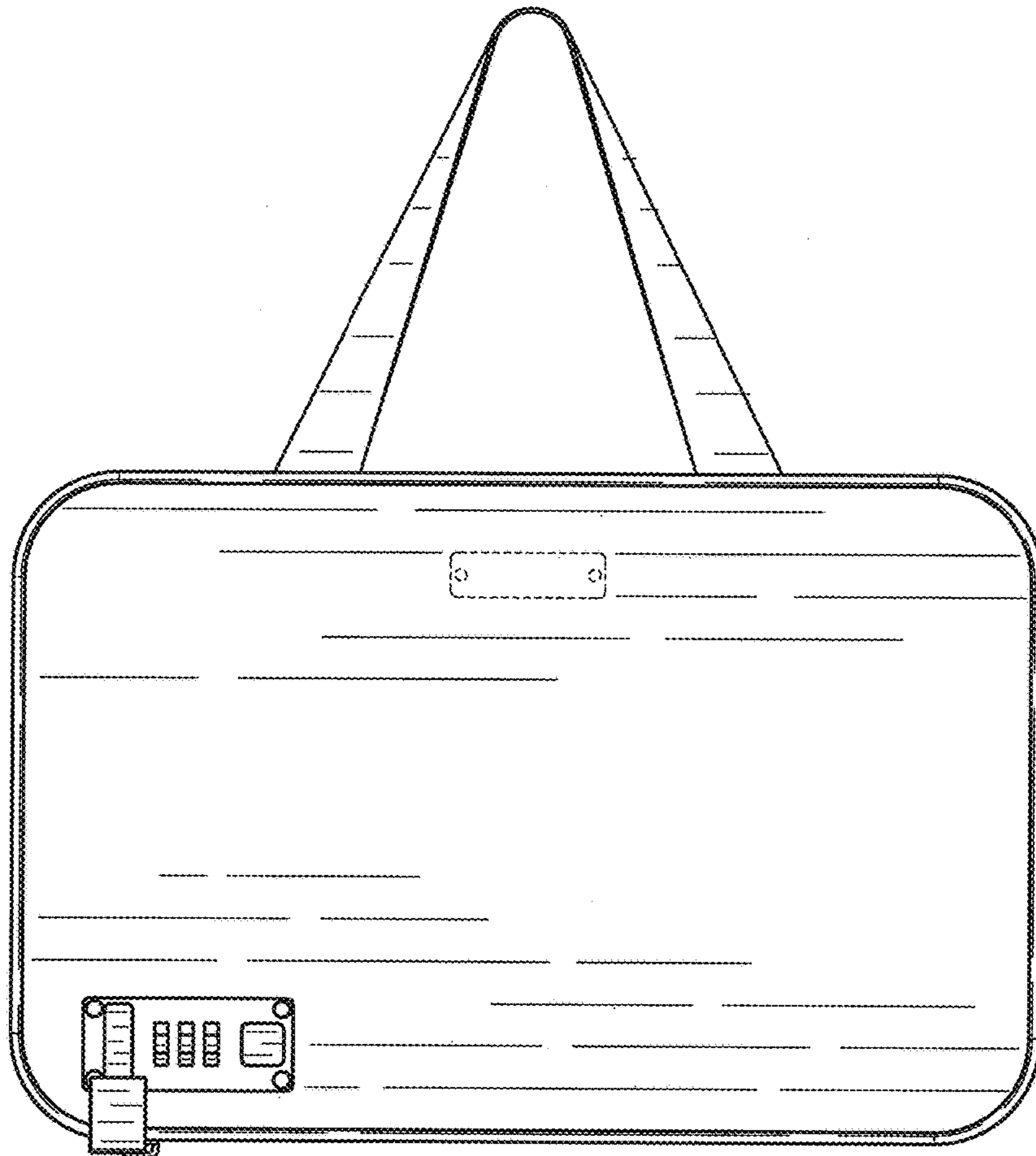


Fig. 4

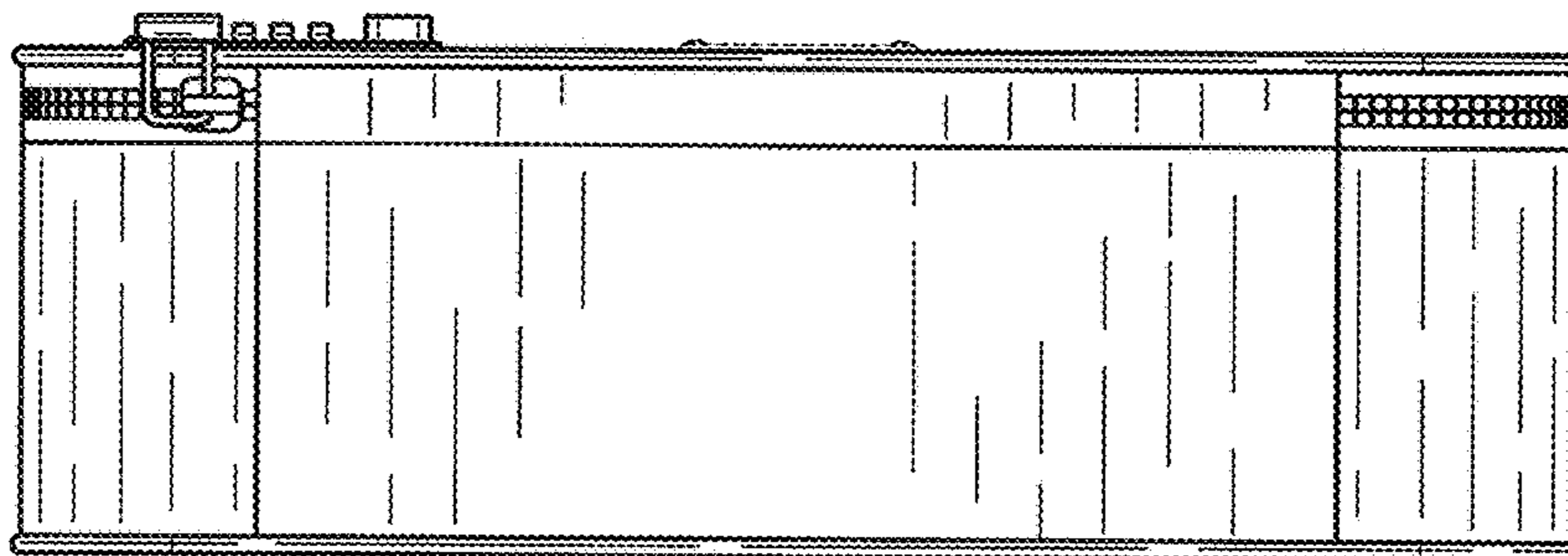


Fig. 5

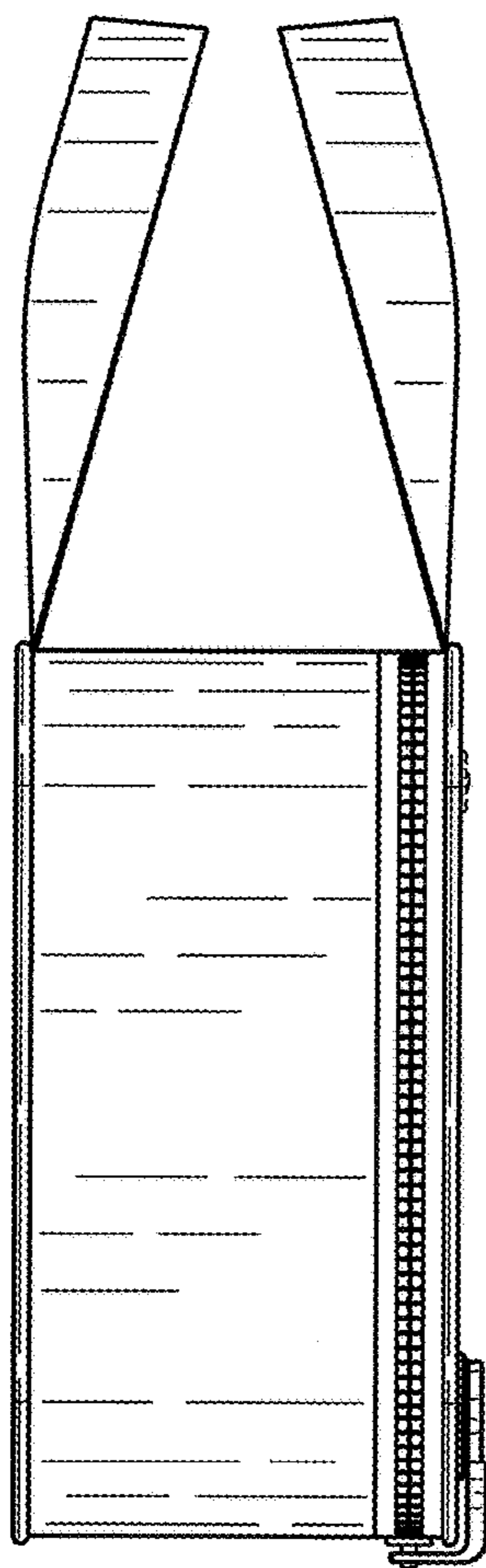


Fig. 6

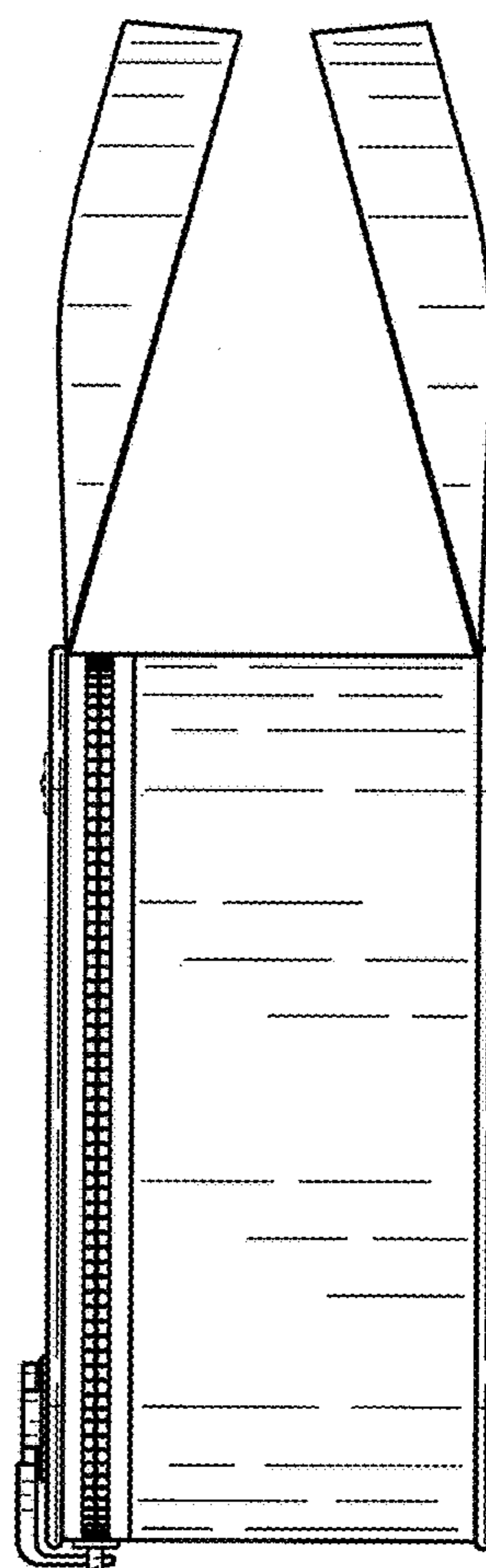


Fig. 7