



US00D844315S

(12) **United States Design Patent**
Grace

(10) **Patent No.:** **US D844,315 S**

(45) **Date of Patent:** **** Apr. 2, 2019**

(54) **BOOT ANKLET CLASP**

(71) Applicant: **Deborah Lita Grace**, St. Thomas, VI (US)

(72) Inventor: **Deborah Lita Grace**, St. Thomas, VI (US)

(**) Term: **15 Years**

(21) Appl. No.: **29/617,490**

(22) Filed: **Sep. 14, 2017**

(51) **LOC (11) Cl.** **02-07**

(52) **U.S. Cl.**
USPC **D2/976**

(58) **Field of Classification Search**

USPC D2/902-943, 923-943
CPC A43B 1/0036; A43B 21/00; A43B 21/02;
A43B 21/06; A43B 9/14; A43B 1/0045;
A43B 13/10; A43B 23/06; A43B 23/07;
A43B 5/12

See application file for complete search history.

(56) **References Cited**

U.S. PATENT DOCUMENTS

D239,341 S * 3/1976 Heckel D2/911
7,107,707 B2 * 9/2006 Schenone A43B 3/0078
36/100
D603,153 S * 11/2009 Recchi D2/910
D696,843 S 1/2014 Grace

FOREIGN PATENT DOCUMENTS

CA 20421 * 3/1956

OTHER PUBLICATIONS

Black Motorcycle Boot Vase posted by Burton and Burton posted review date Apr. 28, 2015, © Amazon, [online], [site visited Jul. 15, 2018]. Available from Internet, <https://www.amazon.com/Black-Motorcycle-Planter-Office-Decor> (Year: 2015).*

* cited by examiner

Primary Examiner — Cynthia Ramirez

Assistant Examiner — Laura H Yu

(74) *Attorney, Agent, or Firm* — Colorado Patents

(57) **CLAIM**

The ornamental design for the boot anklet clasp, as shown and described.

DESCRIPTION

FIG. 1 is a perspective view of my new design for a boot anklet clasp shown mounted on a boot and fastening the ends of a boot anklet together;

FIG. 2 is a front view of my design of FIG. 1 showing the design in isolation;

FIG. 3 is a rear view of the design of FIG. 2;

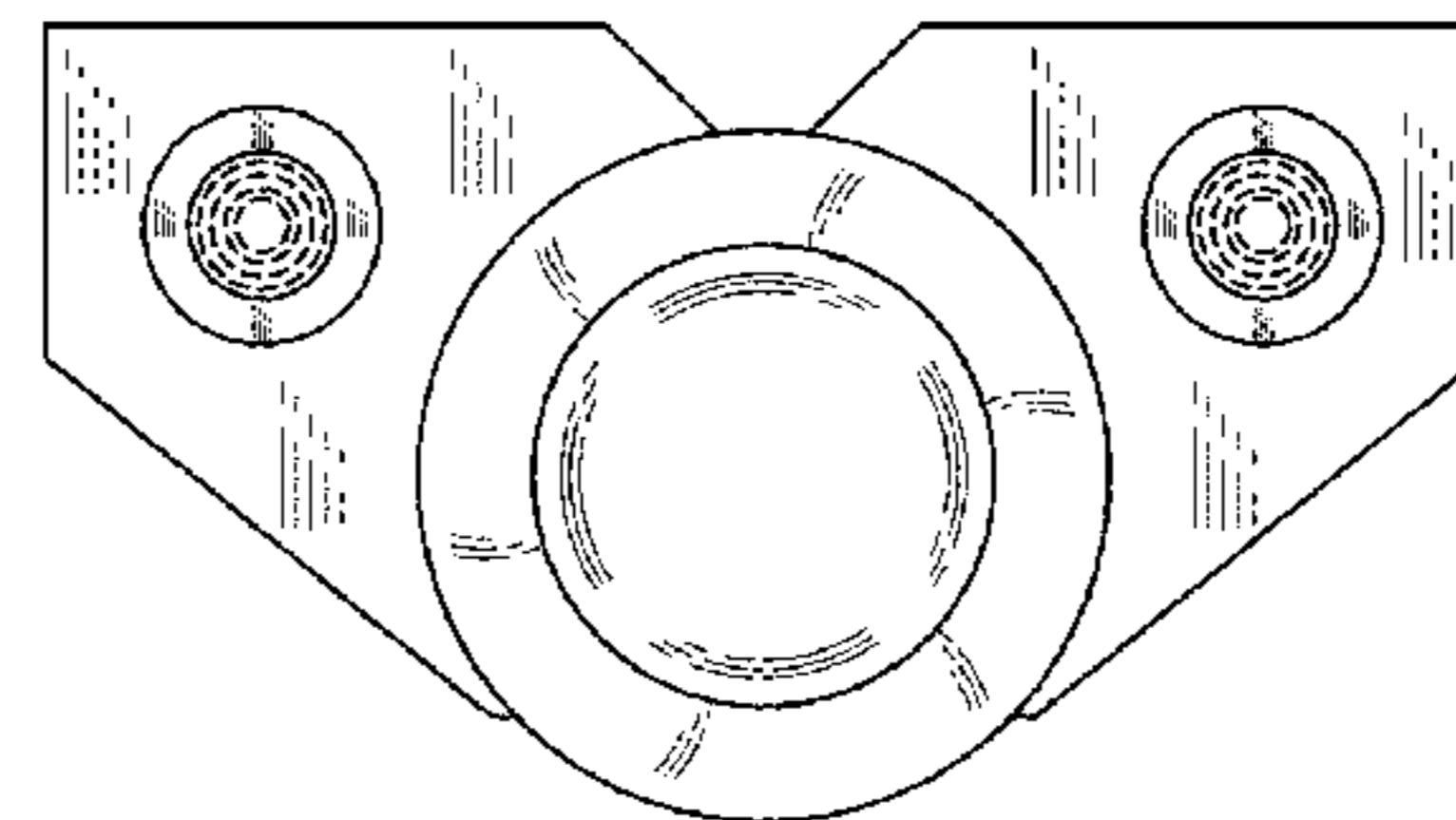
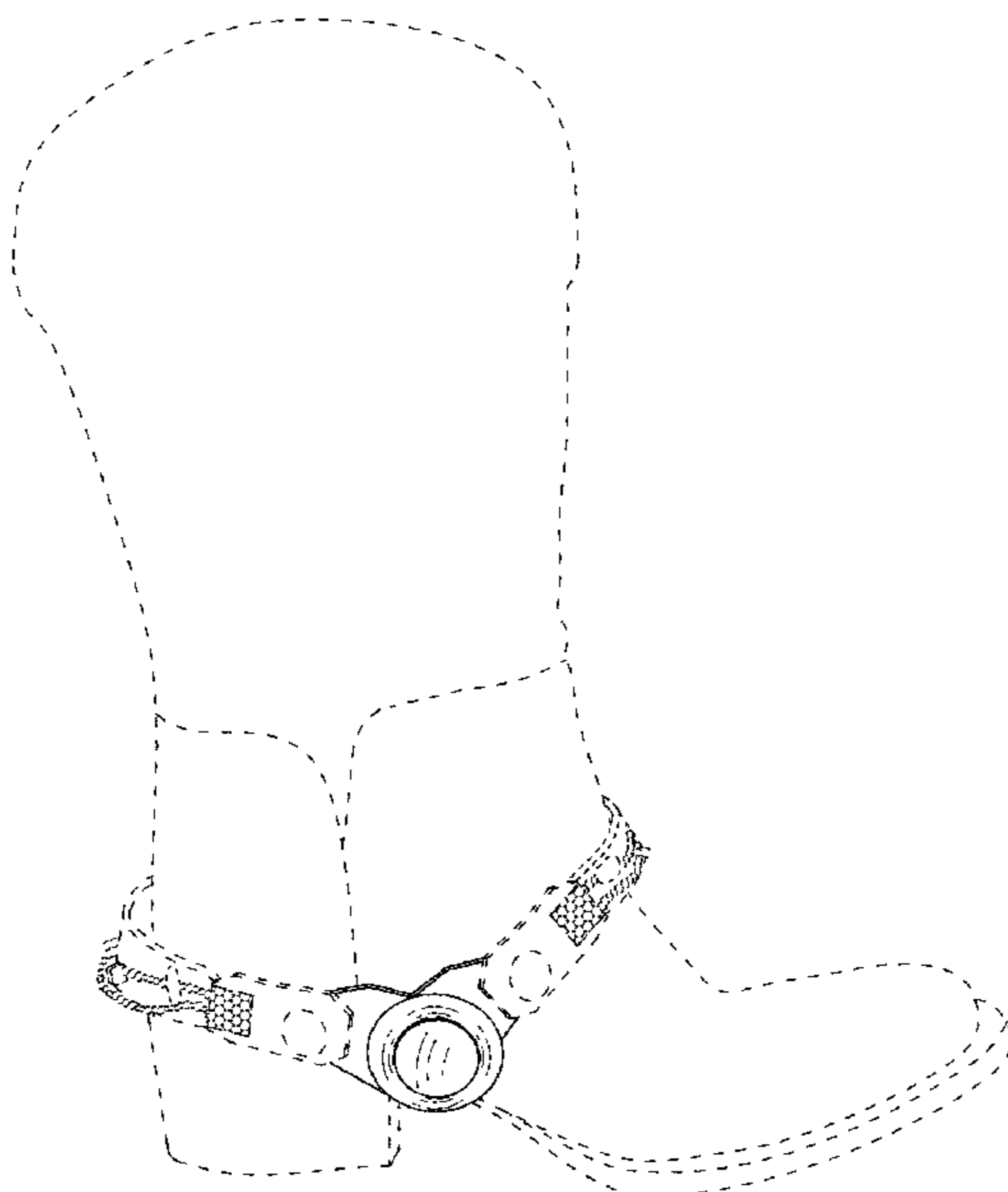
FIG. 4 is a right side view of the design of FIG. 2 and wherein the left side view is the mirror image of the right side view;

FIG. 5 is a top plan view of the design of FIG. 2; and,

FIG. 6 is a bottom plan view of the design of FIG. 2.

The broken lines shown are for illustrative purposes only and form no part of the claimed design.

1 Claim, 4 Drawing Sheets



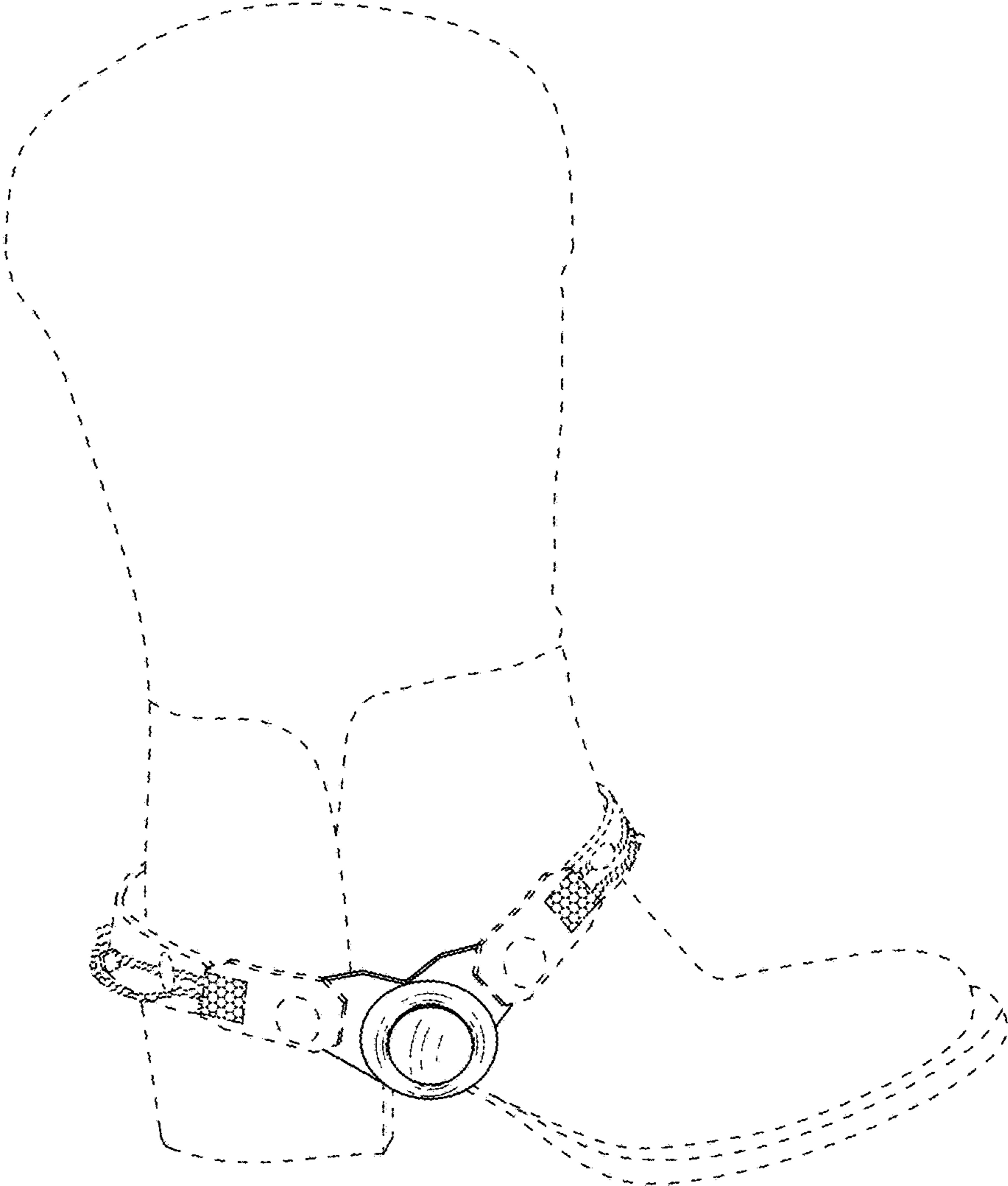


FIG. 1

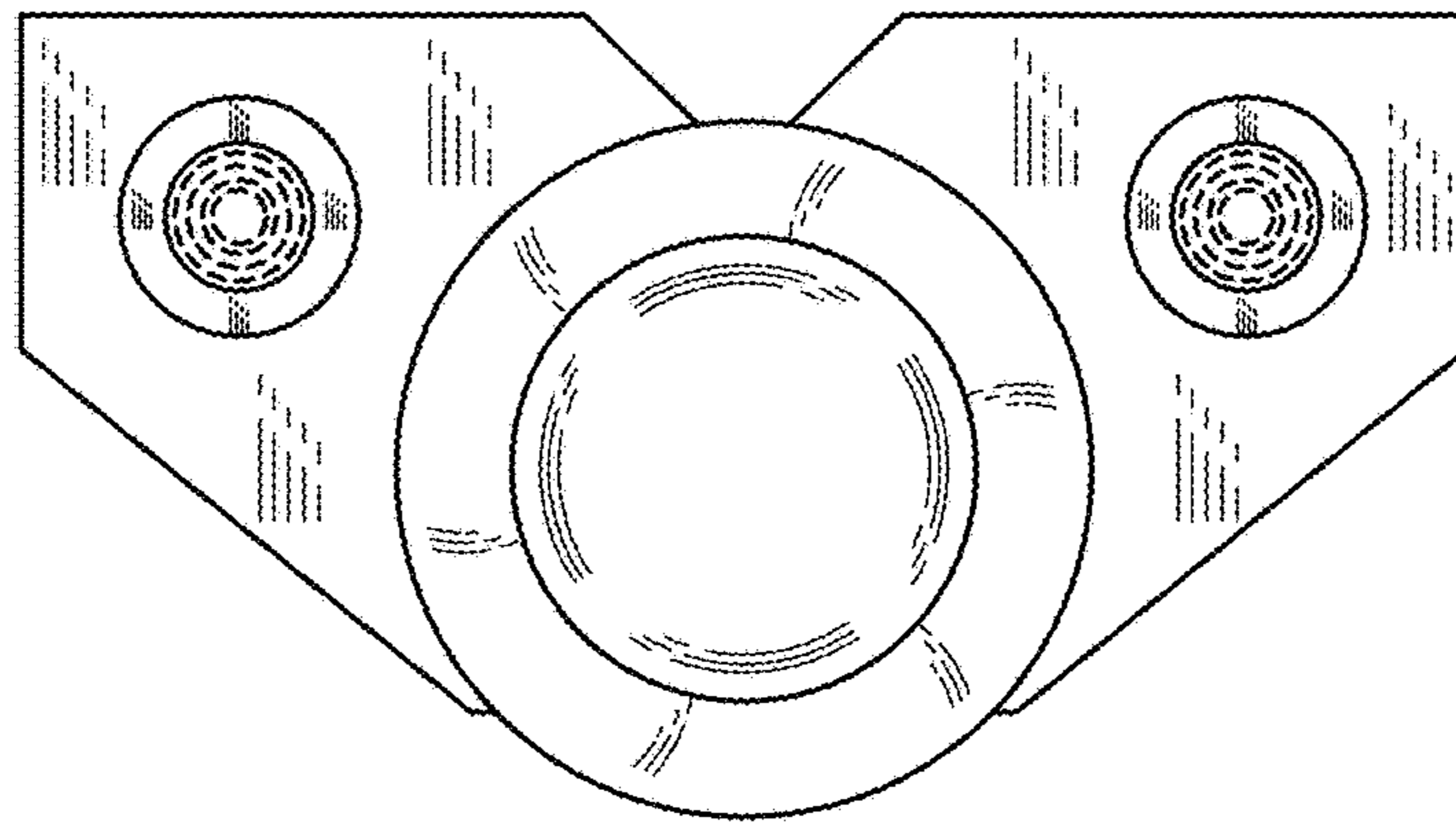


FIG. 2

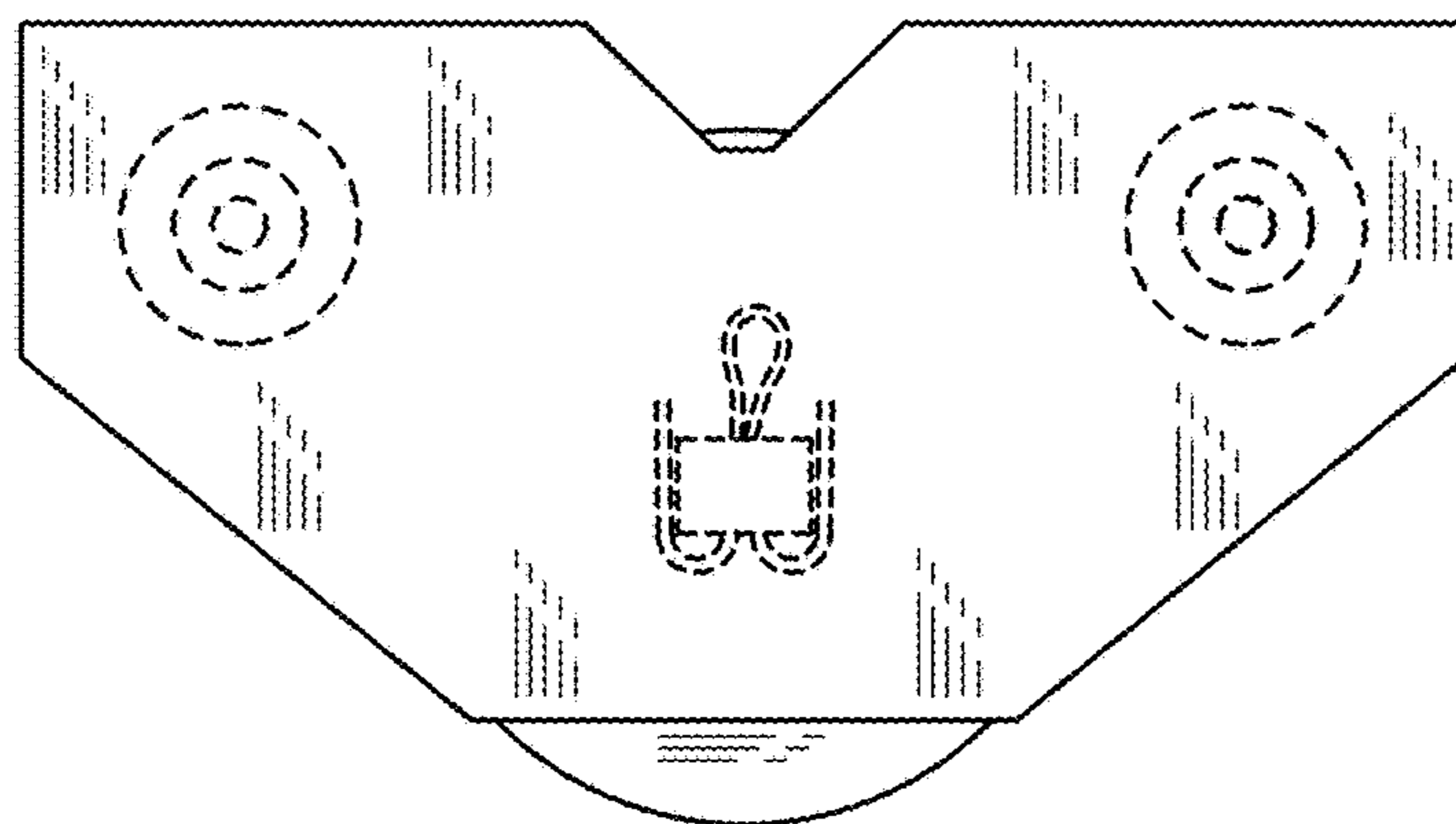


FIG. 3



FIG. 4



FIG. 5



FIG. 6