



US00D844314S

(12) **United States Design Patent**
Moranges

(10) **Patent No.:** **US D844,314 S**

(45) **Date of Patent:** **** Apr. 2, 2019**

- (54) **FOOTWEAR ARTICLE**
- (71) Applicant: **Fuerst Group, Inc.**, Menlo Park, CA
(US)
- (72) Inventor: **Cyrille Moranges**, Lyons (FR)
- (73) Assignee: **Fuerst Group, Inc.**, Menlo Park, CA
(US)
- (**) Term: **15 Years**
- (21) Appl. No.: **29/578,172**
- (22) Filed: **Sep. 19, 2016**
- (51) **LOC (11) Cl.** **02-99**
- (52) **U.S. Cl.**
USPC **D2/972**
- (58) **Field of Classification Search**
USPC D2/896, 902, 906-908, 946, 969, 970,
D2/972-974; D5/47, 49, 50, 53, 54, 60
CPC ... A43B 13/181; A43B 13/141; A43B 13/186;
A43B 13/188; A43B 23/00; A43B 23/02;
A43B 5/00; A43B 23/26; A43B 1/04;
A43B 11/14; A43B 7/00; A43B 3/12;
A43C 3/00; A43C 5/00; A43C 7/00;
A43C 11/004
See application file for complete search history.

- D499,874 S * 12/2004 Panariello, Jr. D2/972
- D515,301 S * 2/2006 Gillespie D2/972
- D563,655 S * 3/2008 Matis D2/969
- D582,647 S * 12/2008 St-Louis D2/969
- D699,934 S * 2/2014 Hatfield D2/972

* cited by examiner

Primary Examiner — Dominic V Simone
(74) *Attorney, Agent, or Firm* — McCoy Russell LLP

(57) **CLAIM**

An ornamental design for a footwear article, as shown and described.

DESCRIPTION

FIG. 1 is a right side view of a footwear article according to the present invention.

FIG. 2 is a top view of the footwear article of FIG. 1.

FIG. 3 is a left side view of the footwear article of FIG. 1.

FIG. 4 is a front view of the footwear article of FIG. 1.

FIG. 5 is a back view of the footwear article of FIG. 1.

FIG. 6 is a bottom view of the footwear article of FIG. 1; and,

FIG. 7 is a right side view of a low top embodiment of the footwear article of FIG. 1.

The broken lines in FIGS. 1-7 are for illustrative purposes only and form no part of the claimed design.


The high top embodiment of the footwear article is illustrated in FIGS. 1-6. The claimed design for the low top embodiment of the footwear article of FIG. 7 is further illustrated by FIGS. 1-6. The claimed design in FIG. 7 is identical to the right side, left side, top, bottom, back, and front views of FIGS. 1-6.

(56) **References Cited**

U.S. PATENT DOCUMENTS

- D373,460 S * 9/1996 Crowley D2/969
- D467,720 S * 12/2002 Patt D2/972

1 Claim, 7 Drawing Sheets



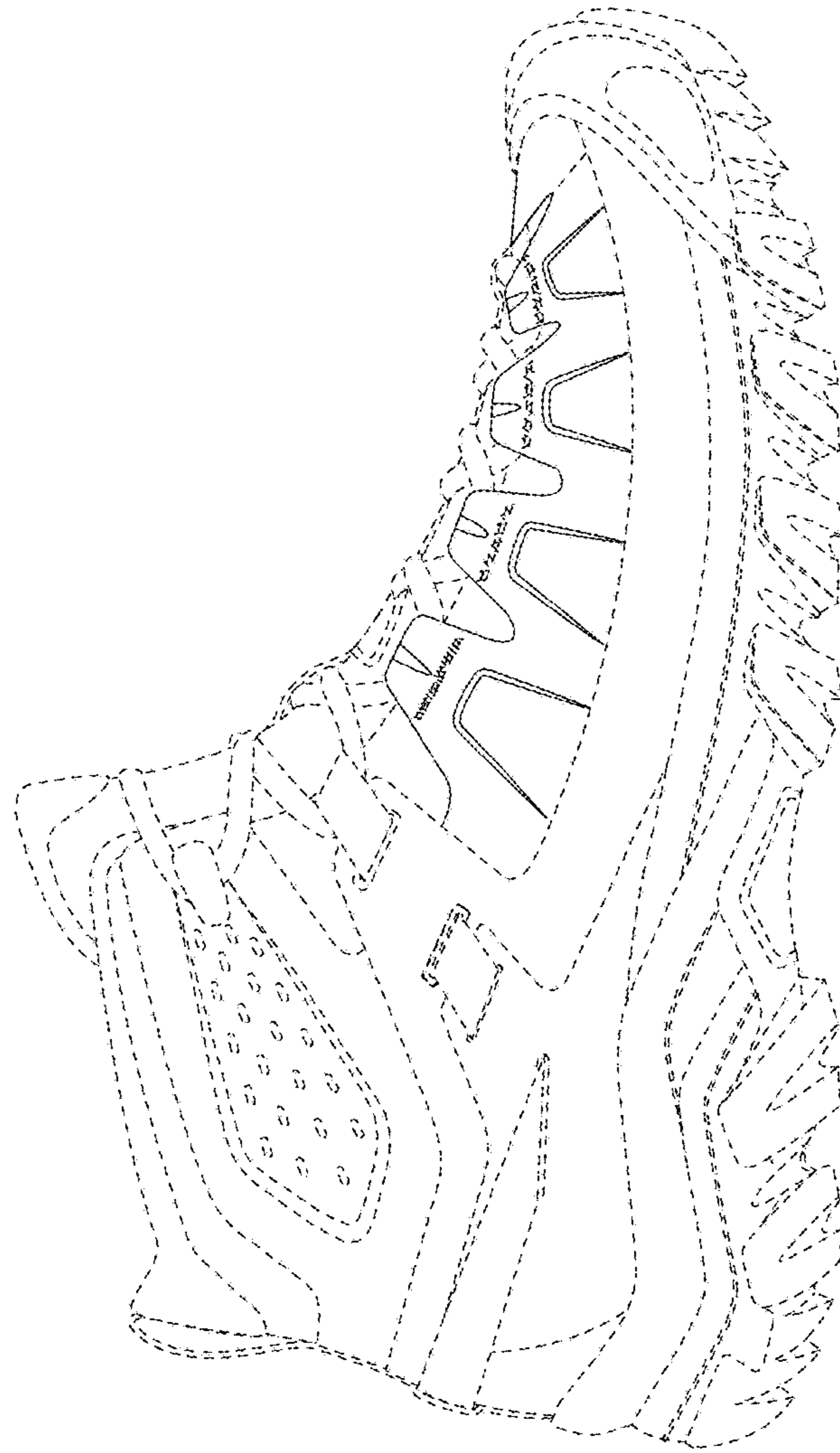


FIG. 1

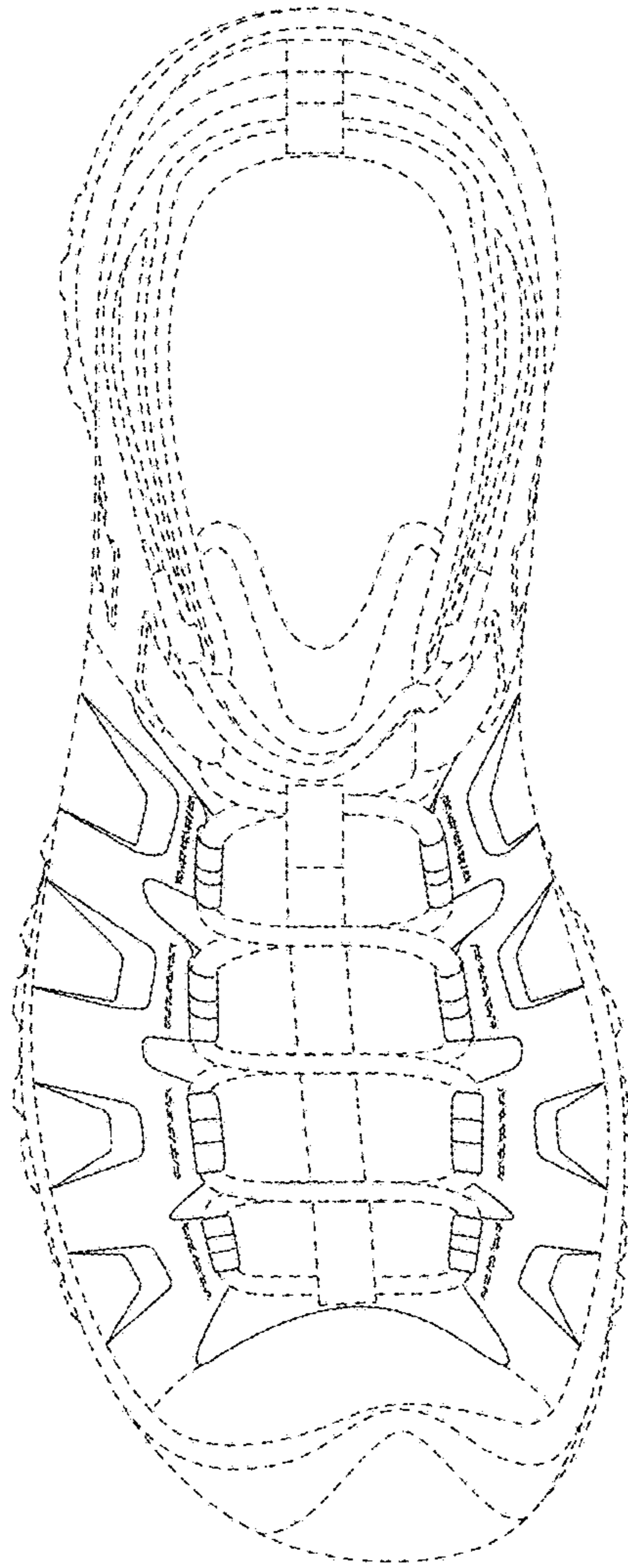


FIG. 2



FIG. 3

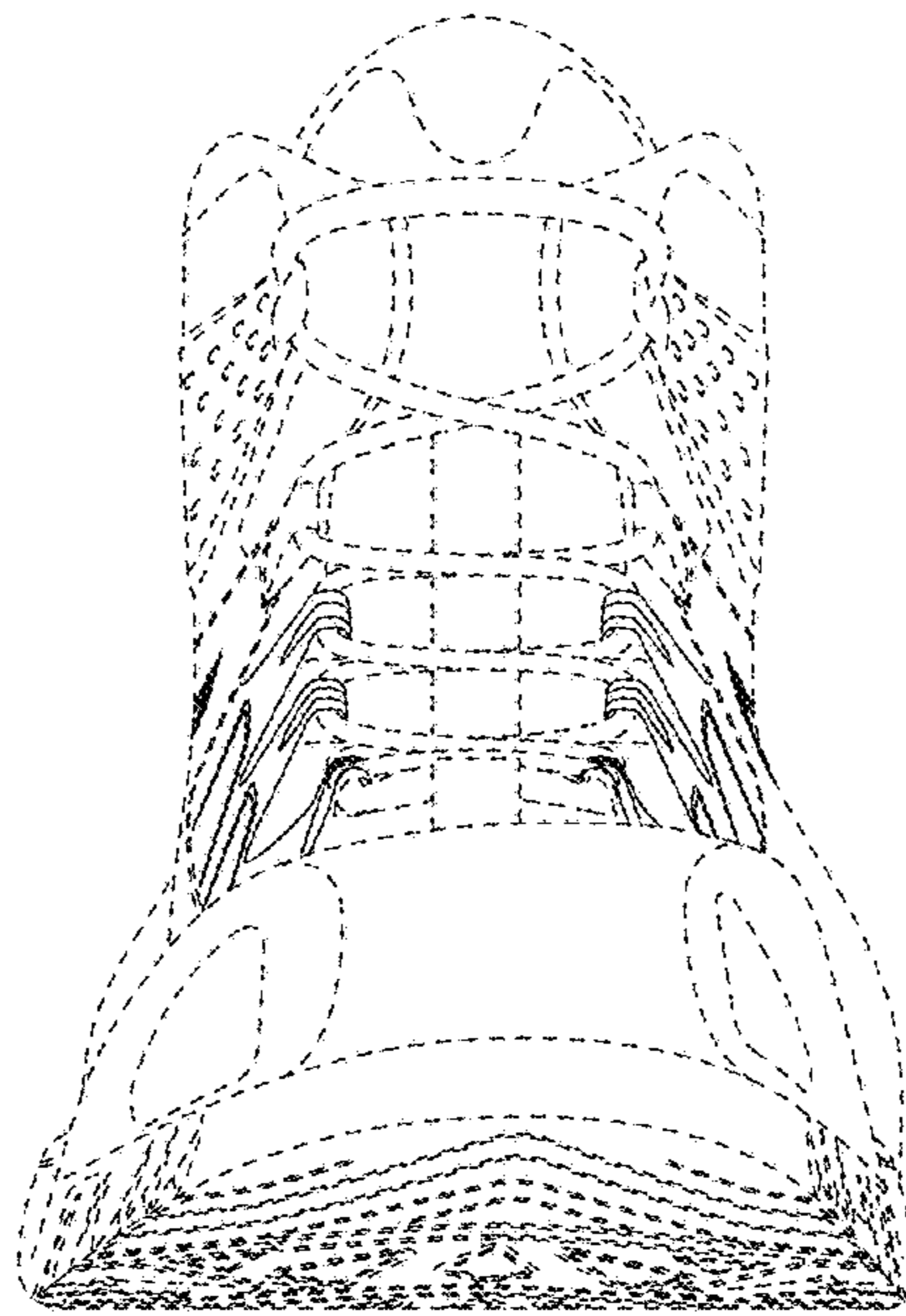


FIG. 4

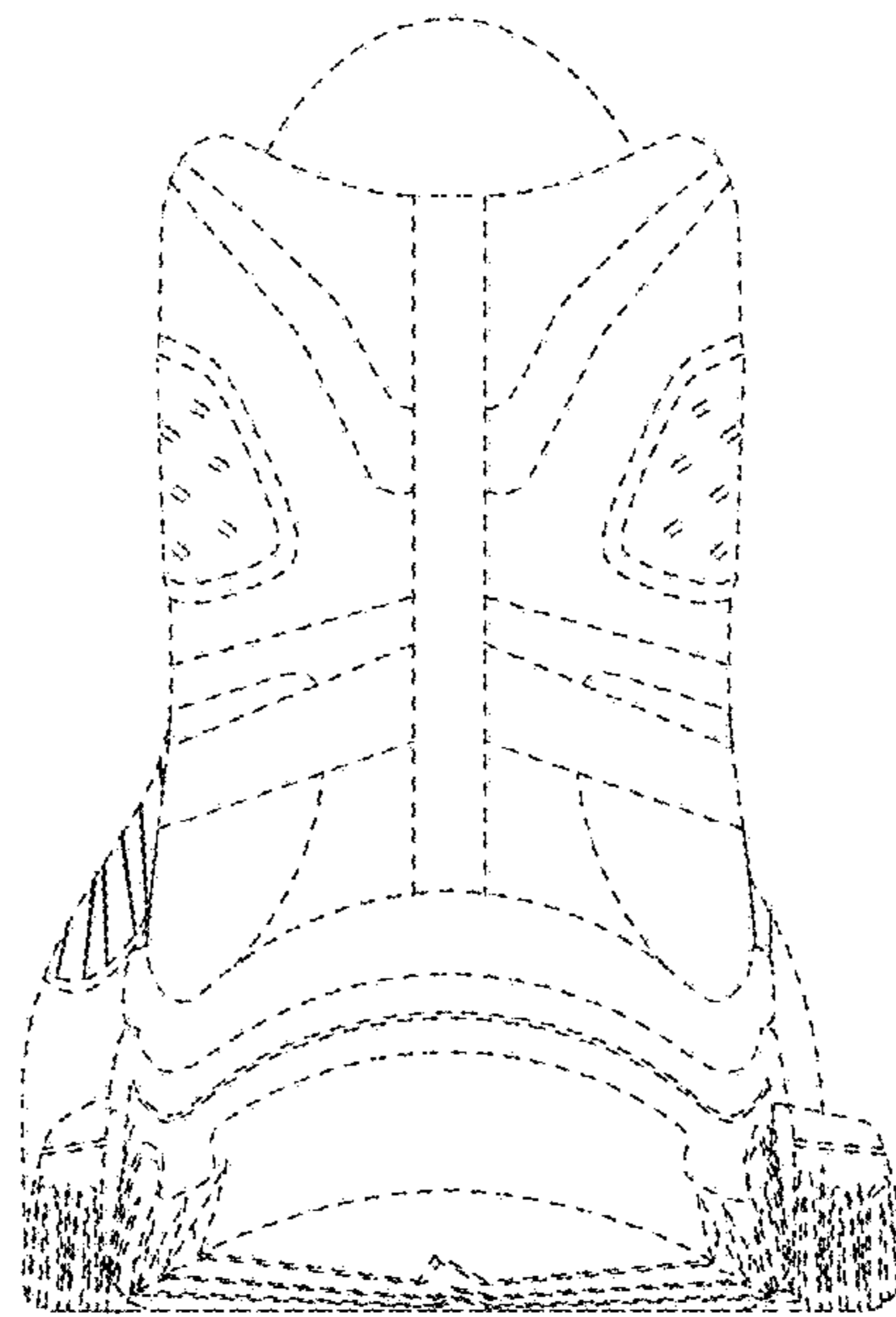


FIG. 5

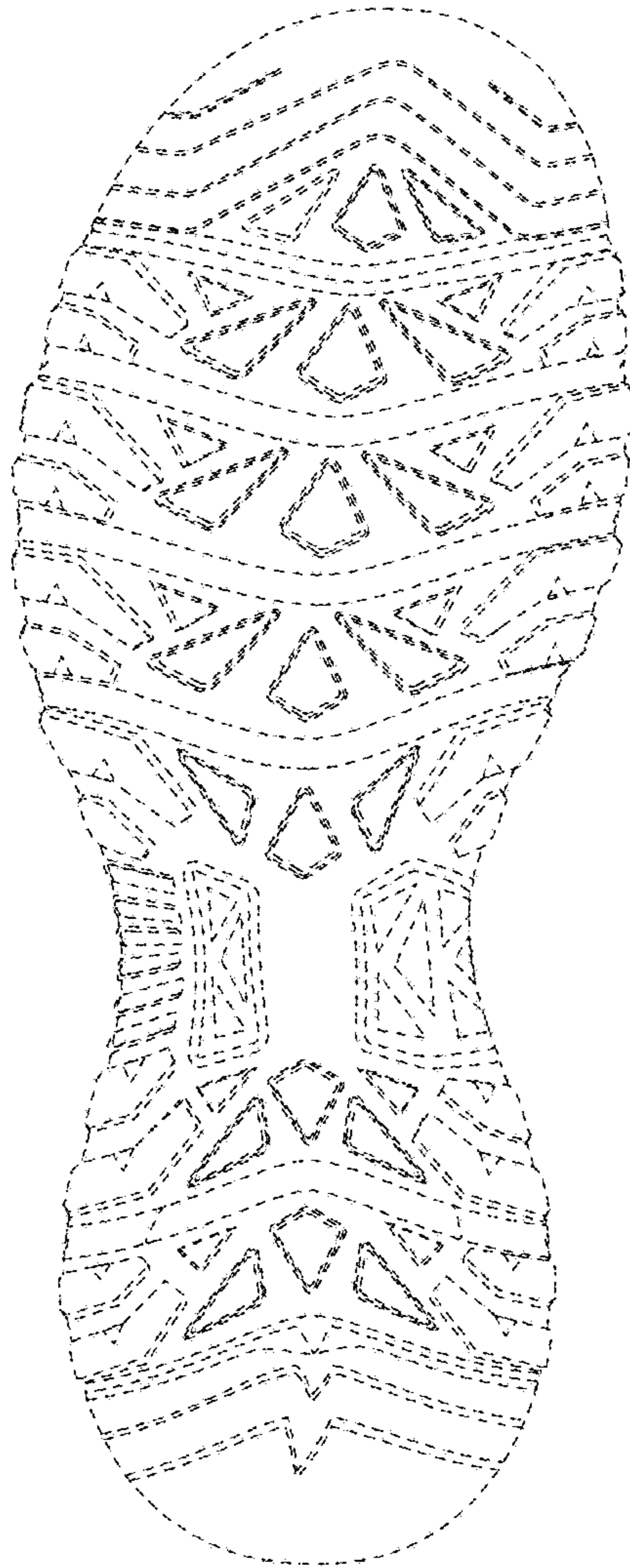


FIG. 6



FIG. 7