



US00D844302S

(12) **United States Design Patent** (10) **Patent No.:** **US D844,302 S**  
**Dockery et al.** (45) **Date of Patent:** **\*\* Apr. 2, 2019**

(54) **HEAD WRAP**

(71) Applicants: **Sheila Dockery**, Wylie, TX (US);  
**Larry Dockery**, Wylie, TX (US)

(72) Inventors: **Sheila Dockery**, Wylie, TX (US);  
**Larry Dockery**, Wylie, TX (US)

(\*\*) Term: **15 Years**

(21) Appl. No.: **29/582,043**

(22) Filed: **Oct. 25, 2016**

(51) **LOC (11) Cl.** ..... **02-03**

(52) **U.S. Cl.**  
USPC ..... **D2/877**

(58) **Field of Classification Search**  
USPC ..... D2/865, 867, 868, 870, 874, 877, 878,  
D2/880, 881, 889, 891, 894, 87;  
D29/102  
CPC .. A41D 23/00; A42B 1/00; A42B 1/04; A42B  
1/041; A42B 1/12; A45D 8/00; A45D  
8/40

See application file for complete search history.

(56) **References Cited**

**U.S. PATENT DOCUMENTS**

2,988,747	A *	6/1961	Stofle	.....	A45D 44/08
					2/174
D206,992	S *	2/1967	Skier	.....	2/174
4,474,194	A *	10/1984	Novitskey	.....	A45D 8/40
					132/212
D360,746	S *	8/1995	Bowser	.....	D2/865
6,560,784	B2 *	5/2003	Hill	.....	A42B 1/041
					2/171
D575,033	S *	8/2008	Levering	.....	D2/867
D594,634	S *	6/2009	Dolby	.....	D2/877

D610,780	S *	3/2010	Dolby	.....	D2/877
D753,373	S *	4/2016	Esmer	.....	D2/880
2013/0318687	A1 *	12/2013	Bressler	.....	A42B 1/241
					2/209.13

**OTHER PUBLICATIONS**

Internet image [on-line]; [Internet publication date unknown]; [retrieved from the Internet on Sep. 20, 2017]; URL: [https://img0.etsystatic.com/143/0/13916662/il\\_340x270.1096032084\\_aa25.jpg](https://img0.etsystatic.com/143/0/13916662/il_340x270.1096032084_aa25.jpg). (1 pg). (Year: 2017).\*

\* cited by examiner

*Primary Examiner* — Karen S Acker

*Assistant Examiner* — Jasmine Mlinarcik

(74) *Attorney, Agent, or Firm* — Kandace D. Walter

(57) **CLAIM**

The ornamental design for a head wrap, as shown and described.

**DESCRIPTION**

FIG. 1 is a top perspective view of the head wrap of my new design;

FIG. 2 is a front elevation view thereof;

FIG. 3 is a rear elevation view thereof;

FIG. 4 is a right elevation view thereof;

FIG. 5 is a left elevation view thereof;


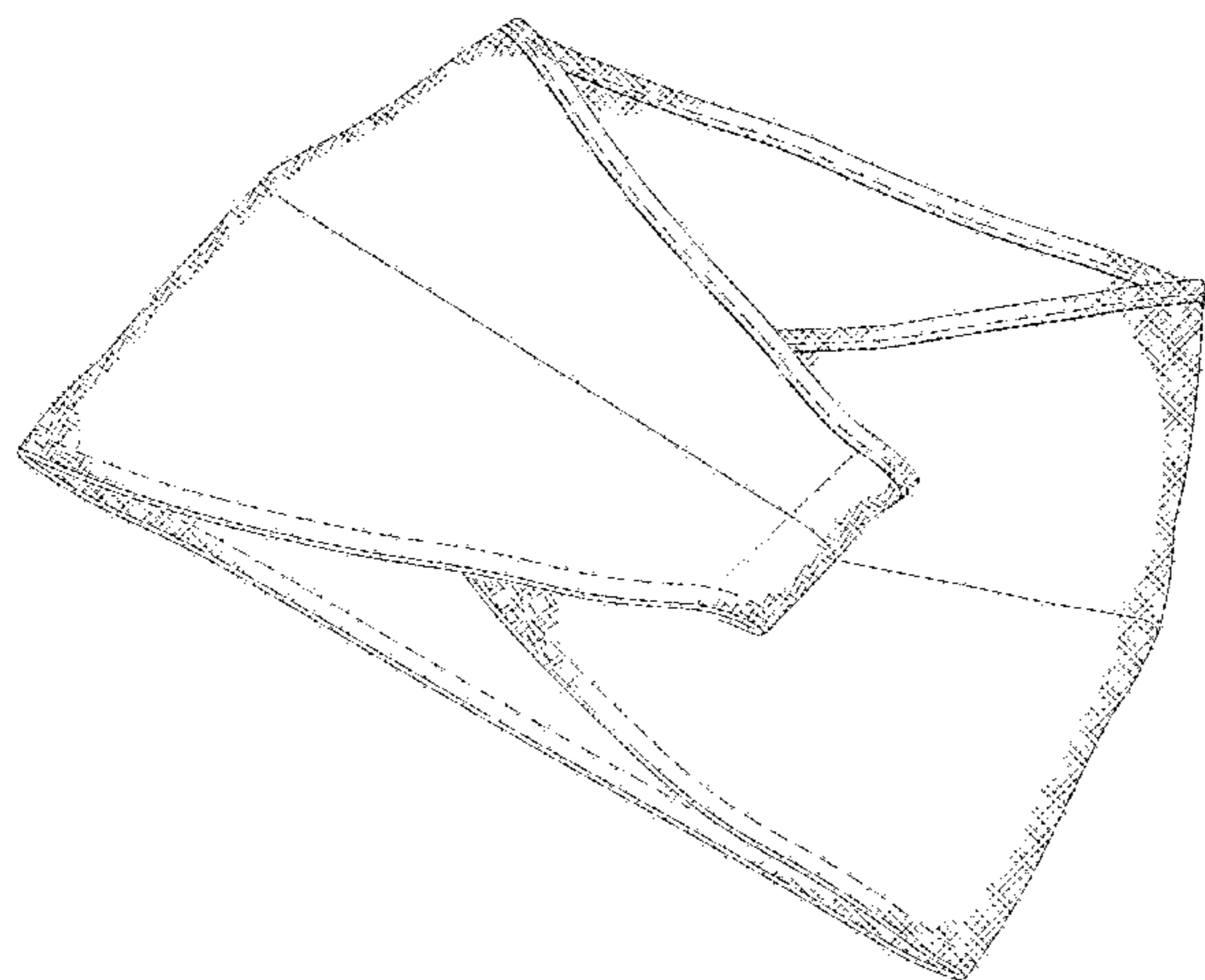
FIG. 6 is a top plan view thereof;

FIG. 7 is a bottom plan view thereof; and,

FIG. 8 is a front side perspective view thereof, the head wrap worn by a user.

The partial human figure illustrated by broken lines assists in showing how the article may appear when in use and forms no part of the claimed design. The broken lines within the bounds of the article depict environmental structure that form no part of the claimed design.

**1 Claim, 6 Drawing Sheets**



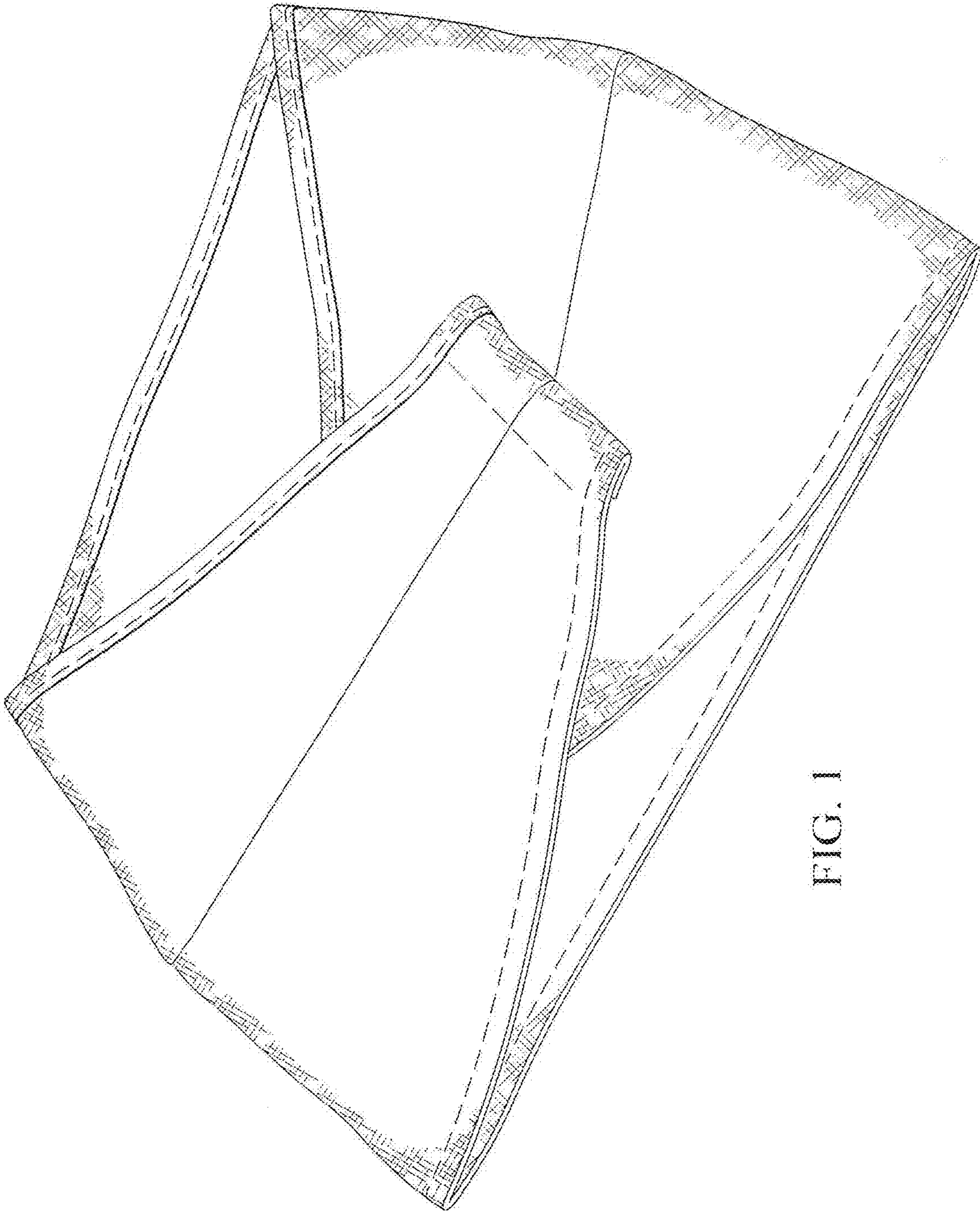


FIG. 1

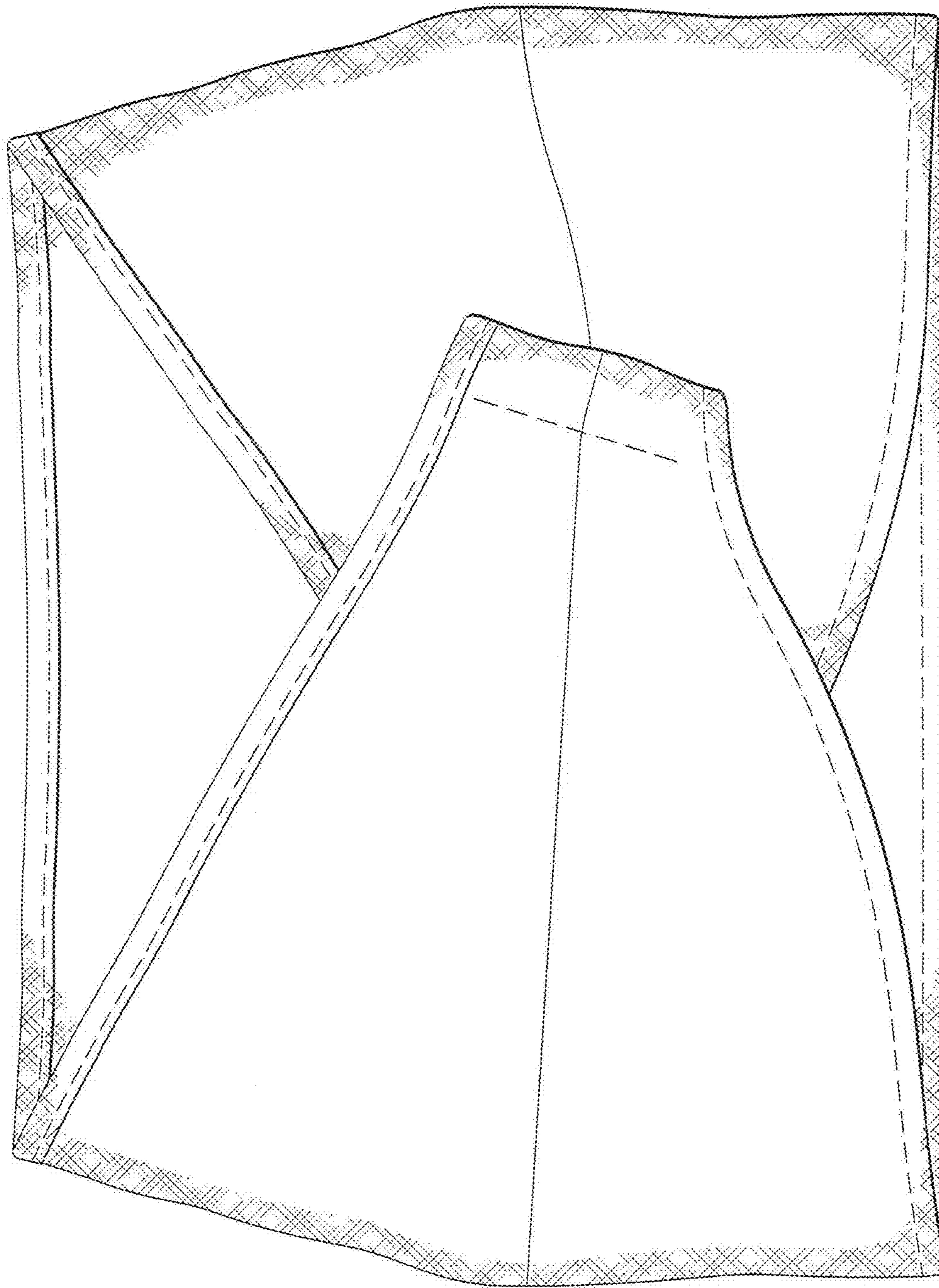


FIG. 2

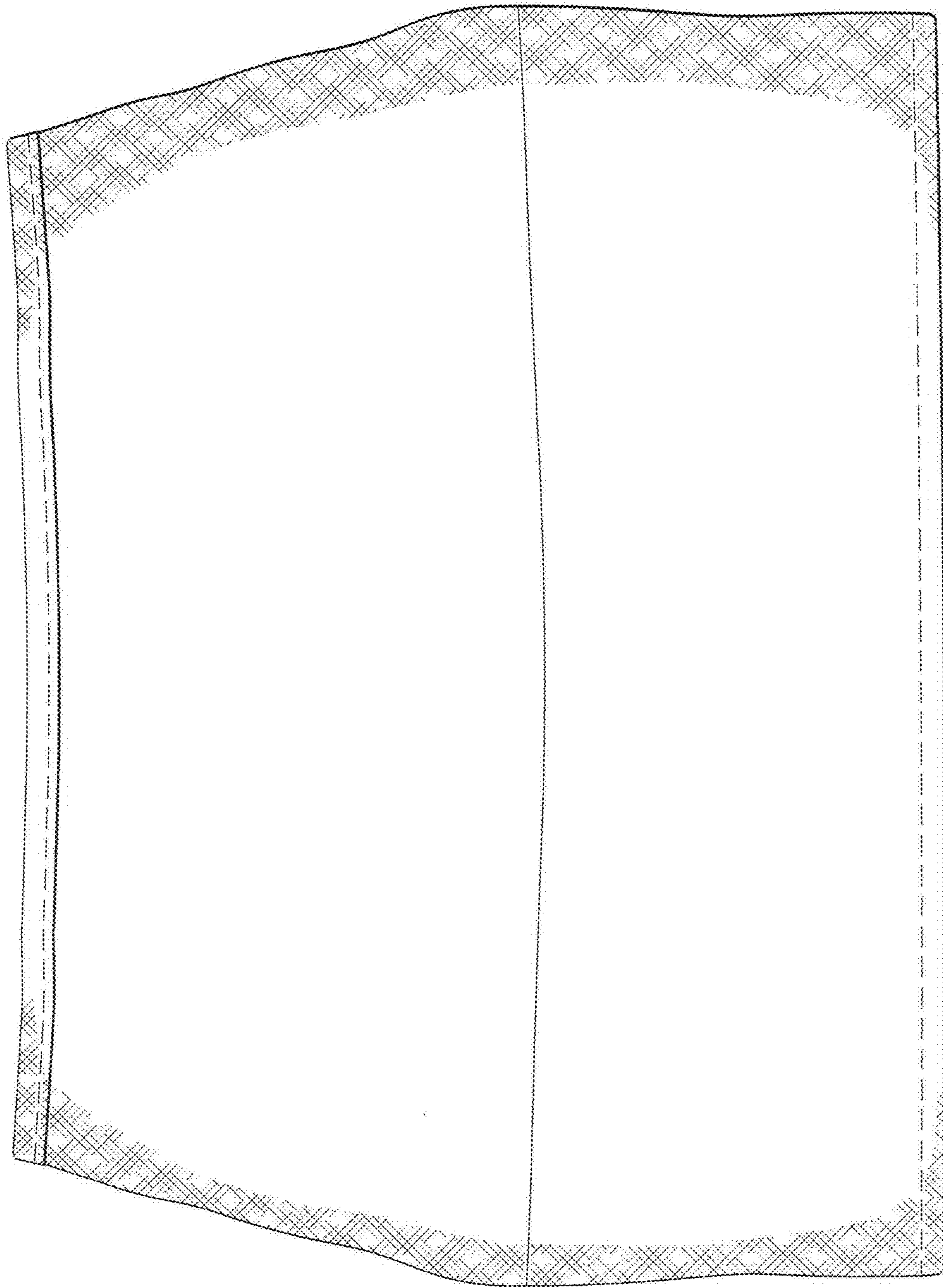


FIG. 3

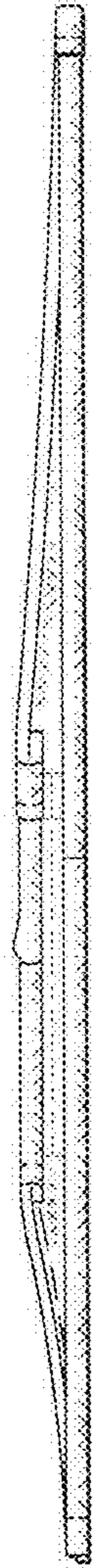


FIG. 4



FIG. 5




FIG. 6



FIG. 7

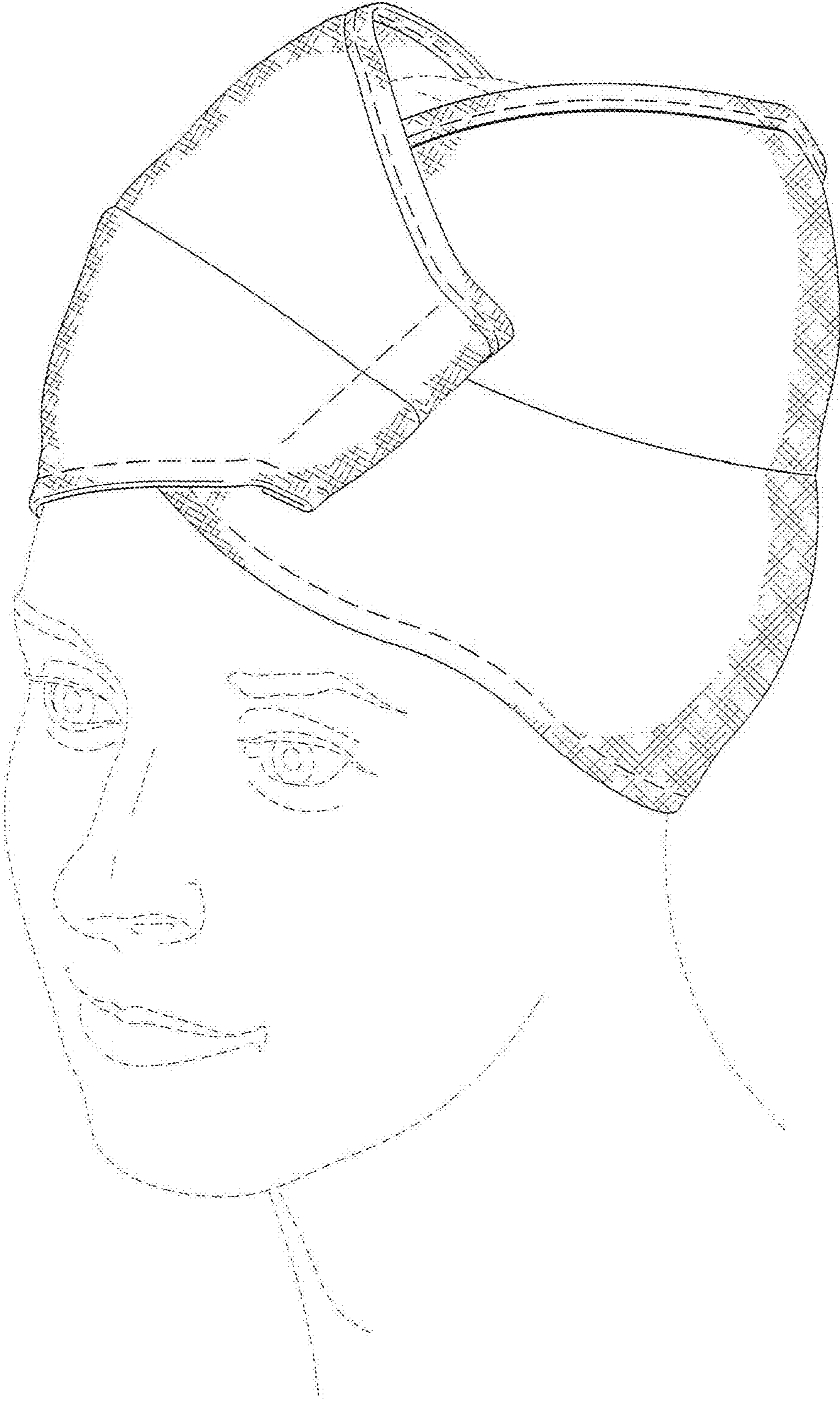


FIG. 8