



US00D844288S

(12) **United States Design Patent**
Cluett et al.

(10) **Patent No.:** **US D844,288 S**
(45) **Date of Patent:** **** Apr. 2, 2019**

- (54) **SUPPORT GARMENT**
- (71) Applicants: **Christopher Mark Cluett**, St. John's (CA); **Justin Francis Whittle**, Little Rapids (CA)
- (72) Inventors: **Christopher Mark Cluett**, St. John's (CA); **Justin Francis Whittle**, Little Rapids (CA)
- (**) Term: **15 Years**
- (21) Appl. No.: **29/604,048**
- (22) Filed: **May 15, 2017**
- (51) **LOC (11) Cl.** **02-02**
- (52) **U.S. Cl.**
USPC **D2/728**
- (58) **Field of Classification Search**
USPC D2/624, 728, 730, 743, 999; D24/190
CPC A41B 9/12; A41D 1/06; A45F 3/04; A45F 3/14; A45F 2003/045; A61F 5/00; A61F 5/01; A61F 5/02; A61F 5/024; A61F 5/026; A61F 5/028; F41C 33/005; F41C 33/046

See application file for complete search history.

- 5,499,965 A * 3/1996 Sanchez A61F 5/028
128/100.1
- 5,503,620 A * 4/1996 Danzger A61F 5/028
128/100.1
- 5,709,648 A * 1/1998 Webb A61F 5/026
2/44
- 5,765,224 A 6/1998 Johnson
- 5,816,251 A 10/1998 Glisan
- 5,840,050 A * 11/1998 Lerman A61F 5/0193
602/19
- D424,280 S * 5/2000 Fujii D2/731
- D427,750 S * 7/2000 Fujii D2/731
- 6,129,691 A 10/2000 Ruppert
- 6,190,342 B1 * 2/2001 Taylor A61F 5/026
602/19
- 6,227,937 B1 * 5/2001 Principe A41B 9/12
2/407
- 6,460,186 B1 * 10/2002 Dailly A41B 9/08
2/109
- D504,202 S * 4/2005 Coutant D2/743
(Continued)

Primary Examiner — Kevin K Rudzinski
Assistant Examiner — Paul D Bohannon
(74) *Attorney, Agent, or Firm* — Bereskin & Parr LLP

(57) **CLAIM**

The ornamental design for a support garment, as described and shown.

(56) **References Cited**

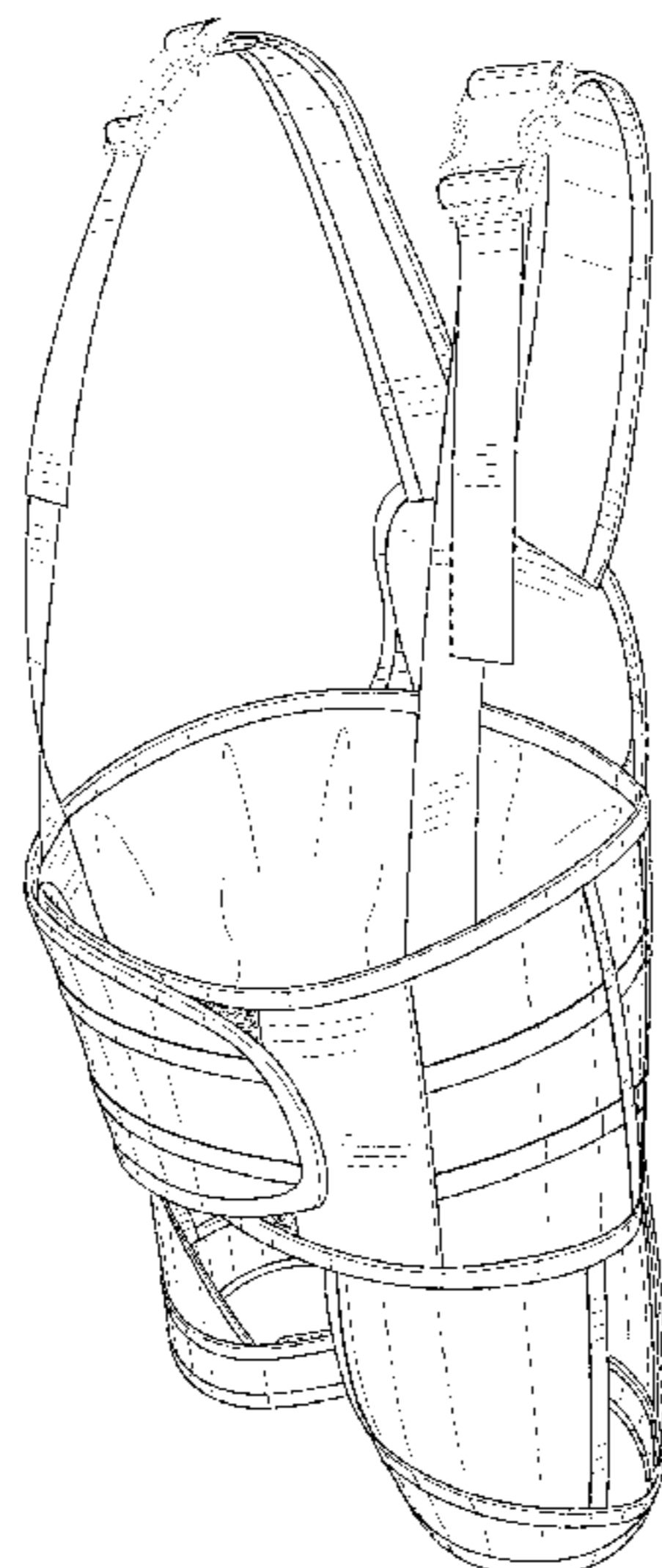
U.S. PATENT DOCUMENTS

- 1,008,500 A * 11/1911 Thornton A61F 5/028
2/44
- 1,424,013 A * 7/1922 Hale A41D 13/04
2/48
- 1,812,529 A * 6/1931 Haulbrook A61F 5/02
2/44
- 2,858,827 A 11/1958 Vilpou
- 5,033,117 A * 7/1991 Fairweather A41D 13/0015
2/227
- 5,148,549 A * 9/1992 Sydor A45F 3/14
128/845
- 5,399,151 A * 3/1995 Smith A61F 5/028
2/44

DESCRIPTION

FIG. 1 is a front-top perspective view of a support garment showing the new design;
FIG. 2 is a rear-bottom perspective view thereof;
FIG. 3 is a right side elevation view thereof;
FIG. 4 is a front elevation view thereof;
FIG. 5 is a left side elevation view thereof; and,
FIG. 6 is a rear elevation view thereof.
The portions shown in broken lines form no part of the claimed design.

1 Claim, 6 Drawing Sheets



(56)

References Cited

U.S. PATENT DOCUMENTS

6,942,630 B2 * 9/2005 Behan A61F 5/0102
 128/875
 D515,283 S * 2/2006 Africa D2/714
 D515,284 S * 2/2006 Africa D2/714
 7,181,771 B1 * 2/2007 Naehu A41B 13/10
 2/48
 7,316,660 B1 * 1/2008 Modglin A61F 5/024
 602/19
 7,833,182 B2 11/2010 Hughes
 8,230,520 B2 * 7/2012 Riondato A41D 1/084
 2/275
 D725,348 S * 3/2015 Cutler D2/731
 D725,349 S * 3/2015 Cutler D2/731
 9,005,149 B1 4/2015 Kight
 D746,023 S * 12/2015 Maier D2/731
 9,220,625 B2 12/2015 Ingimundarson et al.
 9,393,144 B2 * 7/2016 Ingimundarson A61F 5/0193
 D772,538 S * 11/2016 Jay D2/862
 D777,400 S * 1/2017 Maier D2/731
 D777,401 S * 1/2017 Maier D2/731
 D778,030 S * 2/2017 Maier D2/731
 D781,531 S * 3/2017 Butler D2/861
 D784,545 S * 4/2017 Jangir D24/190
 D813,403 S * 3/2018 Hylton D24/190
 10,022,258 B2 * 7/2018 Arsenault A61F 5/028

2003/0000986 A1 * 1/2003 Smith A01K 97/10
 224/637
 2006/0277645 A1 * 12/2006 Okajima A41D 1/084
 2/69
 2008/0195010 A1 8/2008 Lai et al.
 2008/0208089 A1 8/2008 Newkirk
 2008/0302839 A1 * 12/2008 Murdoch A45F 3/04
 224/153
 2009/0088306 A1 * 4/2009 Alaniz A41D 13/0015
 482/148
 2009/0113598 A1 * 5/2009 Maier A41D 1/084
 2/79
 2010/0204630 A1 * 8/2010 Sandifer A61F 5/026
 602/19
 2010/0318010 A1 * 12/2010 Sandifer A61F 5/026
 602/19
 2011/0000005 A1 * 1/2011 Brown A61F 5/0104
 2/227
 2012/0266361 A1 * 10/2012 Maier A41B 9/023
 2/227
 2013/0079201 A1 3/2013 Morgan
 2013/0175118 A1 7/2013 McDonald et al.
 2013/0190670 A1 * 7/2013 Von Zieglauer A61F 5/026
 602/20
 2015/0217150 A1 8/2015 Hanis
 2015/0257914 A1 9/2015 Pollack
 2016/0081842 A1 3/2016 Modglin
 2016/0100975 A1 4/2016 Korzelius

* cited by examiner

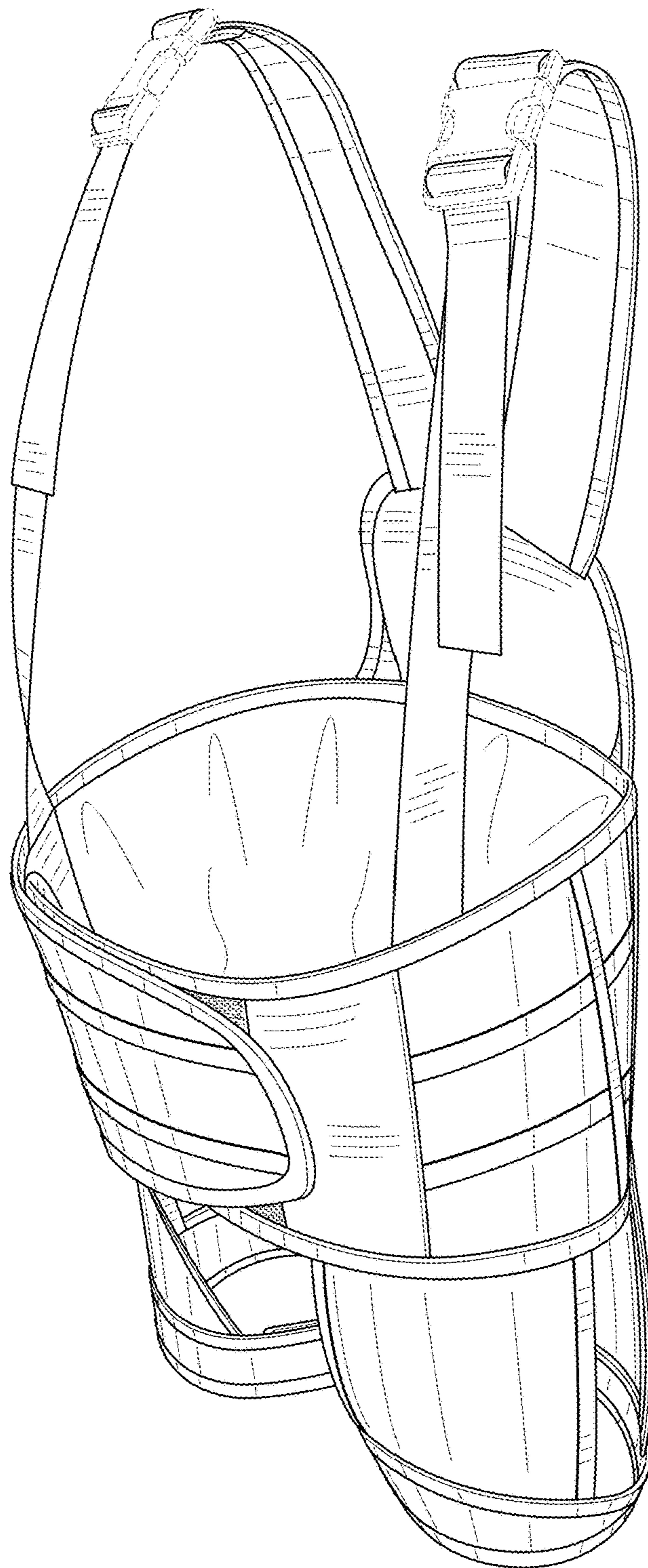


FIG. 1

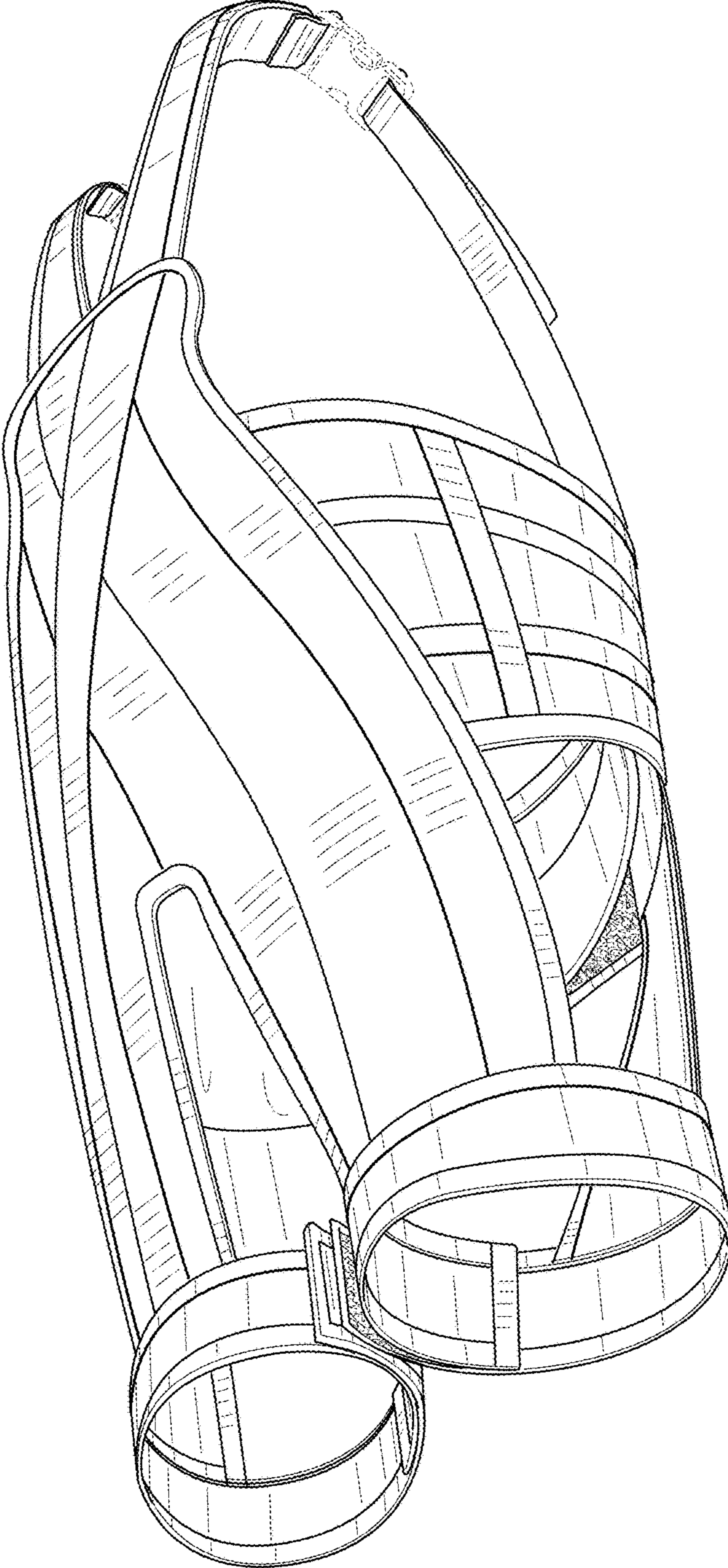


FIG. 2

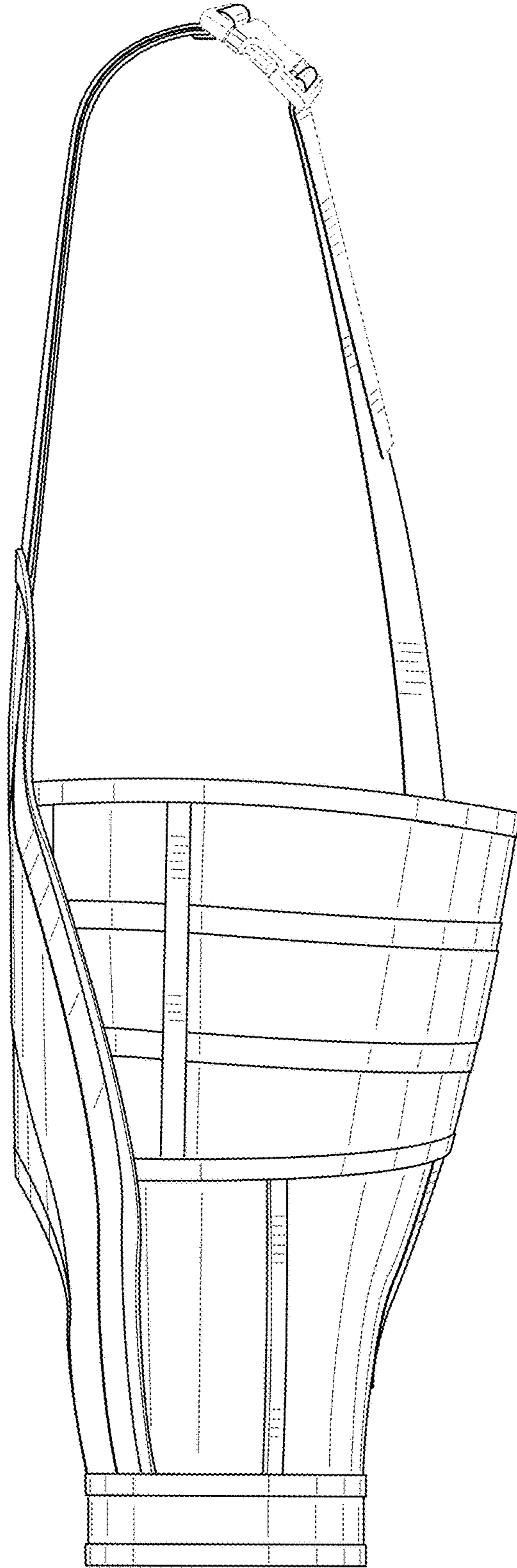


FIG. 3

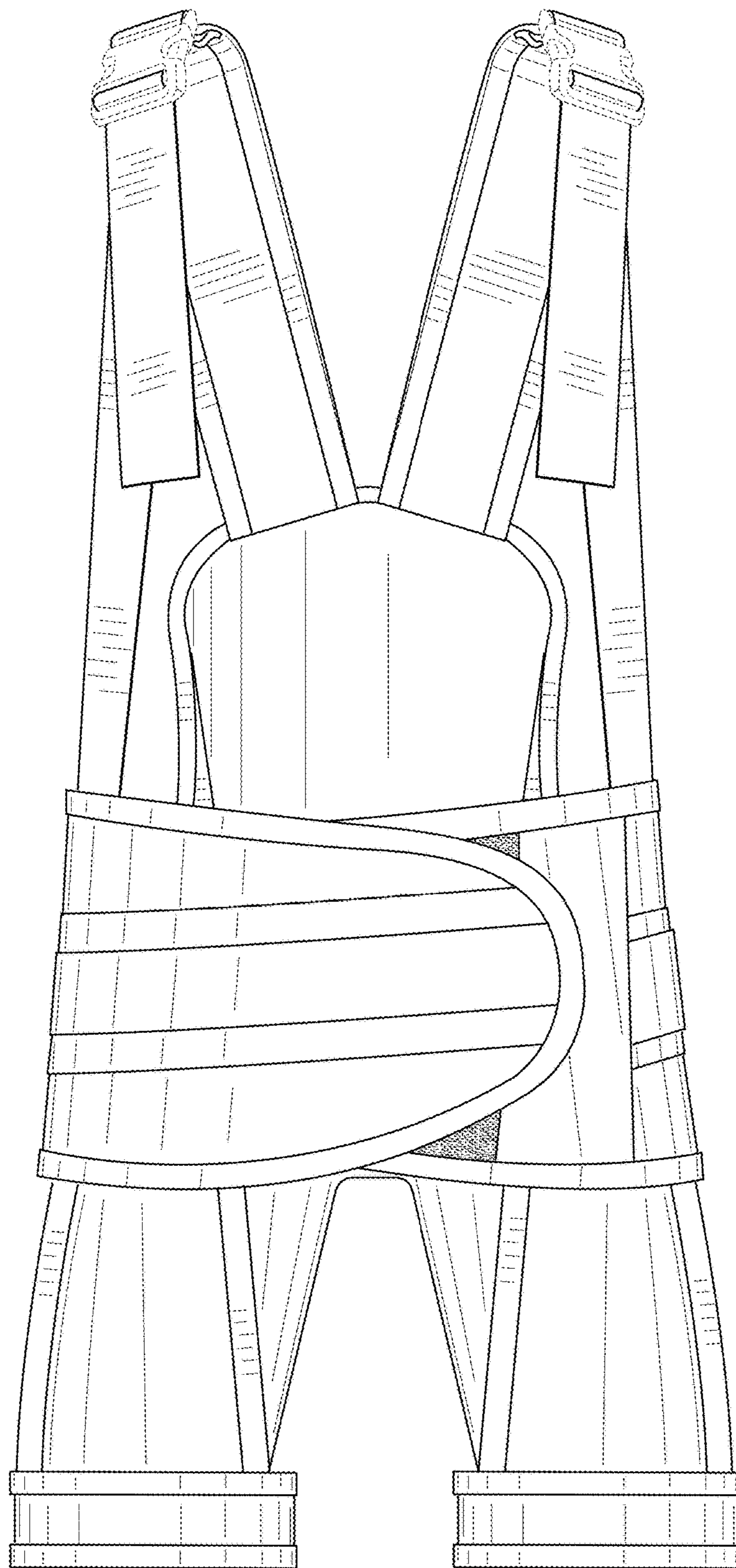


FIG. 4

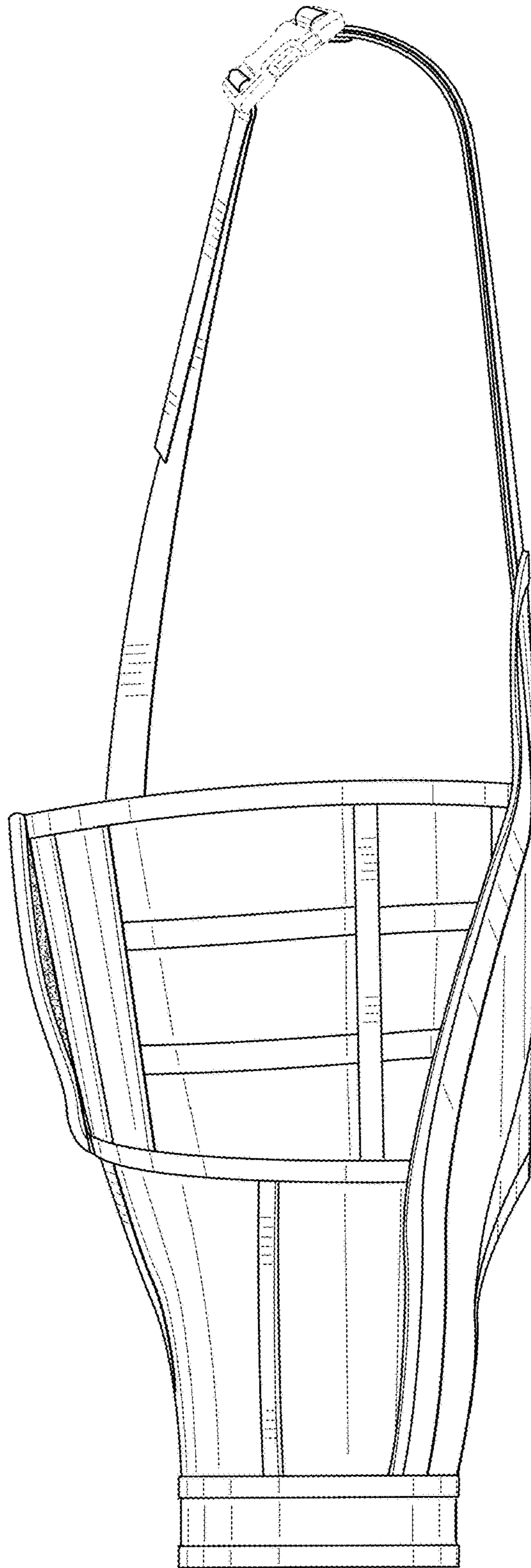


FIG. 5

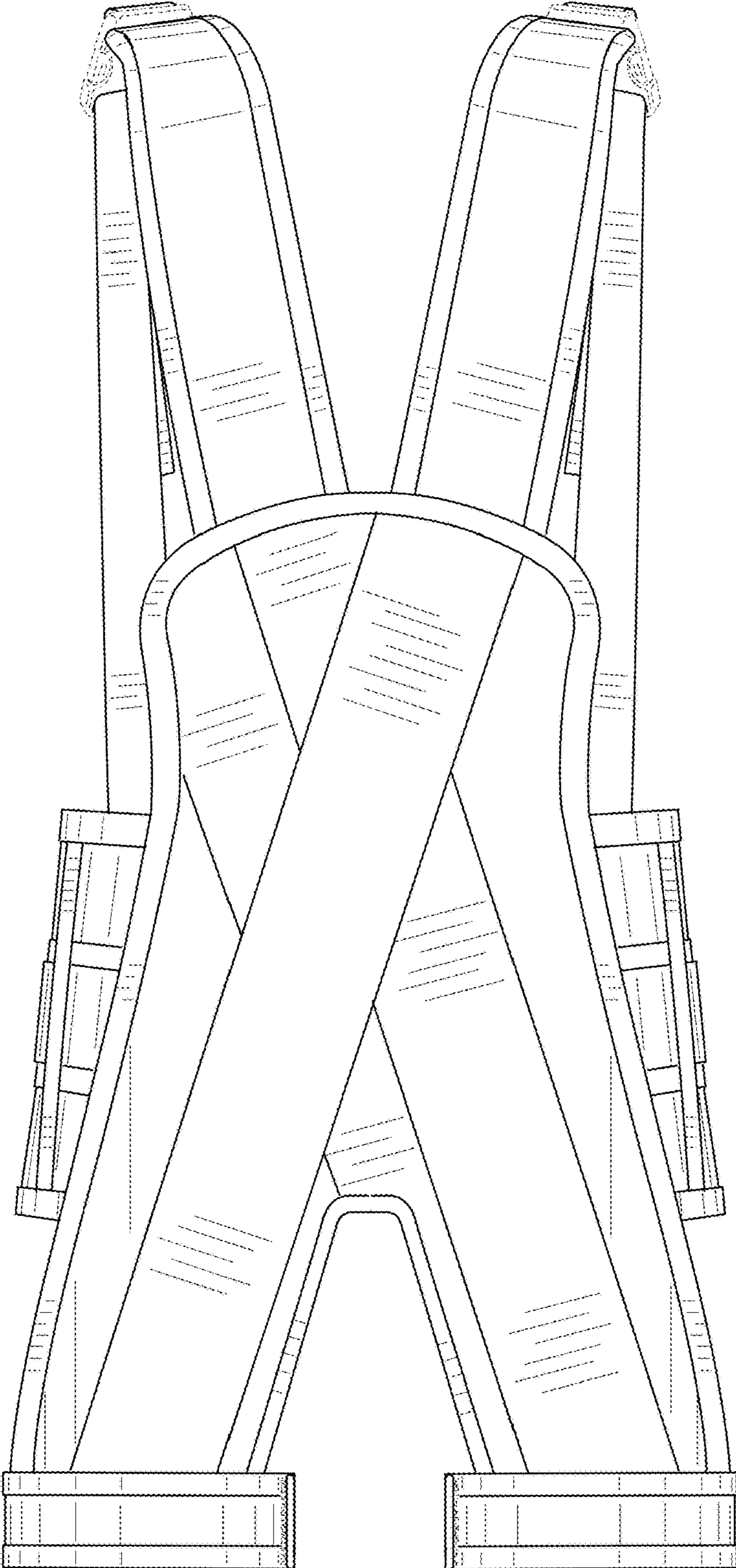


FIG. 6