



US00D844259S

(12) **United States Design Patent**
Gipson

(10) **Patent No.:** **US D844,259 S**
(45) **Date of Patent:** **** Mar. 26, 2019**

(54) **TRAINING HALTER FOR HORSES**

D378,150 S 2/1997 DuBarry
5,660,031 A 8/1997 Clark
5,688,011 A * 11/1997 Gulley B66C 1/105
294/74

(71) Applicant: **Tommie Carroll Gipson**, Eaton, CO
(US)

(Continued)

(72) Inventor: **Tommie Carroll Gipson**, Eaton, CO
(US)

OTHER PUBLICATIONS

(**) Term: **15 Years**

USPTO Non-Final Office Action dated Sep. 17, 2015 for related
parent U.S. Appl. No. 14/623,100.

(21) Appl. No.: **29/637,746**

(Continued)

(22) Filed: **Feb. 21, 2018**

Primary Examiner — Jennifer L Watkins
(74) *Attorney, Agent, or Firm* — Elizabeth R. Hall &
Associates, P.C.; Elizabeth R. Hall

Related U.S. Application Data

(63) Continuation-in-part of application No. 29/552,953,
filed on Jan. 27, 2016, now abandoned, which is a
continuation-in-part of application No. 14/623,100,
filed on Feb. 16, 2015, now abandoned.

(51) **LOC (11) Cl.** **30-01**

(52) **U.S. Cl.**
USPC **D30/134; D30/152**

(58) **Field of Classification Search**
USPC D30/134, 136, 138, 152, 151; D8/382
CPC B68B 1/02; B68B 1/04; B68B 2001/042;
B68B 5/00; A01K 27/003; A01K 27/005;
A01K 27/004; A63B 21/0557

See application file for complete search history.

(57) **CLAIM**

The ornamental design for a training halter for horses, as
shown and described.

DESCRIPTION

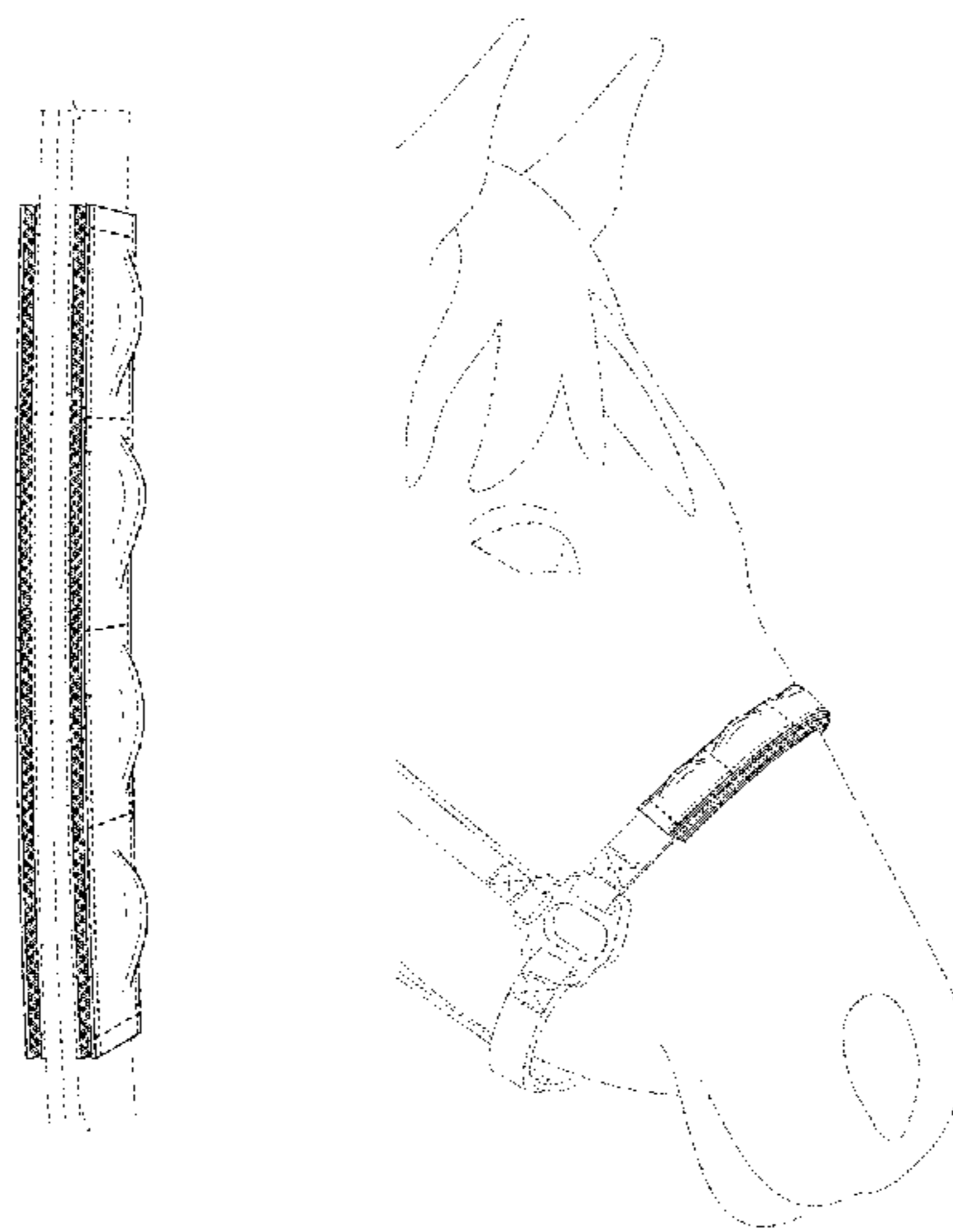
FIG. 1 is an enlarged bottom view of a first removable band
of a training halter for horses showing my new design;
FIG. 2 is an enlarged top perspective view thereof;
FIG. 3 is an enlarged bottom view of a second removable
band of a training halter for horses;
FIG. 4 is an enlarged perspective top view thereof;
FIG. 5 is a perspective view of the training halter for horses
with the removable bands in an attached position;
FIG. 6 is a side view of the training halter for horses with the
removable bands detached; and,
FIG. 7 is an in use view of the training halter for horses.
The dark shaded portion depicts hook and loop fastener. The
broken lines on claimed surfaces are for the purpose of
depicting claimed stitching. The broken line showing of a
horse and portions of a halter are for the purpose of depicting
environment and form no part of the claimed design.

(56) **References Cited**

U.S. PATENT DOCUMENTS

3,949,538 A 4/1976 Woodruff
4,499,741 A 2/1985 Harris
4,634,031 A * 1/1987 Frankhouse A45C 1/04
224/602
4,722,171 A * 2/1988 Meroth B68B 1/04
54/6.1
4,777,784 A 10/1988 Ferguson
4,852,336 A 1/1989 Gammill
4,833,734 A * 5/1989 Der Estephanian ... A41D 20/00
2/170
D340,324 S * 10/1993 Lashoones D30/134

1 Claim, 4 Drawing Sheets



(56)

References Cited

U.S. PATENT DOCUMENTS

5,732,662 A 3/1998 Jacobsen
 5,749,326 A 12/1998 Jones
 6,199,353 B1 3/2001 Chladek
 6,302,363 B1 * 10/2001 Olson B42F 15/066
 24/303
 6,530,196 B1 * 3/2003 Oyster B68B 1/02
 119/792
 6,591,589 B2 7/2003 Cook
 6,659,960 B2 12/2003 Derksen
 6,691,497 B1 * 2/2004 Rodgers B68B 1/02
 54/24
 6,763,650 B1 7/2004 Snow
 7,032,529 B2 4/2006 Sanford
 D524,997 S * 7/2006 Franco A01K 27/00
 D30/152
 D564,139 S 3/2008 Nichols
 7,340,874 B2 3/2008 Bechtold
 7,562,513 B2 7/2009 Castelow
 7,712,195 B1 11/2010 Selby
 8,474,414 B2 7/2013 Dagnon
 D703,878 S * 4/2014 Hieber D30/152
 8,789,349 B1 7/2014 Drumm
 8,915,053 B2 12/2014 Verger

D732,379 S 6/2015 Gipson
 D745,766 S * 12/2015 Oppelt D2/627
 D753,344 S * 4/2016 Kantor D29/101.1
 9,346,664 B2 5/2016 Krickeberg
 9,374,984 B2 6/2016 McKay
 9,427,049 B2 8/2016 Shelton
 9,763,530 B2 * 9/2017 Caccavo A47H 19/00
 D801,596 S * 10/2017 Tota D30/136
 2002/0046715 A1 * 4/2002 McCarville A01K 27/009
 119/858
 2004/0168413 A1 9/2004 Rodgers
 2005/0034435 A1 2/2005 Kemp
 2011/0109026 A1 5/2011 Sanford
 2011/0252751 A1 10/2011 Nin
 2012/0311976 A1 12/2012 Voigt
 2013/0160409 A1 6/2013 Crothers
 2014/0360142 A1 11/2014 Mills
 2015/0053146 A1 * 2/2015 Gipson A01K 15/003
 119/795

OTHER PUBLICATIONS

USPTO Non-Final Office Action dated Jul. 6, 2017 for related U.S. Appl. No. 29/552,953.

* cited by examiner




FIG. 1

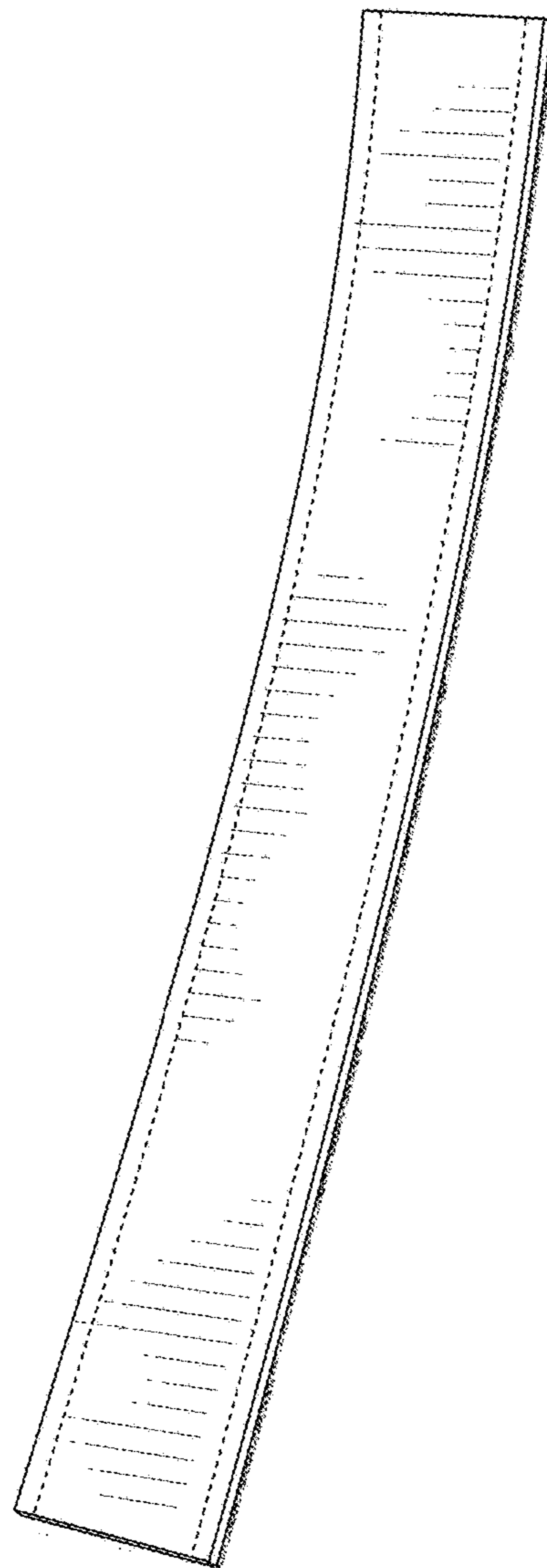


FIG. 2




FIG. 3

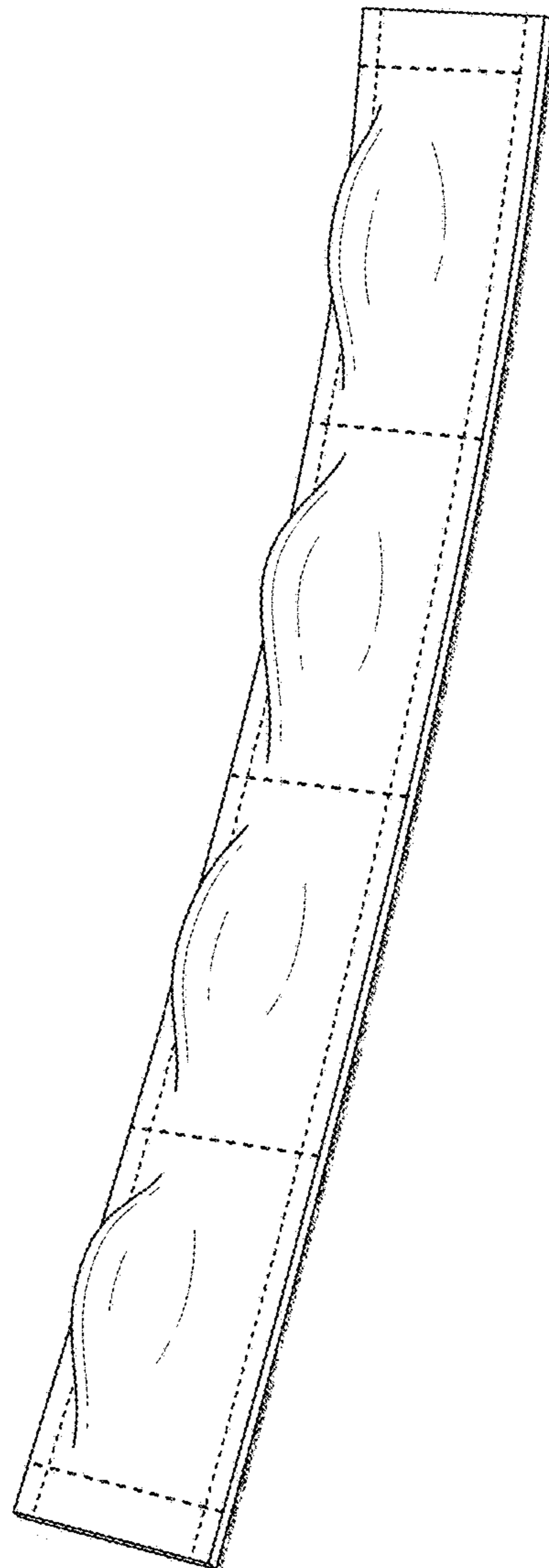


FIG. 4

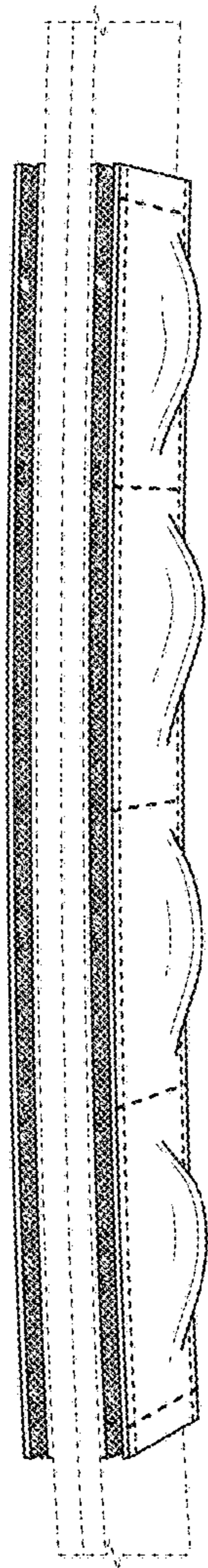


FIG. 5




FIG. 6

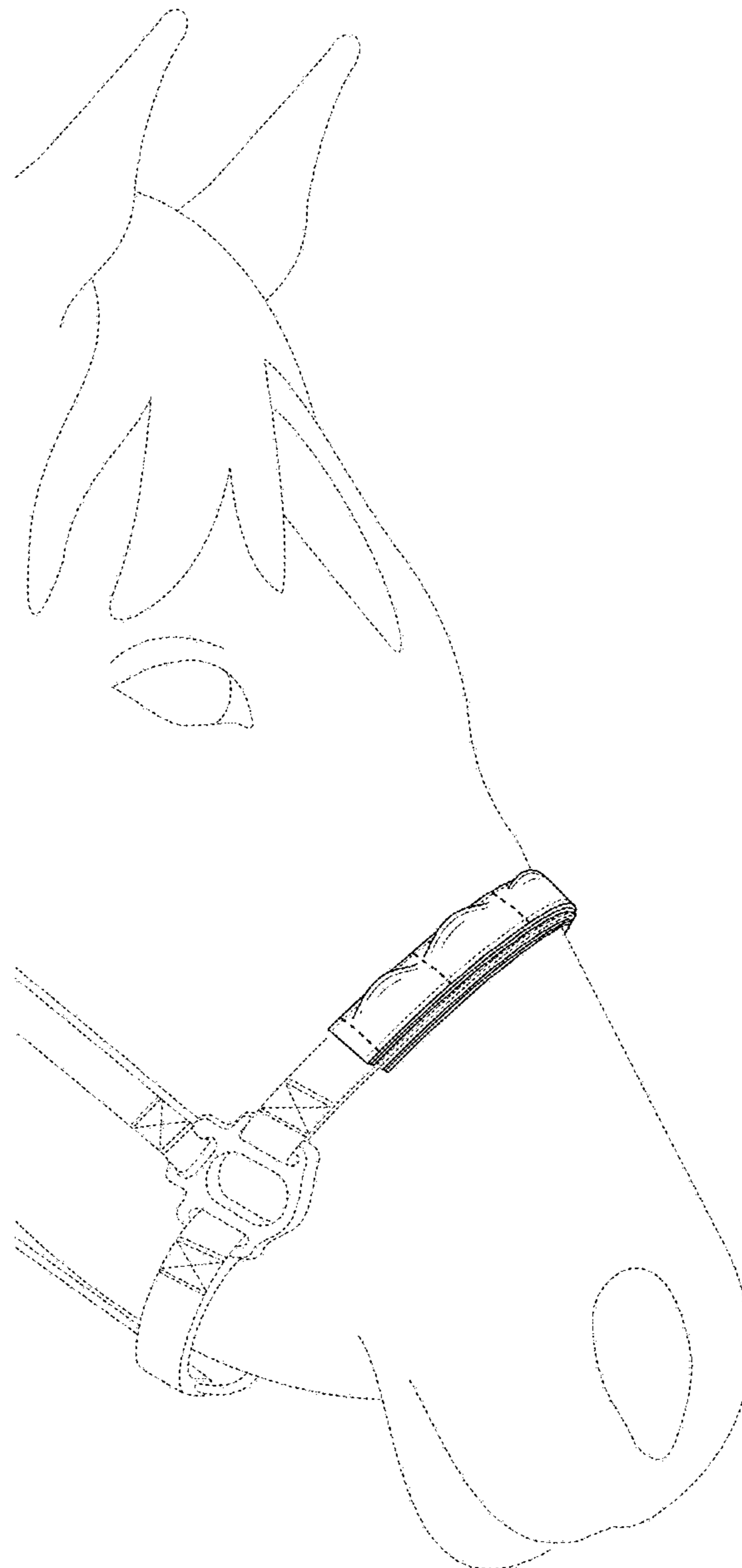


FIG. 7