

US00D844246S

(12) **United States Design Patent**
Yan et al.

(10) **Patent No.:** **US D844,246 S**
(45) **Date of Patent:** **** Mar. 26, 2019**

(54) **INTERCHANGEABLE ELECTRIC GRIP**

(56) **References Cited**

(71) Applicant: **Guangdong Roman Technology Co., Ltd.**, Dongguan (CN)

U.S. PATENT DOCUMENTS

(72) Inventors: **Youchun Yan**, Dongguan (CN); **Guang Lu**, Dongguan (CN)

D546,001 S * 7/2007 McLachlan D28/50
9,174,350 B2 * 11/2015 Park B26B 19/14
D808,077 S * 1/2018 Boulanger D28/50
D824,104 S * 7/2018 Boulanger D28/51
2017/0203450 A1 * 7/2017 Hitson B26B 19/24

(73) Assignee: **Guangdong Roman Technology Co., Ltd.**, Dongguan (CN)

* cited by examiner

(**) Term: **15 Years**

Primary Examiner — Jennifer Rivard

(21) Appl. No.: **29/628,823**

(74) *Attorney, Agent, or Firm* — Wang Law Firm, Inc.

(22) Filed: **Dec. 7, 2017**

(57) **CLAIM**

The ornamental design for an interchangeable electric grip, as shown and described.

(30) **Foreign Application Priority Data**

DESCRIPTION

Aug. 22, 2017 (CN) 2017 3 0388975

(51) **LOC (11) Cl.** **28-03**

(52) **U.S. Cl.**
USPC **D28/54; D28/50**

(58) **Field of Classification Search**
USPC D28/44, 44.1, 49–54
CPC B26B 19/00–19/107; B26B 19/12; B26B 19/14–19/148; B26B 19/16–19/18; B26B 19/20–19/265; B26B 19/28–19/36; B26B 19/38–19/46

FIG. 1 is a perspective view of the interchangeable electric grip showing my new design;

FIG. 2 is a front elevation view thereof;

FIG. 3 is a rear elevation view thereof;

FIG. 4 is a left side elevation view thereof;

FIG. 5 is a right side elevation view thereof;

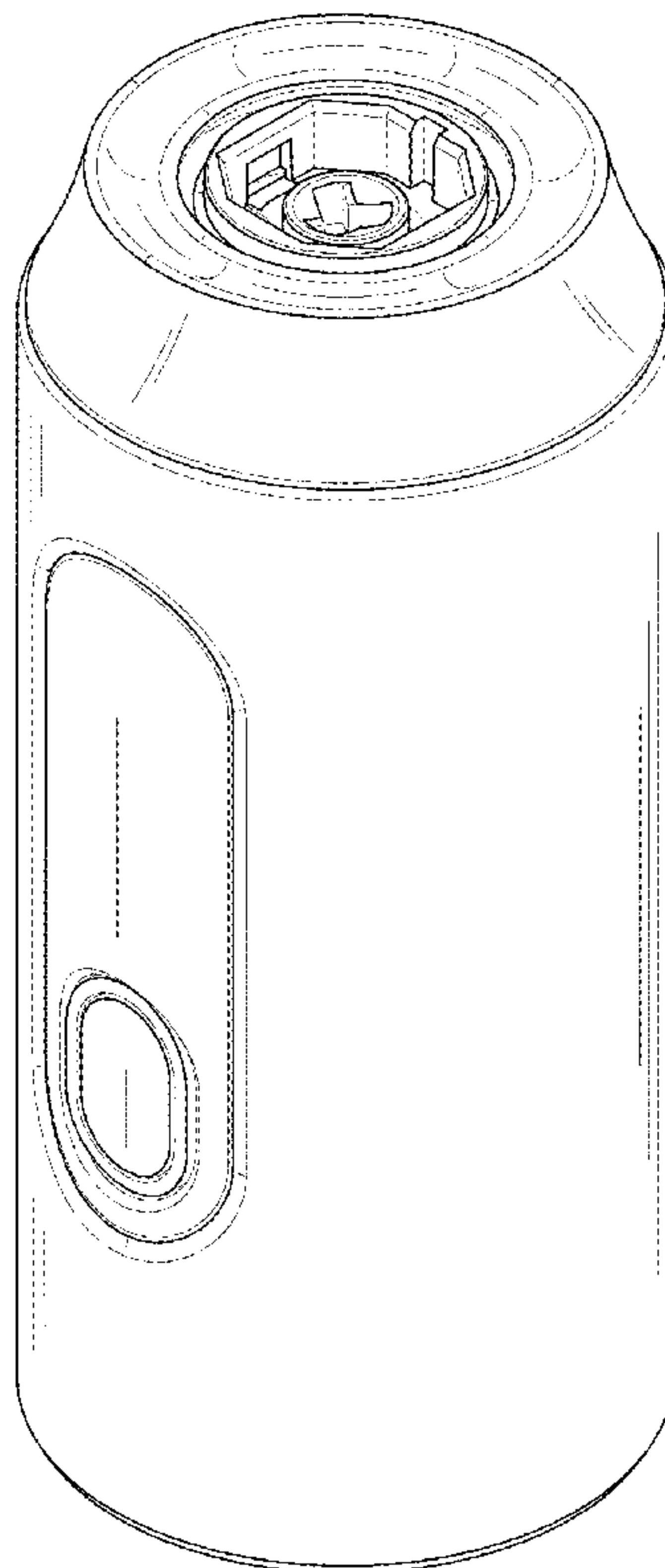
FIG. 6 is a top plan view thereof; and,

FIG. 7 is a bottom plan view thereof.

The broken lines that are shown in FIG. 7 illustrate a portion of the interchangeable electric grip and form no part of the claimed design.

See application file for complete search history.

1 Claim, 7 Drawing Sheets



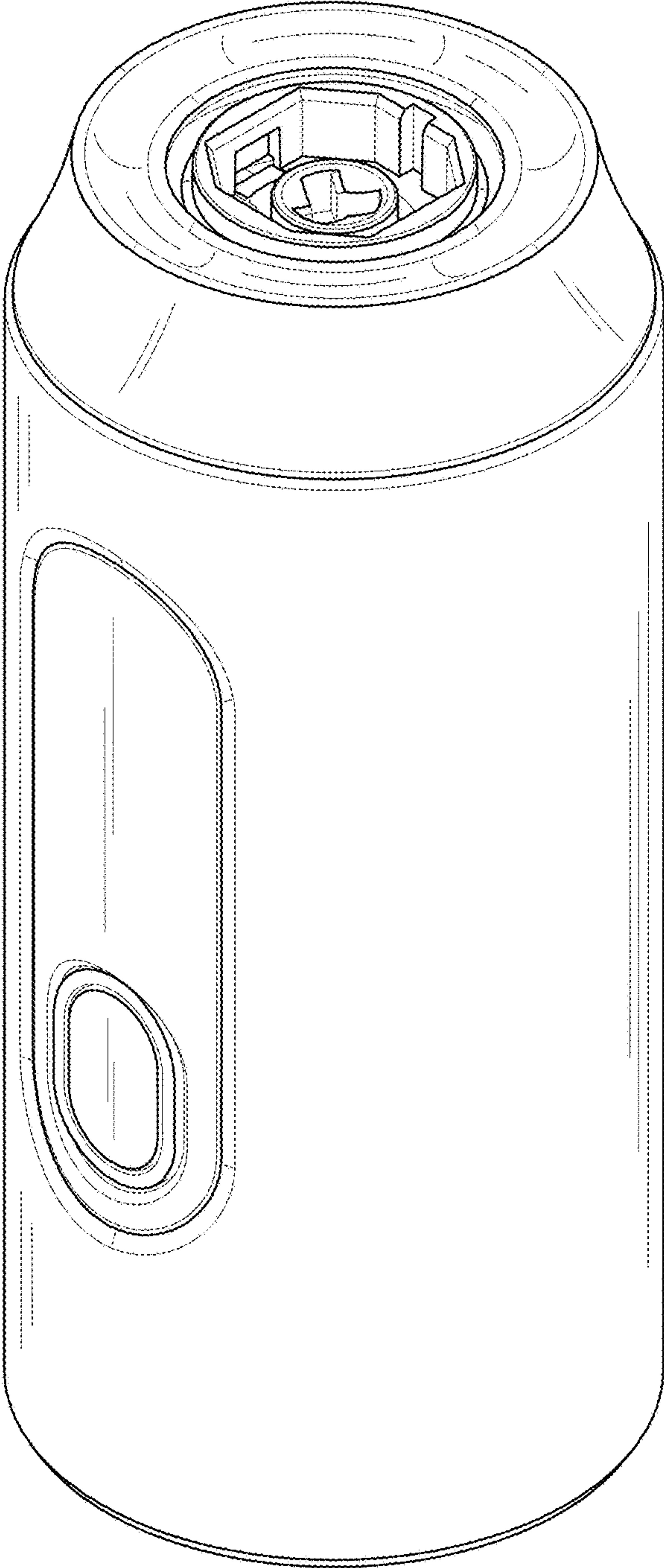


FIG.1

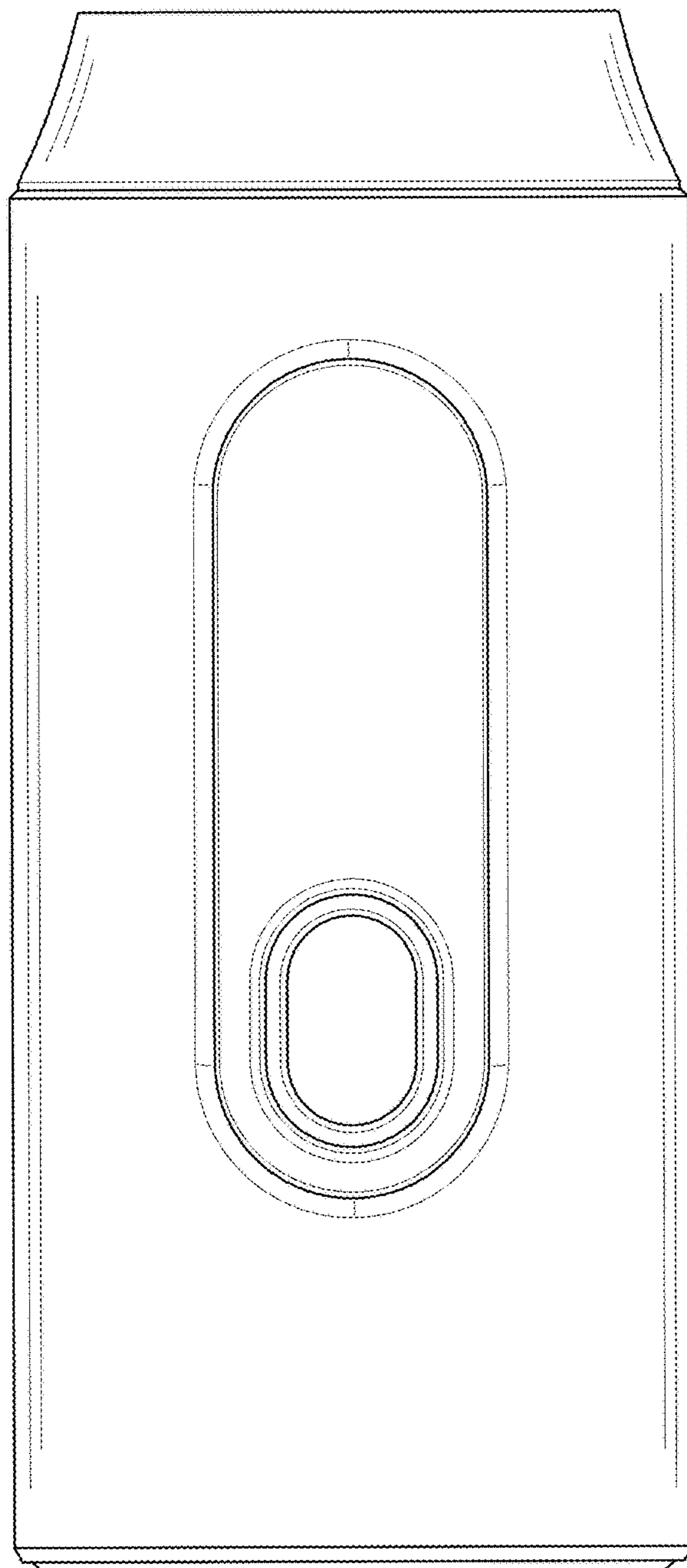


FIG.2




FIG. 3




FIG.4




FIG.5

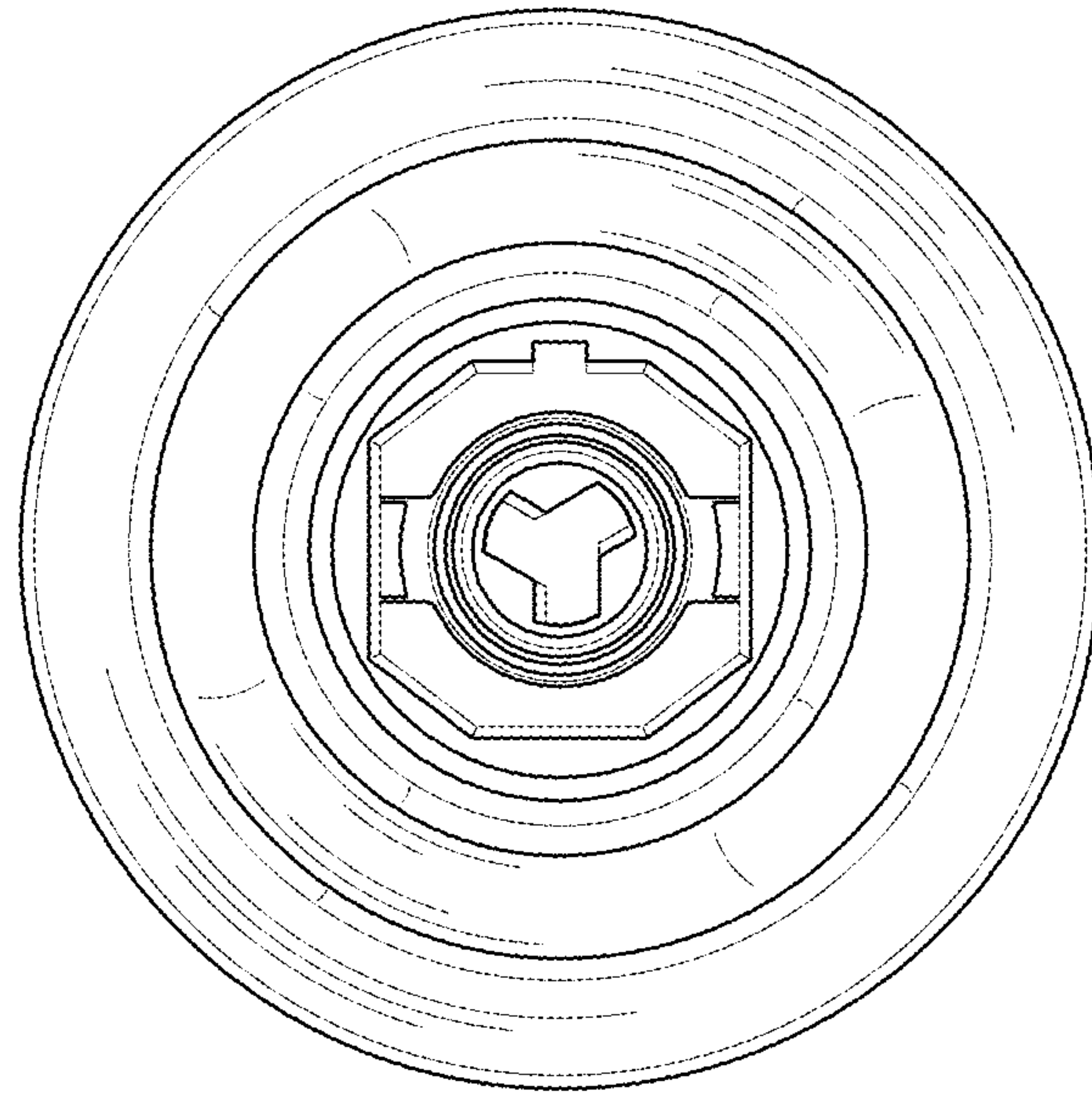


FIG.6

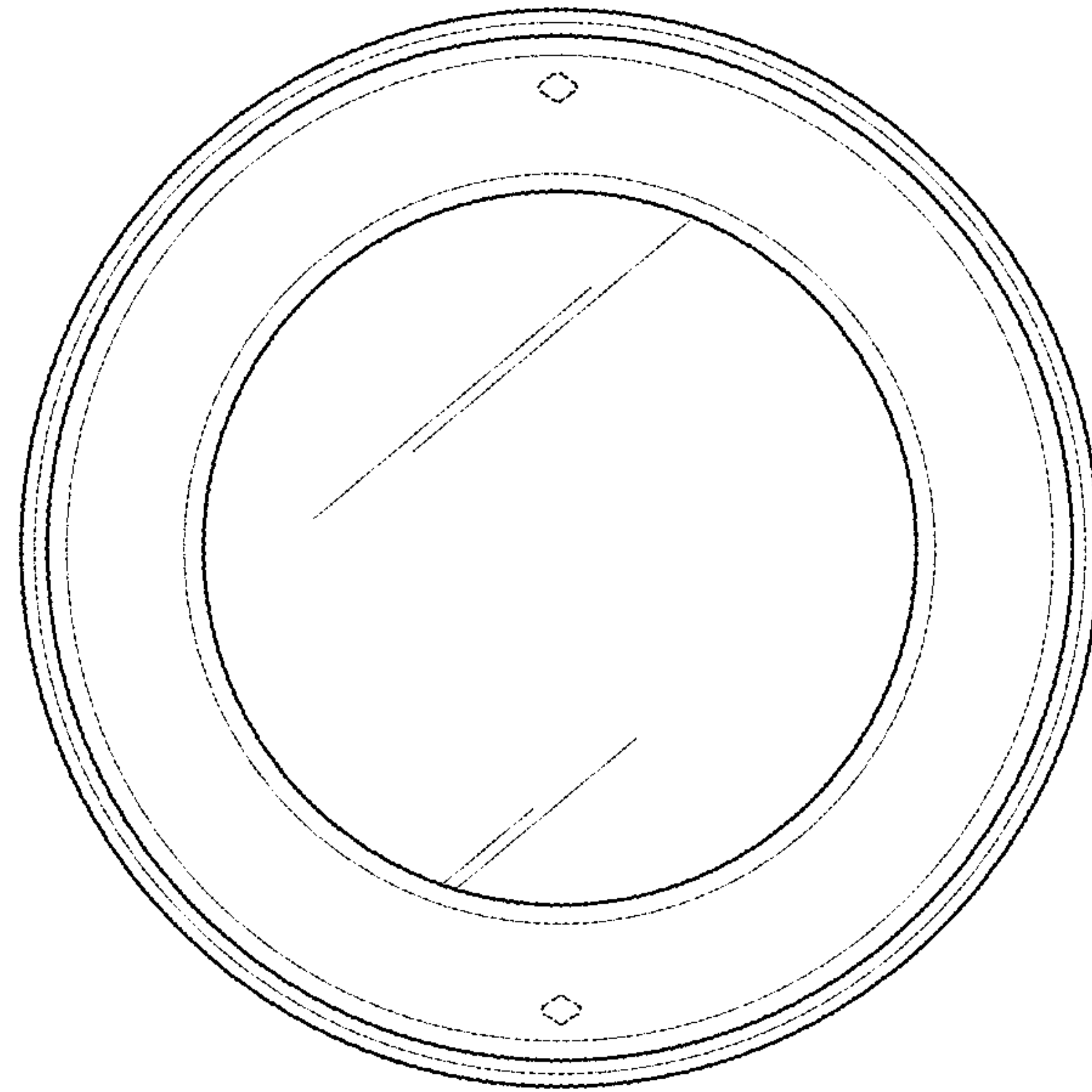


FIG.7