



US00D844229S

(12) **United States Design Patent** (10) **Patent No.:** **US D844,229 S**  
**Sherwood et al.** (45) **Date of Patent:** **\*\* Mar. 26, 2019**

(54) **VAPORIZER**

(71) Applicants: **Hunter Sherwood**, San Marcos, CA  
(US); **Jessar Nygard**, Westminster, CA  
(US)

(72) Inventors: **Hunter Sherwood**, San Marcos, CA  
(US); **Jessar Nygard**, Westminster, CA  
(US)

(73) Assignee: **HT Vape, LLC**, San Marcos, CA (US)

(\*\*) Term: **15 Years**

(21) Appl. No.: **29/623,375**

(22) Filed: **Oct. 24, 2017**

(51) **LOC (11) Cl.** ..... **27-02**

(52) **U.S. Cl.**  
USPC ..... **D27/162**

(58) **Field of Classification Search**  
USPC ..... D27/100, 101, 162, 163-194;  
D19/115-123, 161-169; D24/110;  
D23/366; D13/108  
CPC ..... A24F 47/008; A24F 47/002; A24F 7/02;  
A61M 15/06

See application file for complete search history.

(56) **References Cited**

**U.S. PATENT DOCUMENTS**

D110,336 S *	7/1938	Barling	131/227
D117,975 S *	12/1939	Hirsch	131/229
D167,230 S *	7/1952	Rehfeld	D27/163
D288,852 S *	3/1987	Miyoshi	D27/170
D292,324 S *	10/1987	Decker	D27/170
D304,625 S *	11/1989	Katayama	D27/163
D413,002 S *	8/1999	Melograno	D27/167
D436,686 S *	1/2001	Fujisawa	D27/163
D617,939 S *	6/2010	Mansour	D27/169
D717,994 S *	11/2014	Alima	D27/101

D735,934 S *	8/2015	Saikaly	D27/169
D741,003 S *	10/2015	Von Schoultz	D27/194
D757,352 S *	5/2016	Bagai	D27/101
D757,353 S *	5/2016	Nunnely	D27/101
D758,567 S *	6/2016	Wohlfahrt	D24/113
D758,568 S *	6/2016	Wohlfahrt	D24/113
D758,569 S *	6/2016	Wohlfahrt	D24/113
D773,648 S *	12/2016	Wohlfahrt	D24/113
D785,234 S *	4/2017	Liu	D27/167
D790,765 S *	6/2017	Beer	D27/101
D806,941 S *	1/2018	Hawes	D27/101
D807,574 S *	1/2018	Hawes	D27/101
D807,578 S *	1/2018	Barkowski	D27/170
D809,193 S *	1/2018	McIntyre	D27/169
D819,804 S *	6/2018	Knight	D24/113
D820,516 S *	6/2018	Swanson	D27/196
2012/0067358 A1 *	3/2012	Rasch	A24F 47/002 131/273

\* cited by examiner

*Primary Examiner* — Marissa J Cash

(74) *Attorney, Agent, or Firm* — Christopher Pilling

(57) **CLAIM**


The ornamental design for a vaporizer, as shown and described.

**DESCRIPTION**

FIG. 1. is a bottom, front, right side perspective view of a vaporizer showing our new design;  
FIG. 2 is a top, front, right side perspective view thereof;  
FIG. 3 is a front view thereof;  
FIG. 4 is a back view thereof;  
FIG. 5 is a left side view thereof;  
FIG. 6 is a right side view thereof;  
FIG. 7. is a bottom view thereof; and,  
FIG. 8 is a top view thereof.

The broken lines showing portions of the vaporizer depict unclaimed subject matter only and form no part of the claimed design.

**1 Claim, 3 Drawing Sheets**



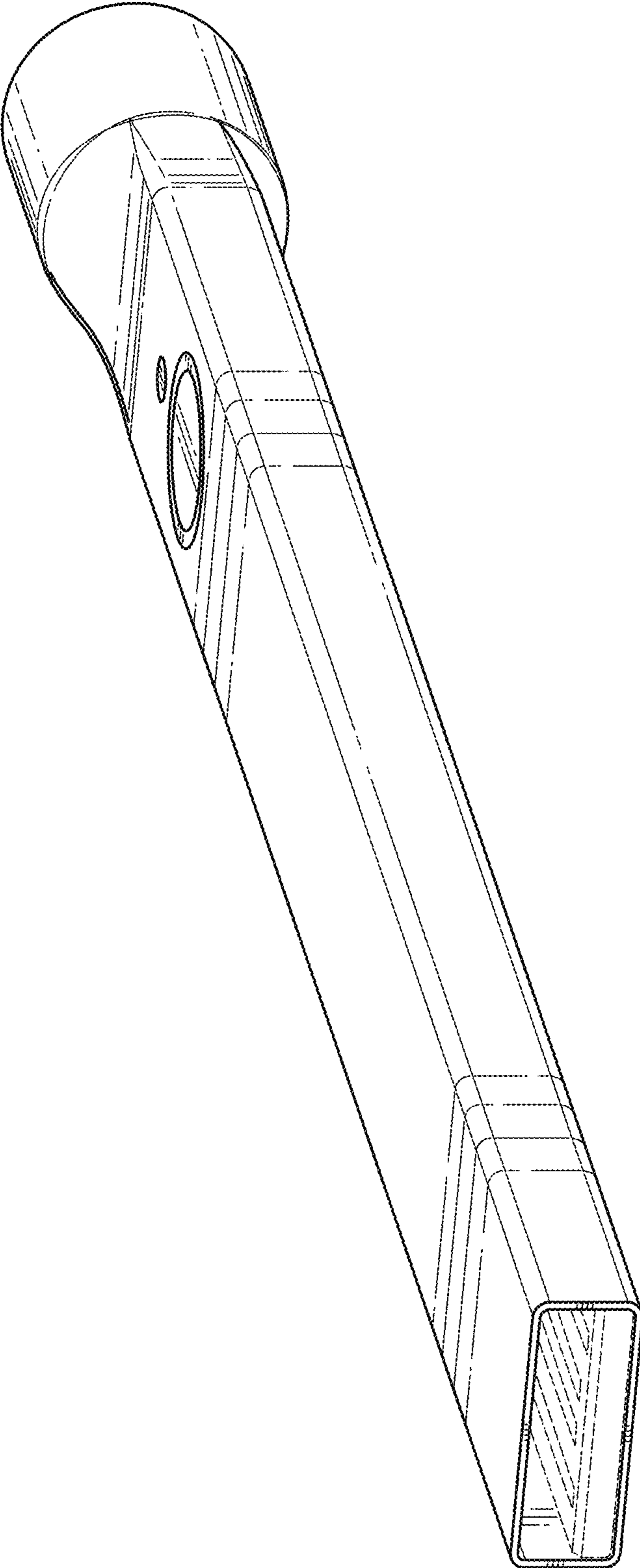


FIG. 1




FIG. 2




FIG. 3




FIG. 4

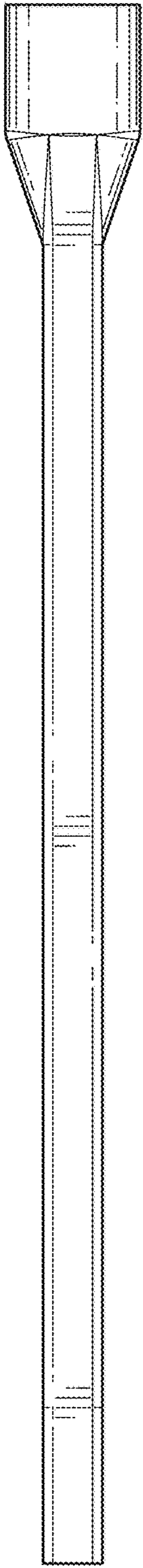


FIG. 5

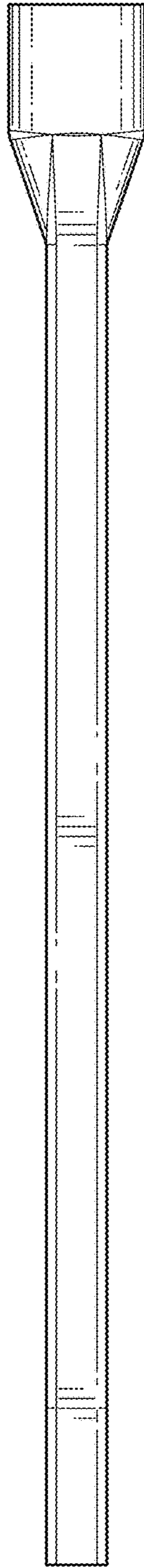


FIG. 6

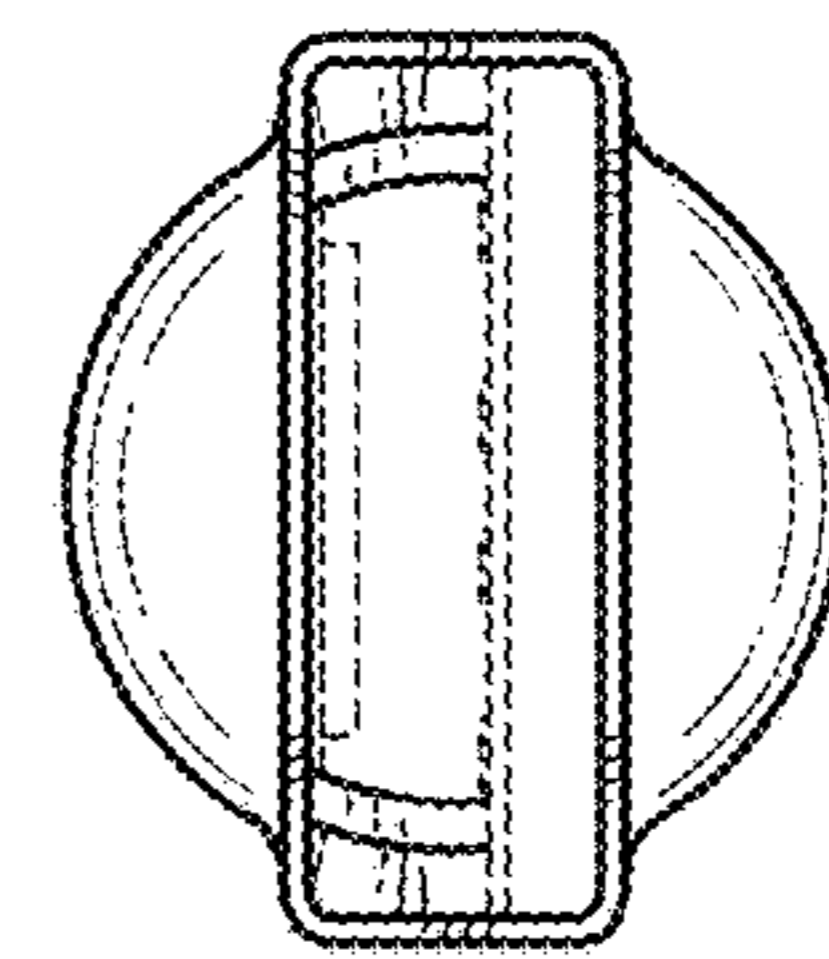


FIG. 7

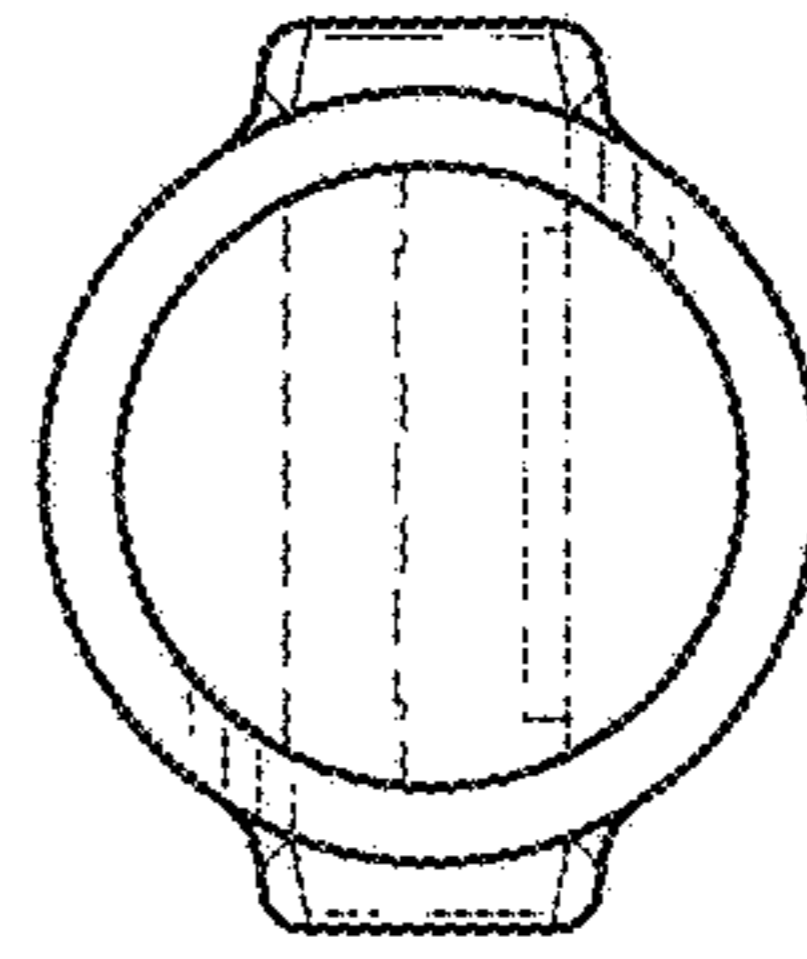


FIG. 8