

US00D844181S

(12) **United States Design Patent**
Lundell

(10) **Patent No.:** **US D844,181 S**

(45) **Date of Patent:** **** Mar. 26, 2019**

(54) **LANDSCAPING BLOCK**

(71) Applicant: **Robert John Lundell**, Stillwater, MN
(US)

(72) Inventor: **Robert John Lundell**, Stillwater, MN
(US)

(73) Assignee: **KEYSTONE RETAINING WALL
SYSTEMS LLC**, West Chester, OH
(US)

(**) Term: **15 Years**

(21) Appl. No.: **29/601,773**

(22) Filed: **Apr. 26, 2017**

(51) **LOC (11) Cl.** **25-01**

(52) **U.S. Cl.**
USPC **D25/113**

(58) **Field of Classification Search**
USPC D25/112-118
CPC A63H 33/04; C04B 28/02; C04B 14/10;
C04B 18/023; E01C 9/004; E01C 5/00;
E01C 5/005; E01C 5/006; E01C 5/06
See application file for complete search history.

(56) **References Cited**

U.S. PATENT DOCUMENTS

1,694,665	A	2/1927	Parker
D278,934	S	5/1985	Scheiwiller
4,627,764	A	12/1986	Scheiwiller
4,773,790	A	9/1988	Hagenah
D317,208	S	5/1991	Scheiwiller
5,251,997	A	10/1993	Brock
5,466,089	A	11/1995	Junk
5,496,129	A	3/1996	Dubé
5,533,827	A	7/1996	Scheiwiller
D389,926	S	1/1998	Barth et al.
D399,978	S	10/1998	Barth et al.
6,055,784	A	5/2000	Geiger
D431,305	S	9/2000	Barth et al.
D434,857	S	12/2000	Scheiwiller

D442,703	S	5/2001	Fifield
6,536,988	B2	3/2003	Geiger
D485,370	S	1/2004	Schmitz et al.
D498,543	S	11/2004	Schmitz et al.
6,857,244	B2	2/2005	Schmitz
6,863,469	B2	3/2005	Bolduc et al.
D505,733	S	5/2005	Castonguay et al.
D510,443	S	10/2005	Von Langsdorff

(Continued)

OTHER PUBLICATIONS

<http://www.keystonewalls.com/application/files/4415/0794/9066/LundurraPatio-PSS2017.pdf> last modified Oct. 14, 2017 (Year: 2017).*

Primary Examiner — Leanne Was-Englehart

(74) *Attorney, Agent, or Firm* — Popovich, Wiles & O'Connell, P.A.



(57) **CLAIM**

The ornamental design for a landscaping block, as shown and described.

DESCRIPTION

FIG. 1 is a top perspective view of a first embodiment of a landscaping block;
FIG. 2 is a top plan view thereof;
FIG. 3 is a bottom plan view thereof;
FIG. 4 is a front elevational view thereof;
FIG. 5 is a rear elevational view thereof;
FIG. 6 is a right side elevational view thereof;
FIG. 7 is a left side elevational view thereof;
FIG. 8 is a top perspective view of a variant of the landscaping block of FIGS. 1 to 7;
FIG. 9 is a top plan view thereof;
FIG. 10 is a bottom plan view thereof;
FIG. 11 is a front elevational view thereof;
FIG. 12 is a rear elevational view thereof;
FIG. 13 is a right side elevational view thereof; and,
FIG. 14 is a left side elevational view thereof.

1 Claim, 4 Drawing Sheets



(56)

References Cited

U.S. PATENT DOCUMENTS

D511,012 S	10/2005	Von Langsdorff	D663,439 S	7/2012	Edwards	
D526,066 S	8/2006	Schneider	D663,859 S	7/2012	Thomassen	
D540,954 S	4/2007	Bouchard	D663,861 S	7/2012	Thomassen	
7,220,078 B2	5/2007	Drost et al.	D664,266 S	7/2012	Thomassen	
D547,882 S	7/2007	Metten	D674,115 S	1/2013	Merriam	
D574,087 S	7/2008	Bouchard	D674,117 S	1/2013	Thomassen et al.	
D574,514 S	8/2008	Bouchard	D674,118 S	1/2013	MacDonald et al.	
D574,515 S	8/2008	Bouchard	8,500,362 B2	8/2013	Steffen	
D574,516 S	8/2008	Bouchard	D689,624 S	9/2013	Pacitto	
D582,056 S	12/2008	Plies	D701,619 S	3/2014	Pacitto	
D582,057 S	12/2008	Plies	9,315,950 B2	4/2016	Browning et al.	
7,575,392 B2	8/2009	Hagenah	D775,372 S	12/2016	Lundell et al.	
7,850,394 B2	12/2010	Schröder	D789,555 S *	6/2017	Lundell	D25/113
D634,859 S	3/2011	Barkman	D789,556 S *	6/2017	Lundell	D25/113
D639,454 S	6/2011	Thomassen	D789,558 S	6/2017	Lundell et al.	
D656,242 S	3/2012	MacDonald et al.	D791,345 S *	7/2017	Lundell	D25/112
D656,625 S	3/2012	MacDonald et al.	2007/0289247 A1	12/2007	Hamel	
			2014/0112715 A1	4/2014	Browning et al.	
			2017/0022722 A1	1/2017	Lundell et al.	

* cited by examiner




FIG. 1




FIG. 2




FIG. 3




FIG. 4




FIG. 5




FIG. 6




FIG. 7




FIG. 8




FIG. 9




FIG. 10




FIG. 11




FIG. 12




FIG. 13




FIG. 14