



US00D844163S

(12) **United States Design Patent**
Du

(10) **Patent No.:** **US D844,163 S**
(45) **Date of Patent:** **** Mar. 26, 2019**

(54) **MASSAGER**
(71) Applicant: **SHENZHEN BREO TECHNOLOGY CO., LTD.**, Shenzhen, Guangdong (CN)
(72) Inventor: **Fei Du**, Guangdong (CN)
(73) Assignee: **SHENZHEN BREO TECHNOLOGY CO., LTD.**, Shenzhen (CN)
(**) Term: **15 Years**
(21) Appl. No.: **29/642,189**
(22) Filed: **Mar. 28, 2018**

D341,426 S * 11/1993 Hubbard D24/211
D342,319 S * 12/1993 Cheng D24/200
D351,474 S * 10/1994 Huang D24/211
D430,936 S * 9/2000 Noble D24/211
D435,661 S * 12/2000 Chen D24/211
D499,186 S * 11/2004 Chien D24/211
D499,810 S * 12/2004 Chien D24/211
D514,328 S * 2/2006 Huang D24/211
D523,962 S * 6/2006 Huang D24/214
D624,713 S * 9/2010 Rutherford D30/160
D648,435 S * 11/2011 Brodbeck D24/146
D698,454 S * 1/2014 DiStefano D24/215
D707,835 S * 6/2014 Domoto D24/200
D712,058 S * 8/2014 Huang D24/215
D721,420 S * 1/2015 Hawkins D23/223

(Continued)

(30) **Foreign Application Priority Data**
Sep. 28, 2017 (CN) 2017 3 0465323
(51) **LOC (11) Cl.** **28-03**
(52) **U.S. Cl.**
USPC **D24/215**
(58) **Field of Classification Search**
USPC 601/15, 18, 19, 46, 47, 48, 52, 99, 112,
601/113, 118, 125, 129, 134, 135, 137,
601/DIG. 12, DIG. 14, DIG. 15, DIG. 16,
601/DIG. 17; D24/133, 200, 211, 212,
D24/213, 214, 215; 600/38, 39, 40, 41;
D30/160; D4/100, 109, 127
CPC A61H 23/004; A61H 2201/0153; A61H
2201/1645; A61H 7/007
See application file for complete search history.

(56) **References Cited**
U.S. PATENT DOCUMENTS
1,913,462 A * 6/1933 Timar A61H 7/003
601/135
D245,856 S * 9/1977 Grube D23/223
D260,928 S * 9/1981 Gueret D24/211
D264,754 S * 6/1982 Vitrac D24/211
D273,708 S * 5/1984 Haug D23/214

OTHER PUBLICATIONS

Amazon, "Breo iScalp Scalp and Body Massager, White", Apr. 29, 2015. https://www.amazon.com/Breo-iScalp-Scalp-Massager-White/dp/B00VAZXV5K/ref=cm_cr_ar_p_d_product_top?ie=UTF8. Shown on p. 1. (Year: 2015).*

Primary Examiner — Cynthia Ramirez
Assistant Examiner — Michael A Maharajh
(74) *Attorney, Agent, or Firm* — Nixon & Vanderhye PC

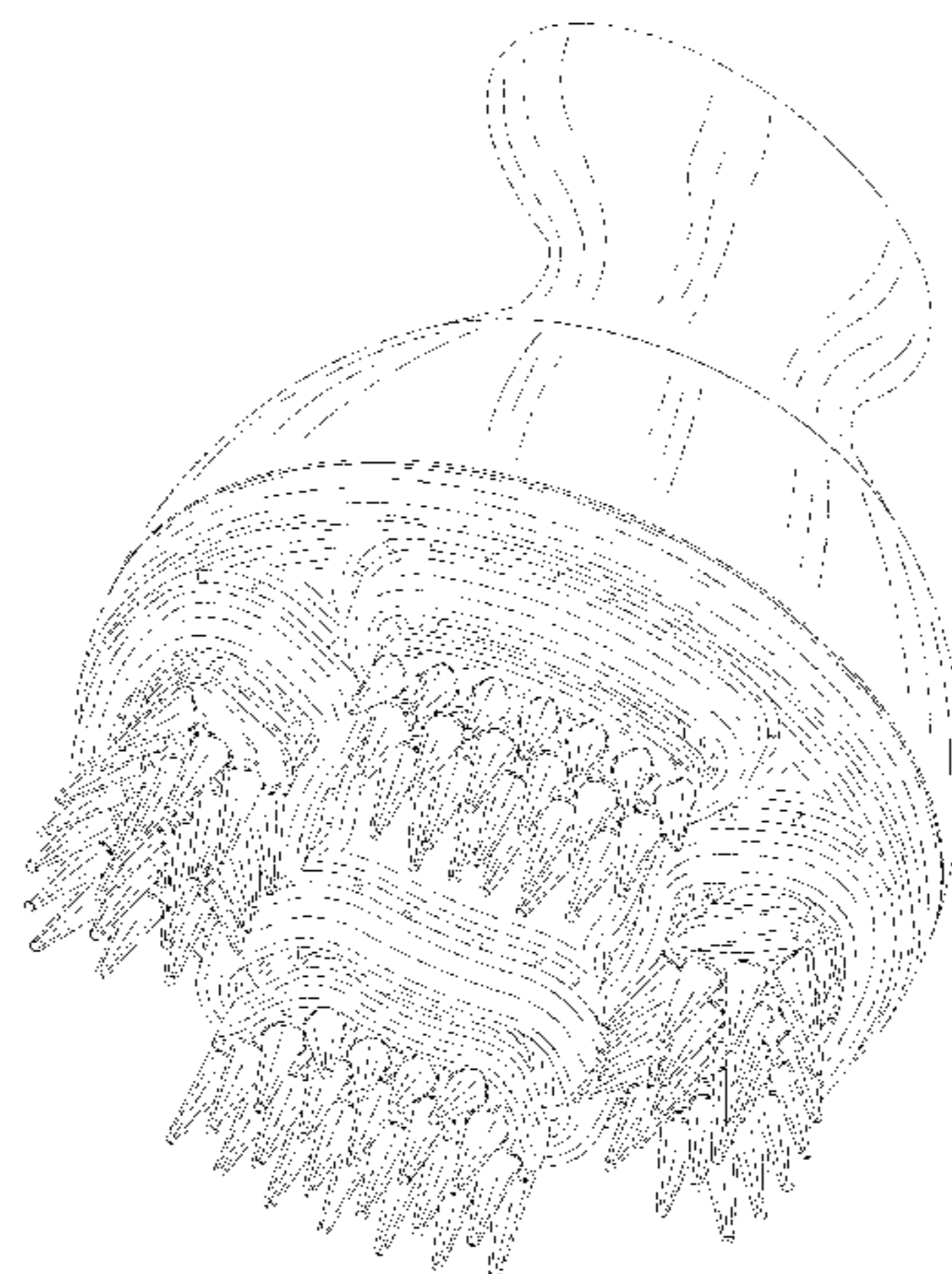
(57) **CLAIM**

The ornamental design for a massager, as shown and described.

DESCRIPTION

FIG. 1 is a perspective view of a massager showing my new design;
FIG. 2 is a front view thereof;
FIG. 3 is a rear view thereof;
FIG. 4 is a left side view thereof;
FIG. 5 is a right side view thereof;
FIG. 6 is a top view thereof; and,
FIG. 7 is a bottom view thereof.

1 Claim, 7 Drawing Sheets



(56)

References Cited

U.S. PATENT DOCUMENTS

D721,421 S *	1/2015	Hawkins	D23/223
D724,752 S *	3/2015	Huang	D24/215
D746,062 S *	12/2015	Pan	D4/127
D778,064 S *	2/2017	Owen	D4/127
D797,461 S *	9/2017	Dandridge	D4/127
D825,771 S *	8/2018	Park	D24/215

* cited by examiner

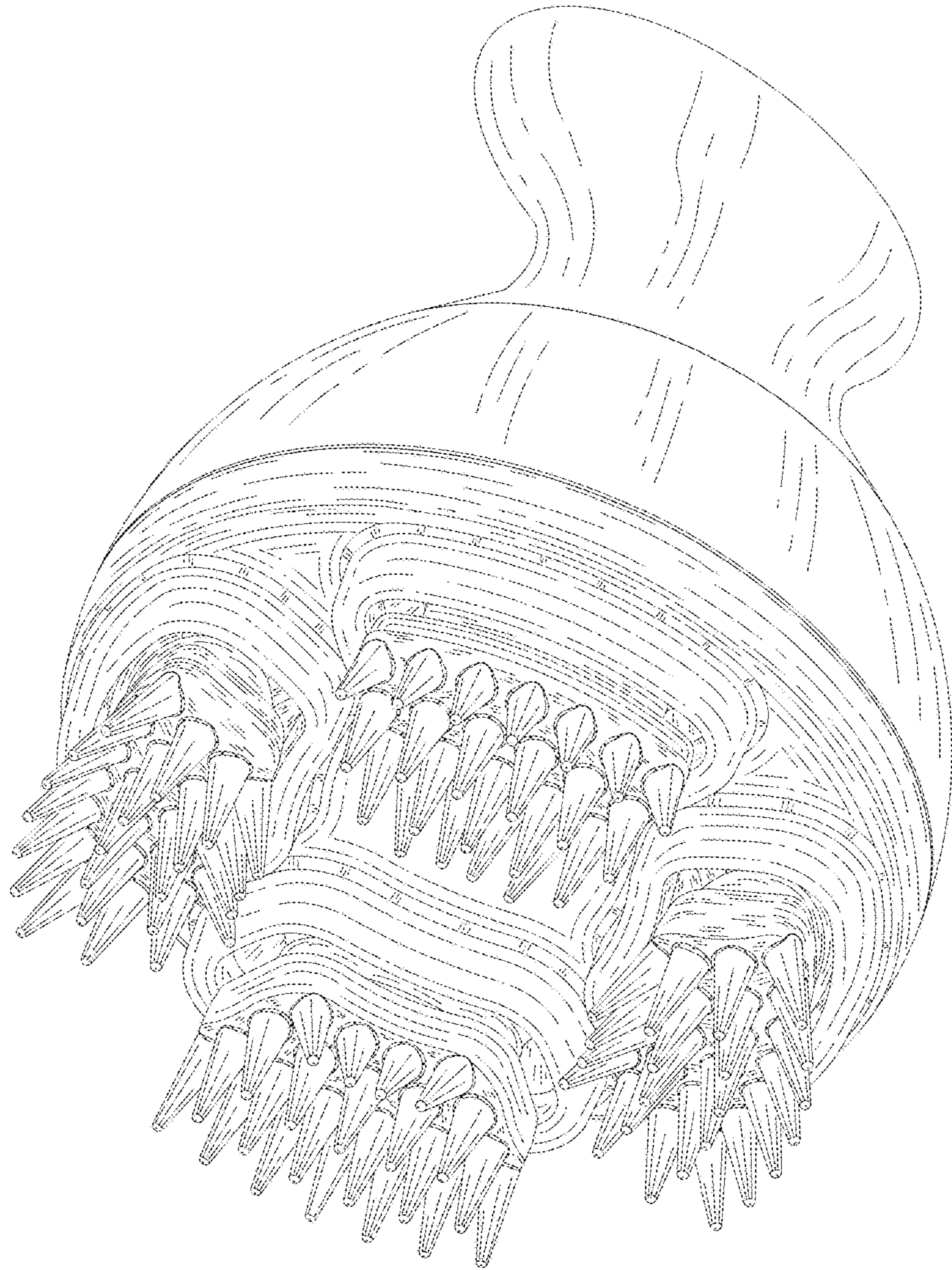


FIG.1

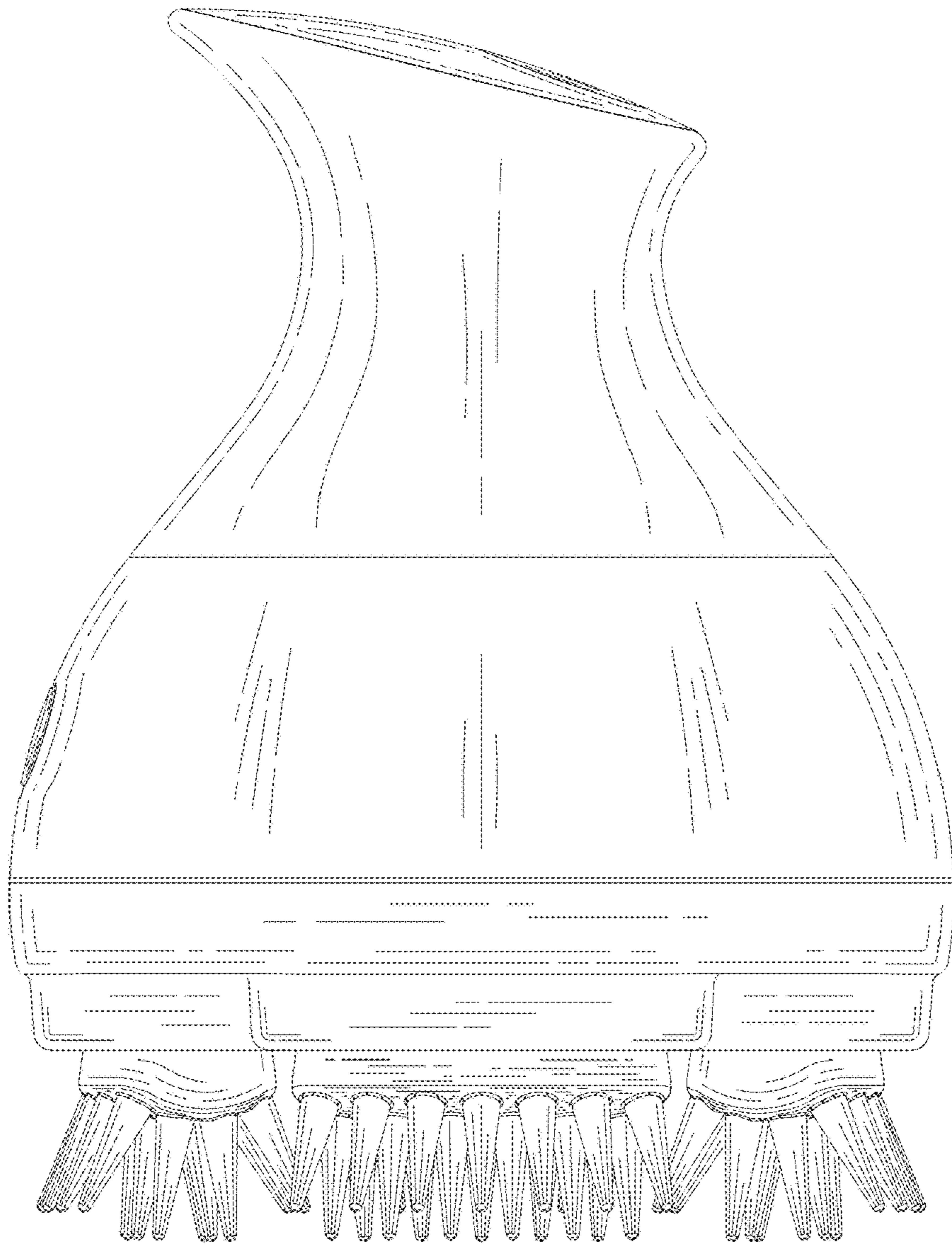


FIG.2

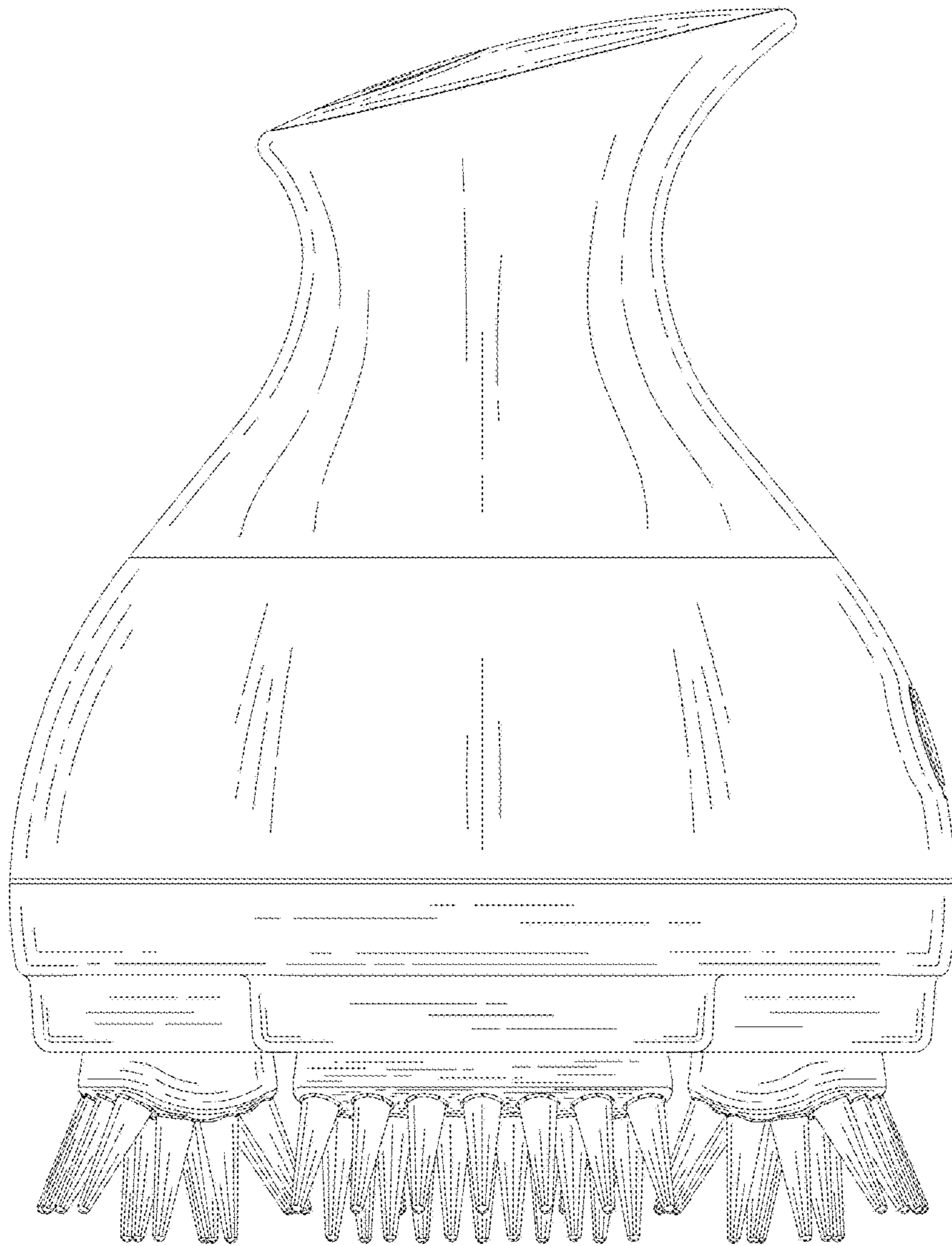


FIG. 3

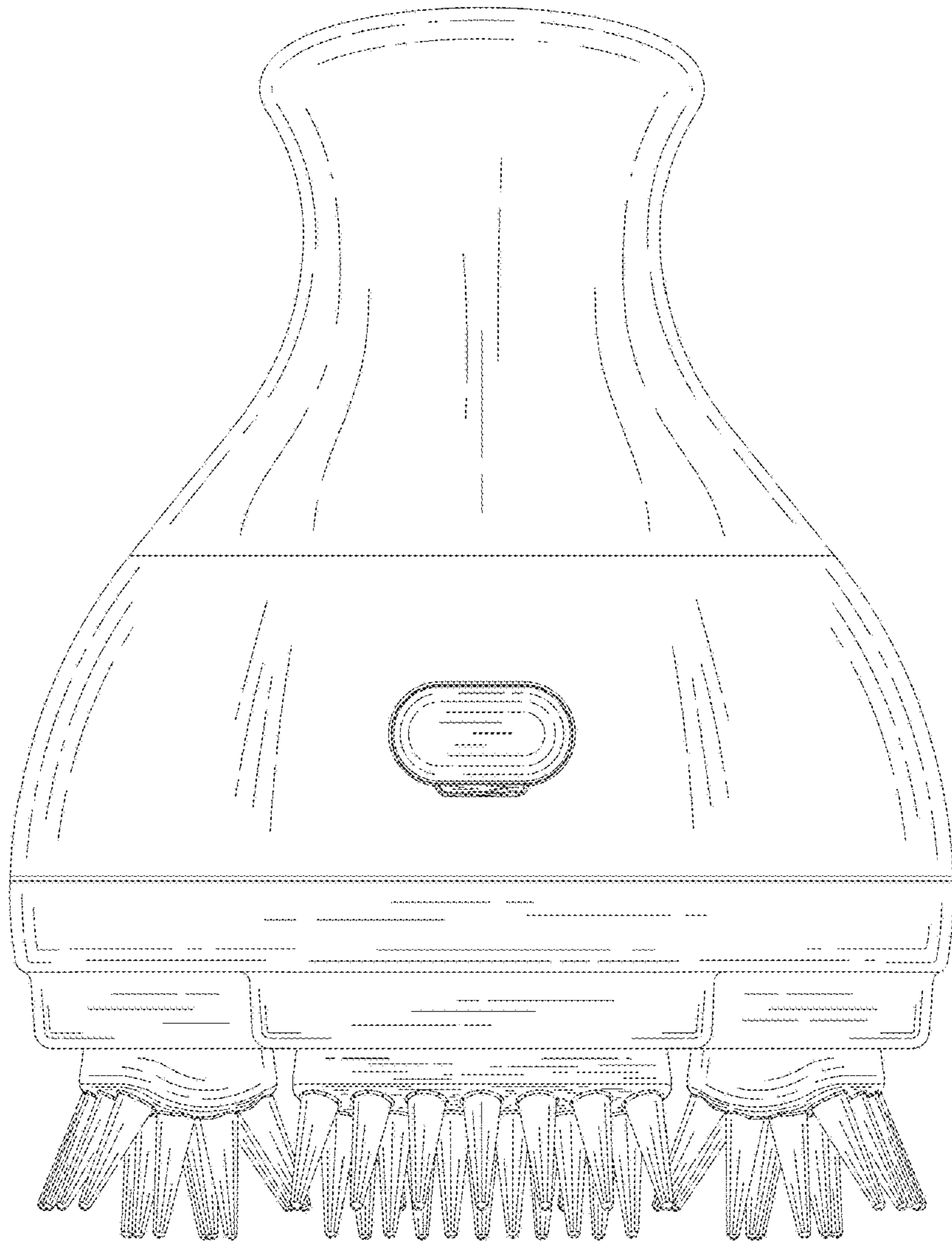


FIG. 4

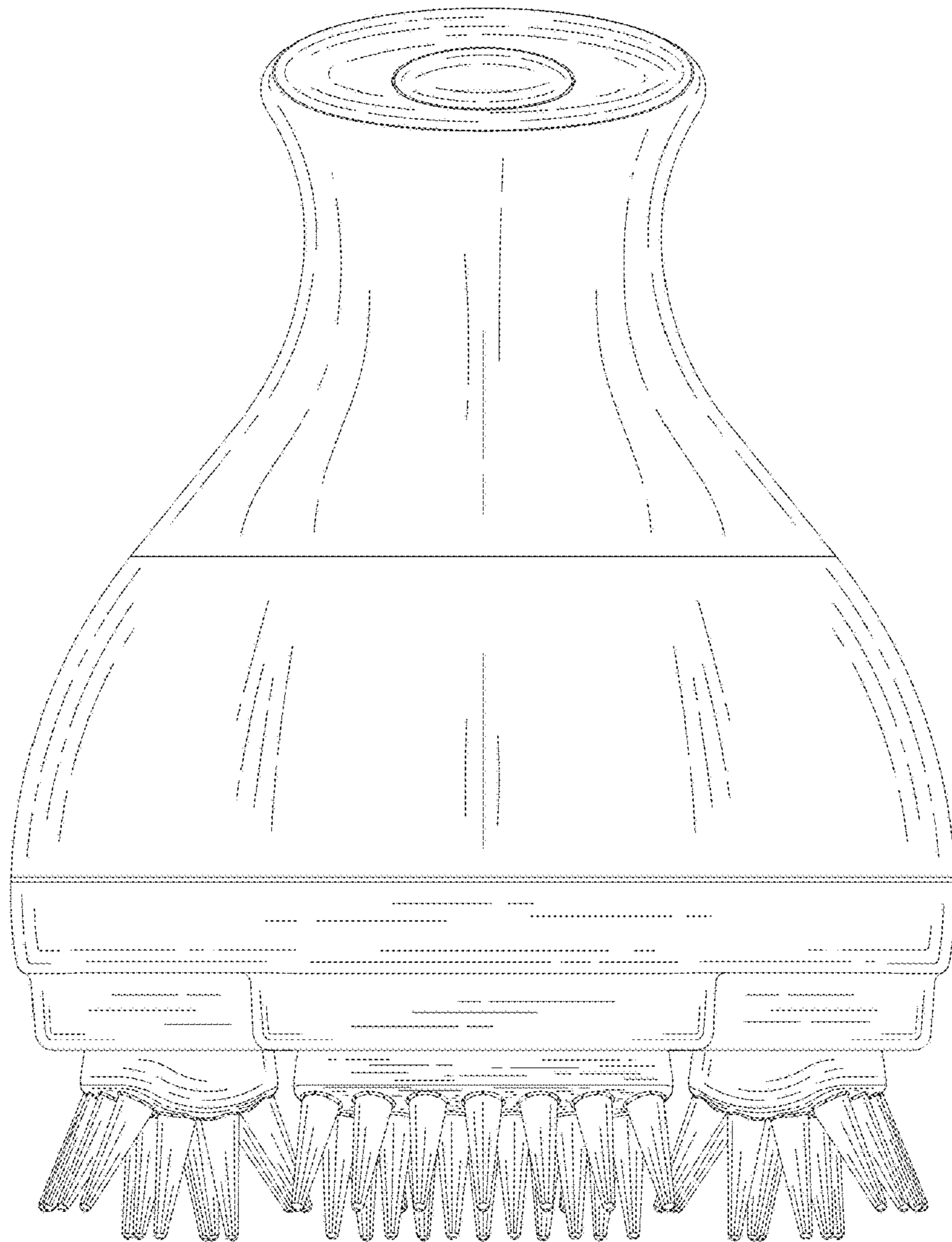


FIG. 5

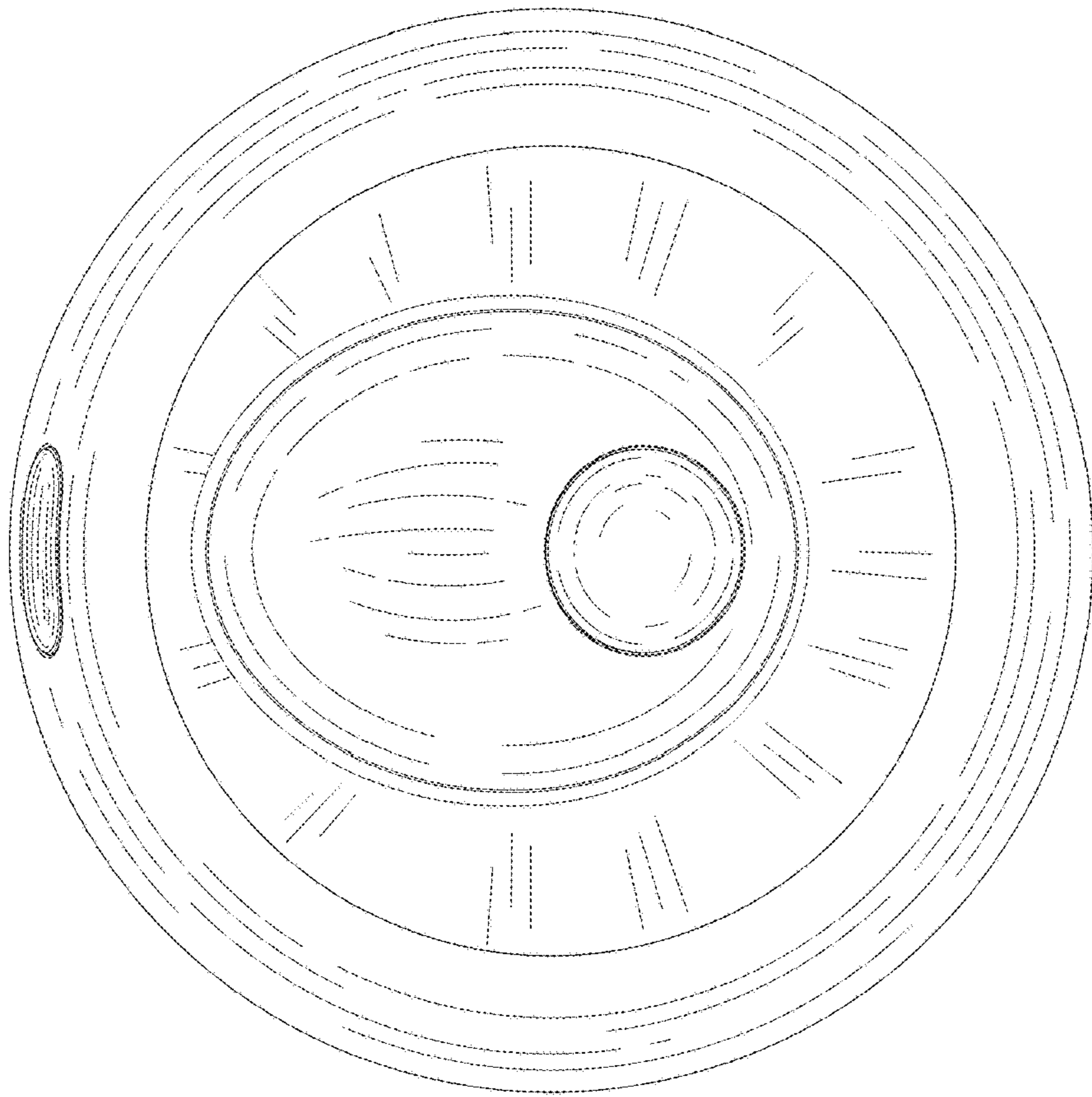


FIG. 6




FIG. 7