



US00D844156S

(12) **United States Design Patent** (10) **Patent No.:** **US D844,156 S**  
**Voskuilen et al.** (45) **Date of Patent:** **\*\* Mar. 26, 2019**

- (54) **ANKLE BRACE**
- (71) Applicant: **NEA International B.V., a Netherlands corporation, Maastricht-Airport (NL)**
- (72) Inventors: **Agnes Theodora Maria Voskuilen, Maastricht (NL); Jeroen Hendrik Johan Koeslag, Maastricht (NL)**
- (73) Assignee: **NEA International B.V., Maastricht-Airport (NL)**

- D497,207 S \* 10/2004 Slutterback ..... D24/192
- 6,929,617 B2 \* 8/2005 McCormick ..... A61F 5/0111  
128/882
- D542,921 S \* 5/2007 Ponsi ..... D24/192
- D543,281 S \* 5/2007 Rabe ..... D24/192
- D618,359 S \* 6/2010 Einarsson ..... D24/192
- D665,914 S \* 8/2012 Chiang ..... D24/192

(Continued)

*Primary Examiner* — Brandon M Rosati  
*Assistant Examiner* — Carissa C Fitts  
 (74) *Attorney, Agent, or Firm* — Miller & Martin PLLC;  
 Douglas T. Johnson

- (\*\*) Term: **15 Years**
- (21) Appl. No.: **29/602,539**
- (22) Filed: **May 1, 2017**

(57) **CLAIM**

The ornamental design for the ankle brace, as shown and described.

(30) **Foreign Application Priority Data**

- Nov. 1, 2016 (EM) ..... 003442482-0001
- (51) **LOC (11) Cl.** ..... **24-04**
- (52) **U.S. Cl.**  
USPC ..... **D24/192**
- (58) **Field of Classification Search**  
USPC ..... D24/189-192; D29/113, 114  
CPC .... A61F 5/0111; A61F 13/065; A61F 13/066;  
A61F 5/05875  
See application file for complete search history.

**DESCRIPTION**

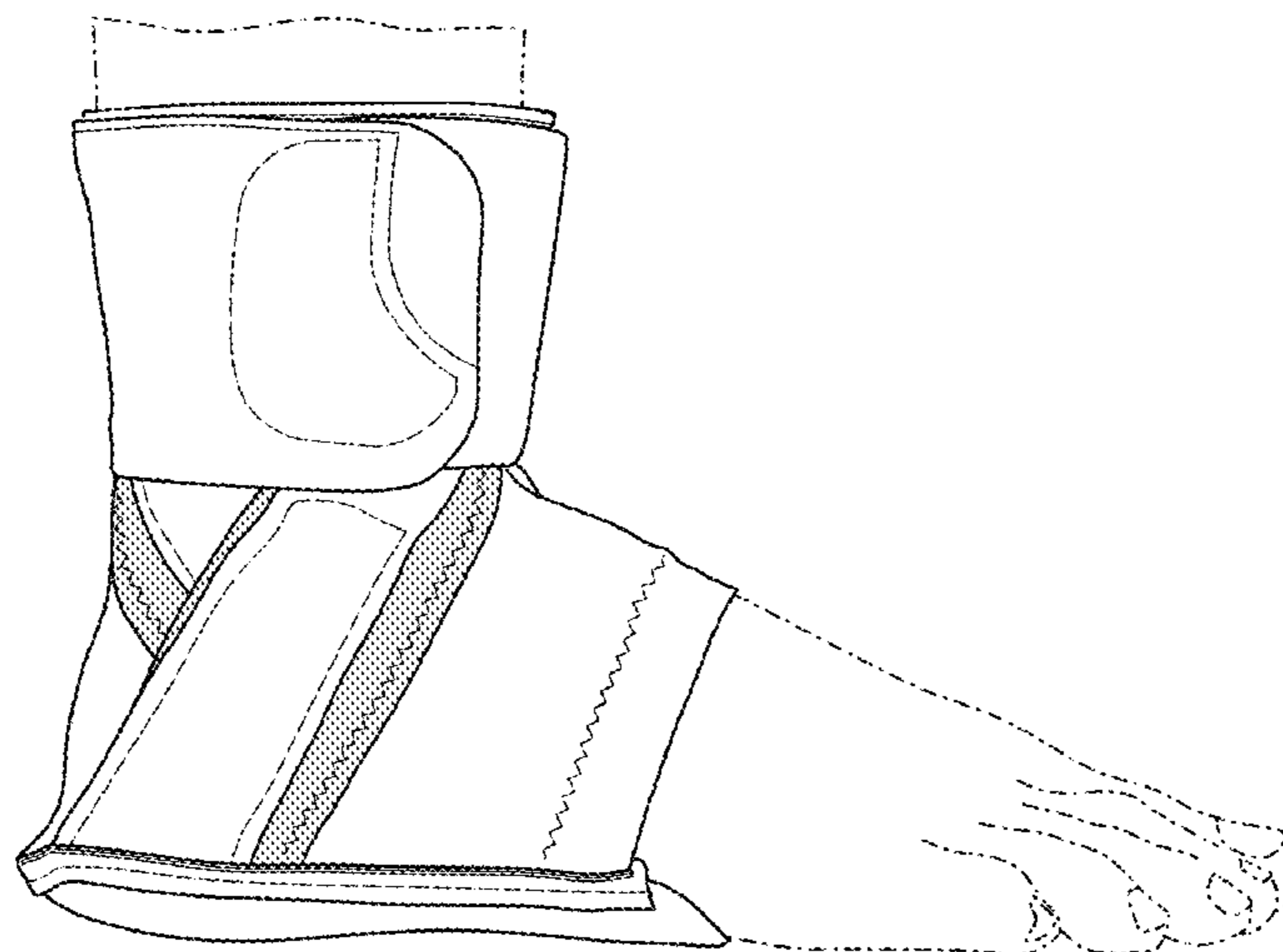
FIG. 1 is a right side perspective view of the ankle brace in fastened form where a wearer's foot and lower leg are in broken lines to show the environment of the invention, but form no part of it;  
 FIG. 2 is a right side perspective view of the ankle brace of FIG. 1 in isolation;  
 FIG. 3 is a left side perspective view of the ankle brace in fastened form;  
 FIG. 4 is a reduced right side perspective view of the ankle brace shown in FIG. 1 in unfastened form;  
 FIG. 5 is a reduced left side perspective view of the ankle brace shown in FIG. 2 in unfastened form;  
 FIG. 6 is a front perspective view of the ankle brace shown in FIG. 2; and,  
 FIG. 7 is a rear perspective view of the ankle brace shown in FIG. 2.  
 The dashed lines and zigzag lines on the ankle brace represent stitching and form no part of the claimed design. The shaded regions in FIGS. 1 through 7 represent no specific color or colors, but depict possible fabric or color variation and form no part of the claimed design.

(56) **References Cited**

**U.S. PATENT DOCUMENTS**

- D338,066 S \* 8/1993 Baron ..... D24/192
- D395,514 S \* 6/1998 Stano ..... D24/192
- D397,797 S \* 9/1998 Chiang ..... D24/192
- D412,581 S \* 8/1999 Brennan ..... D24/192
- 6,053,884 A \* 4/2000 Peters ..... A61F 5/0127  
602/16
- D435,294 S \* 12/2000 Pior ..... D24/192
- D440,661 S \* 4/2001 Cionitti ..... D24/192
- D481,798 S \* 11/2003 Slutterback ..... D24/192

**1 Claim, 7 Drawing Sheets**



(56)

**References Cited**

U.S. PATENT DOCUMENTS

D673,280	S *	12/2012	Einarsson	.....	D24/192
D682,434	S *	5/2013	Heyd	.....	D24/192
D703,336	S *	4/2014	Eldridge	.....	D24/192
D771,264	S *	11/2016	McLachlan	.....	D24/192
2005/0085755	A1 *	4/2005	Rabe	.....	A61F 5/0111 602/27
2009/0192428	A1 *	7/2009	DeBoer	.....	A61F 5/0111 602/27
2014/0188026	A1 *	7/2014	Gaylord	.....	A61F 5/0111 602/27
2014/0316321	A1 *	10/2014	Mueller	.....	A61F 5/0111 602/27
2018/0042751	A1 *	2/2018	Derose	.....	A61F 5/0111

\* cited by examiner

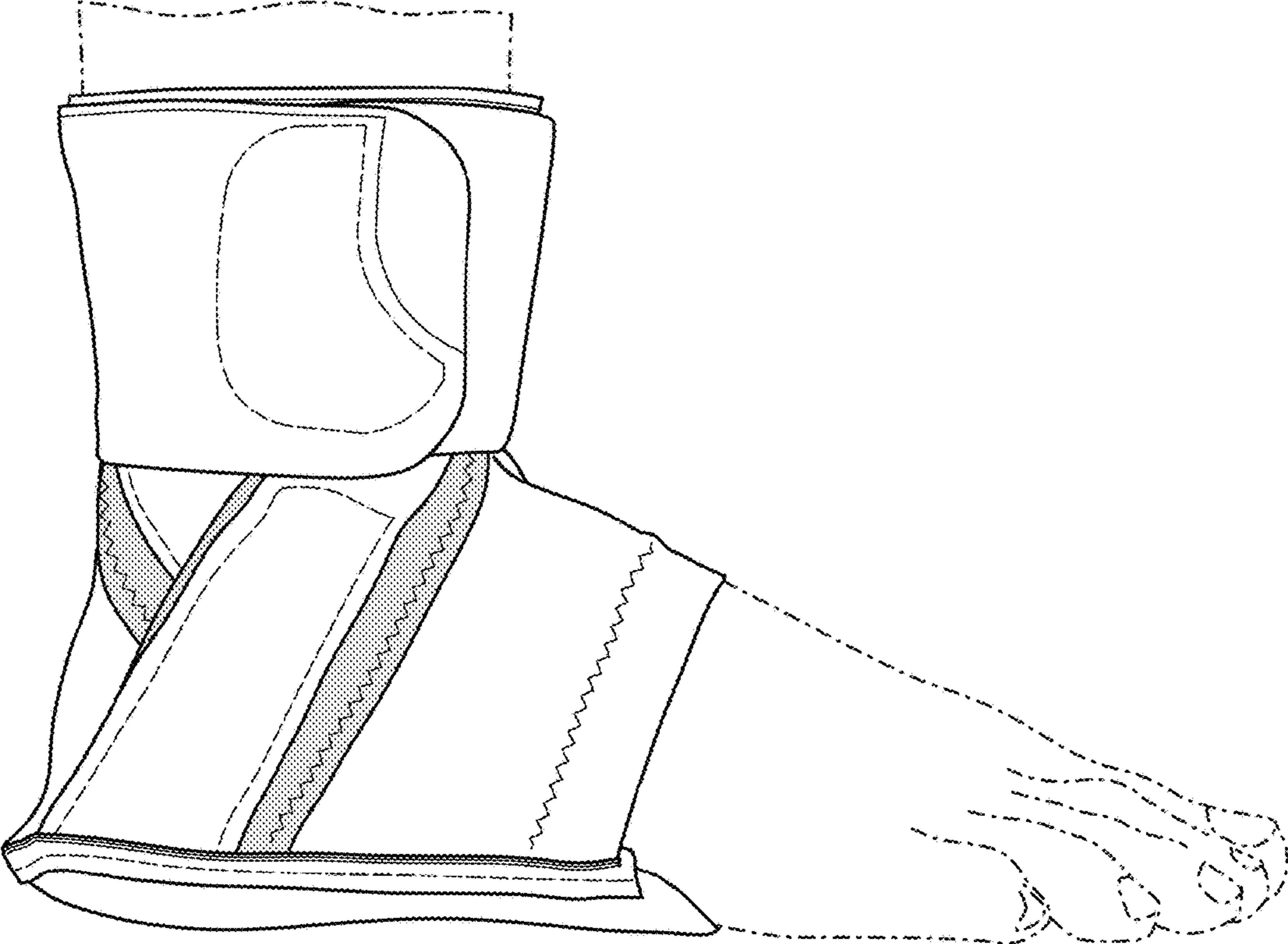

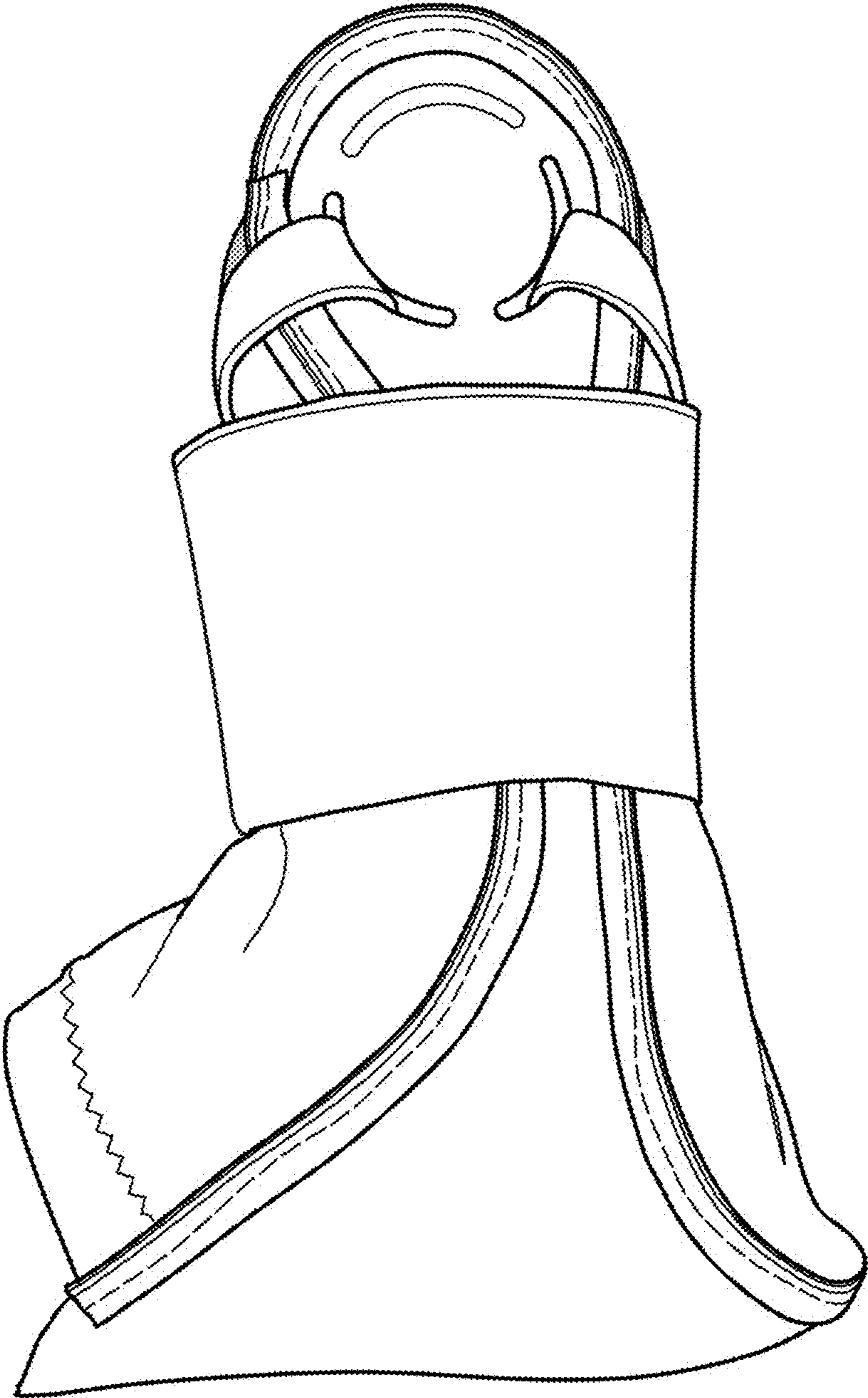


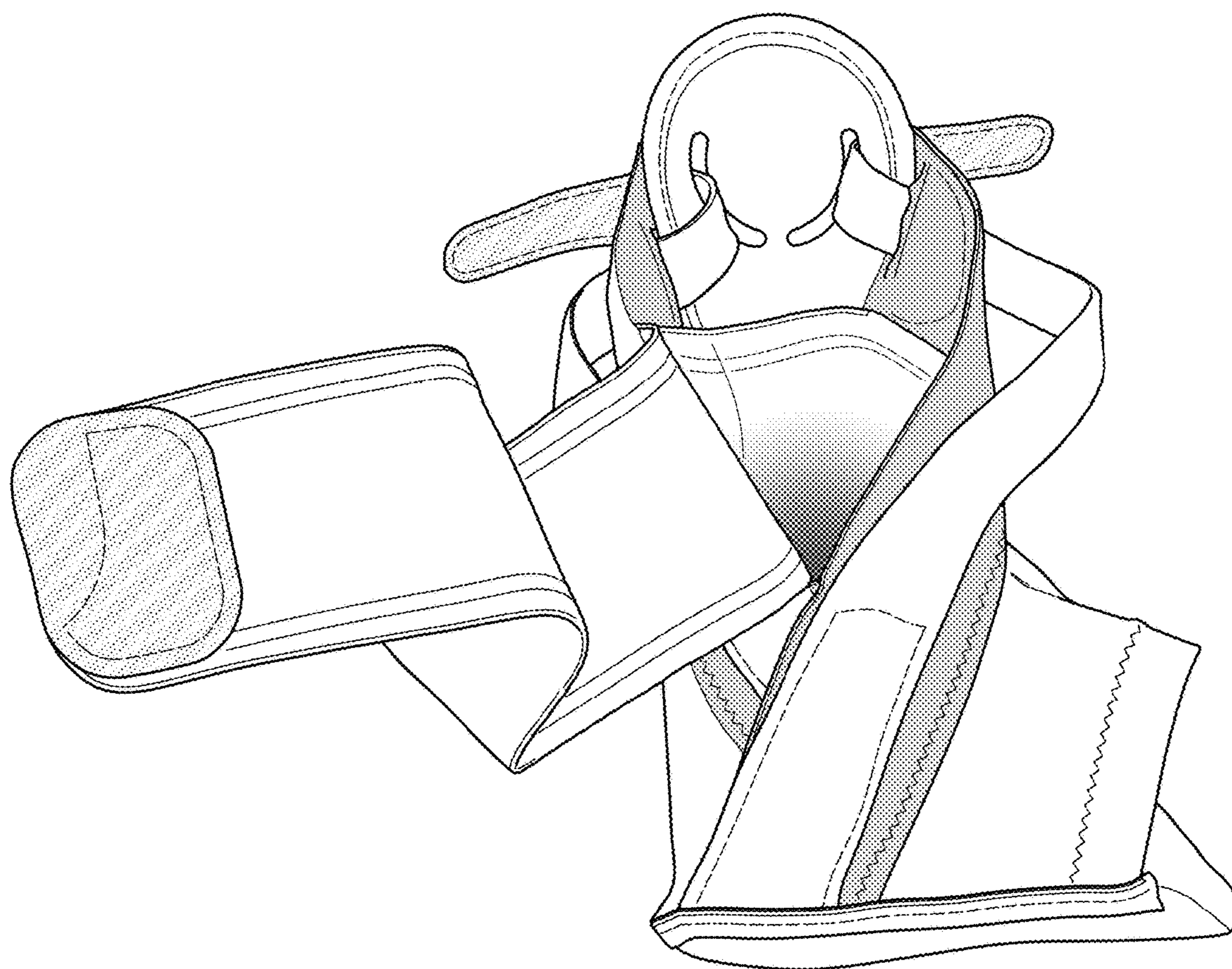
FIG. 1



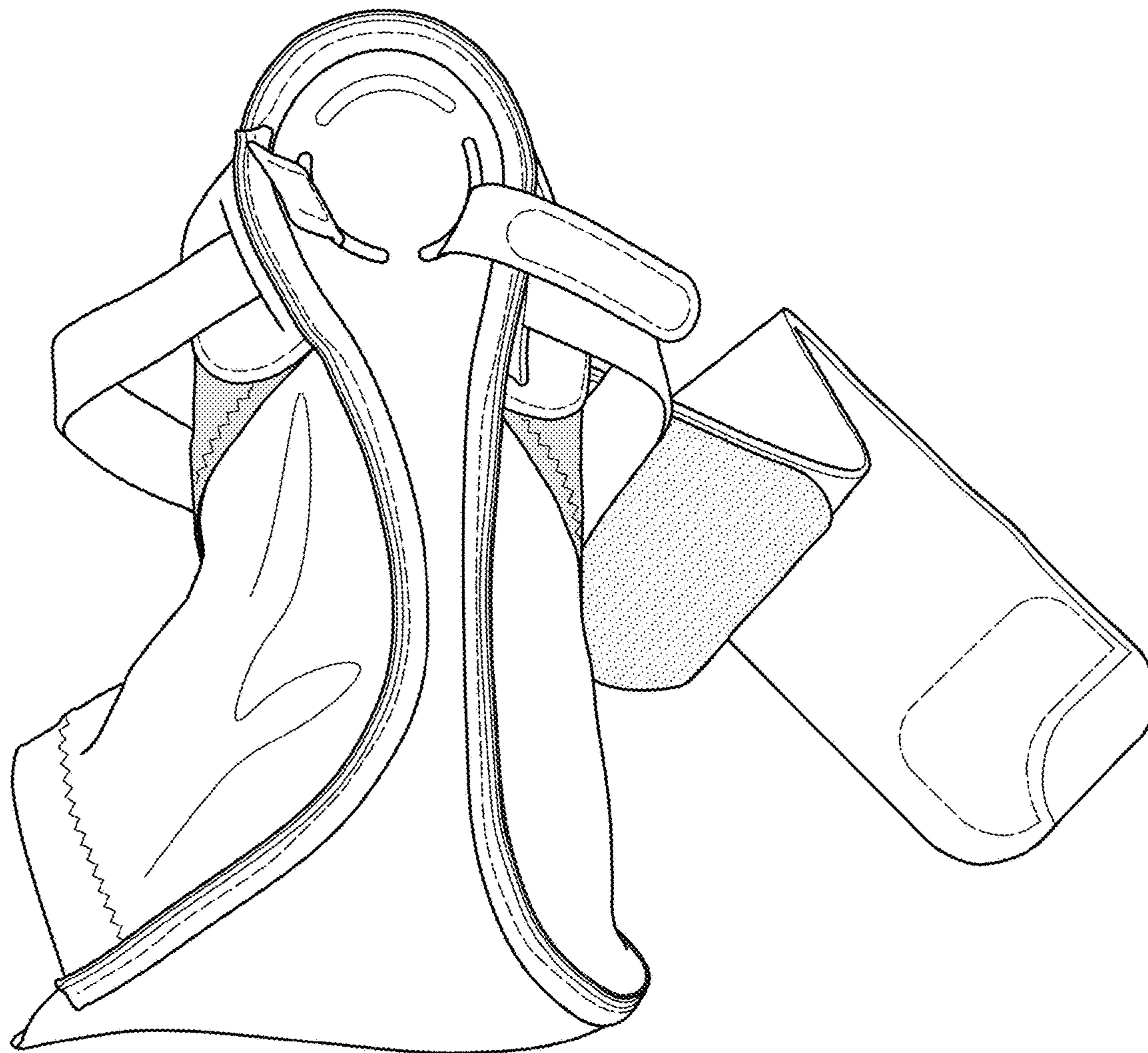
*FIG. 2*



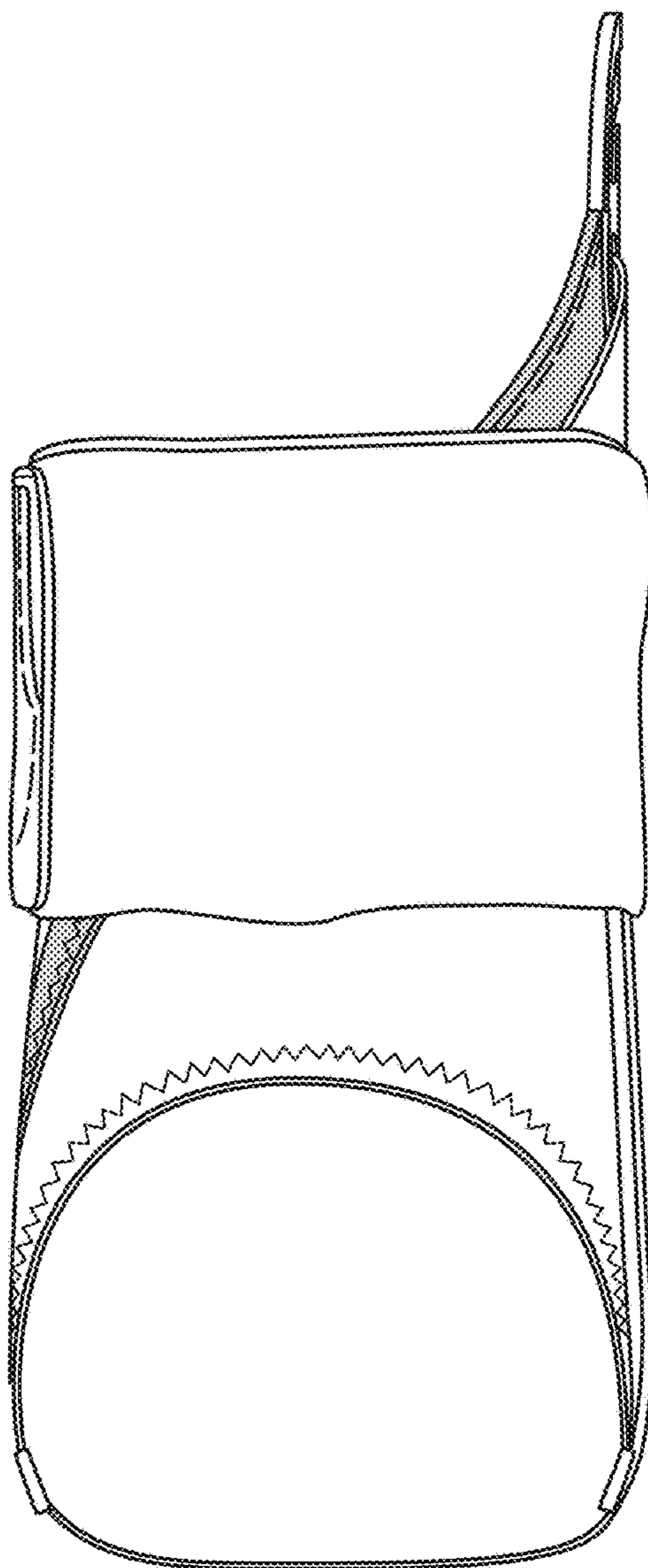
*FIG. 3*



*FIG. 4*

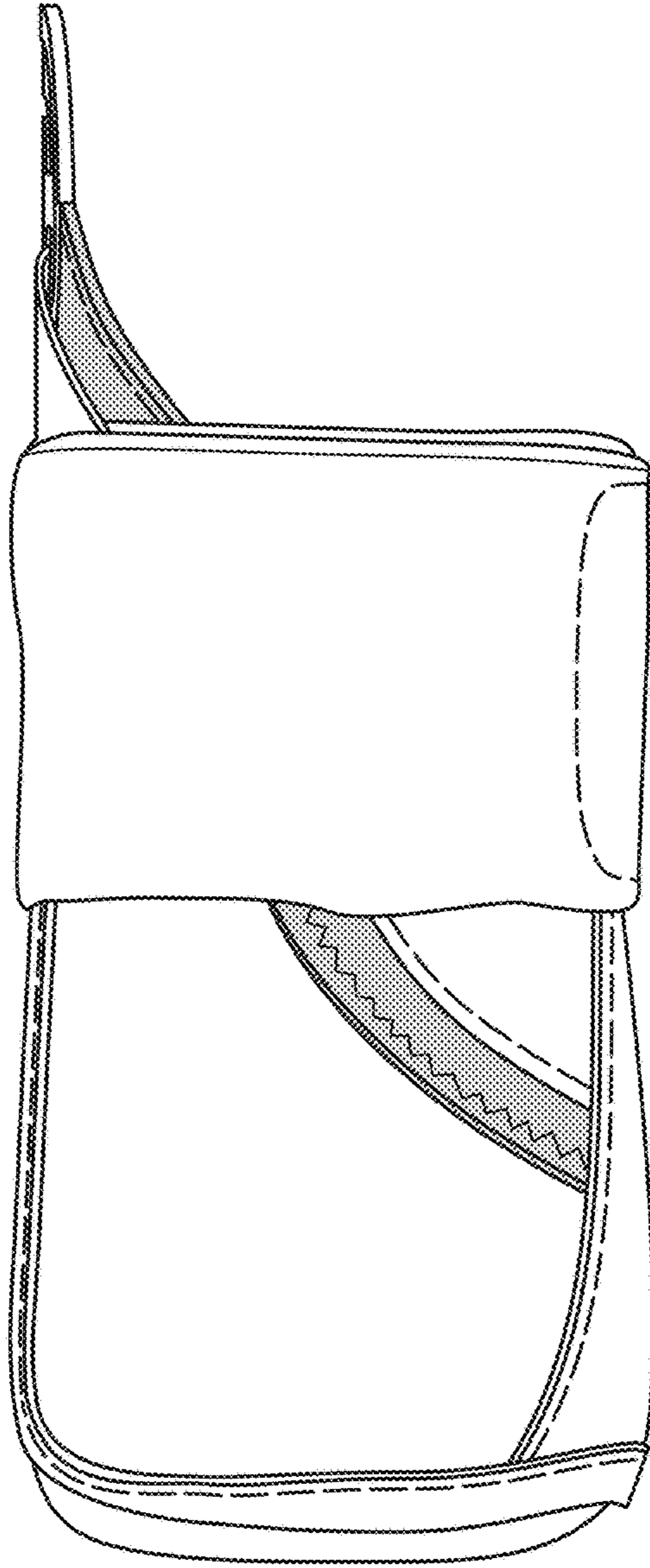


*FIG. 5*



*FIG. 6*





*FIG. 7*