



US00D844155S

(12) **United States Design Patent**
Kellock et al.

(10) **Patent No.:** **US D844,155 S**
(45) **Date of Patent:** **** Mar. 26, 2019**

(54) **HEAD SUPPORTING TRAVEL ACCESSORY**

(71) Applicant: **COOLSIDE LTD**, Glasgow (GB)

(72) Inventors: **David Kellock**, Glasgow (GB);
Michael Corrigan, Glasgow (GB)

(73) Assignee: **COOLSIDE LIMITED**, Glasgow (GB)

(**) Term: **15 Years**

(21) Appl. No.: **29/623,167**

(22) Filed: **Oct. 23, 2017**

(30) **Foreign Application Priority Data**

Jun. 6, 2017 (GB) 6013458

(51) **LOC (11) Cl.** **24-01**

(52) **U.S. Cl.**
USPC **D24/190**
CPC **A47C 7/38** (2013.01); **A47C 7/383**
(2013.01); **B60N 2/80** (2018.02)

(58) **Field of Classification Search**
USPC D6/601; D24/188-190; D2/501
CPC A61F 5/3707; A61F 5/055; B60N 2/4879;
B60N 2/4882; B60N 2/48; A47G 9/1009;
A47G 9/1054; A47G 9/1081; Y10S
128/23; A47C 7/383; A47C 16/00; A47C
7/38; A47C 7/029; A47C 31/126
See application file for complete search history.

(56) **References Cited**

U.S. PATENT DOCUMENTS

3,374,785 A	3/1968	Gaylord, Jr.	
D213,742 S	4/1969	Bond	
4,034,747 A	7/1977	Leroy	
4,782,824 A *	11/1988	Davies A61F 5/055 601/38
4,854,306 A	8/1989	Pujals, Jr.	
5,205,813 A	4/1993	Schmidt	
5,220,700 A	6/1993	Liu	
D355,490 S	2/1995	Maynard	

5,505,523 A	4/1996	Wang
6,289,538 B1	9/2001	Fidge
D452,569 S	12/2001	Bugarin
6,447,468 B1	9/2002	Hankins et al.
6,457,195 B1	10/2002	Holste
6,779,211 B1	8/2004	Williams
D541,096 S	4/2007	Georgescu
D609,815 S	2/2010	Patterson
D616,997 S	6/2010	Thorgildsdottir et al.
D653,062 S	1/2012	Sparshott et al.

(Continued)

FOREIGN PATENT DOCUMENTS

CN	106901535	6/2017
EP	2701560	11/2017

(Continued)

OTHER PUBLICATIONS

“Co-pending U.S. Appl. No. 29/623,164, filed Oct. 23, 2017”.

(Continued)

Primary Examiner — Jennifer L Watkins
(74) *Attorney, Agent, or Firm* — Colby Nipper PLLC

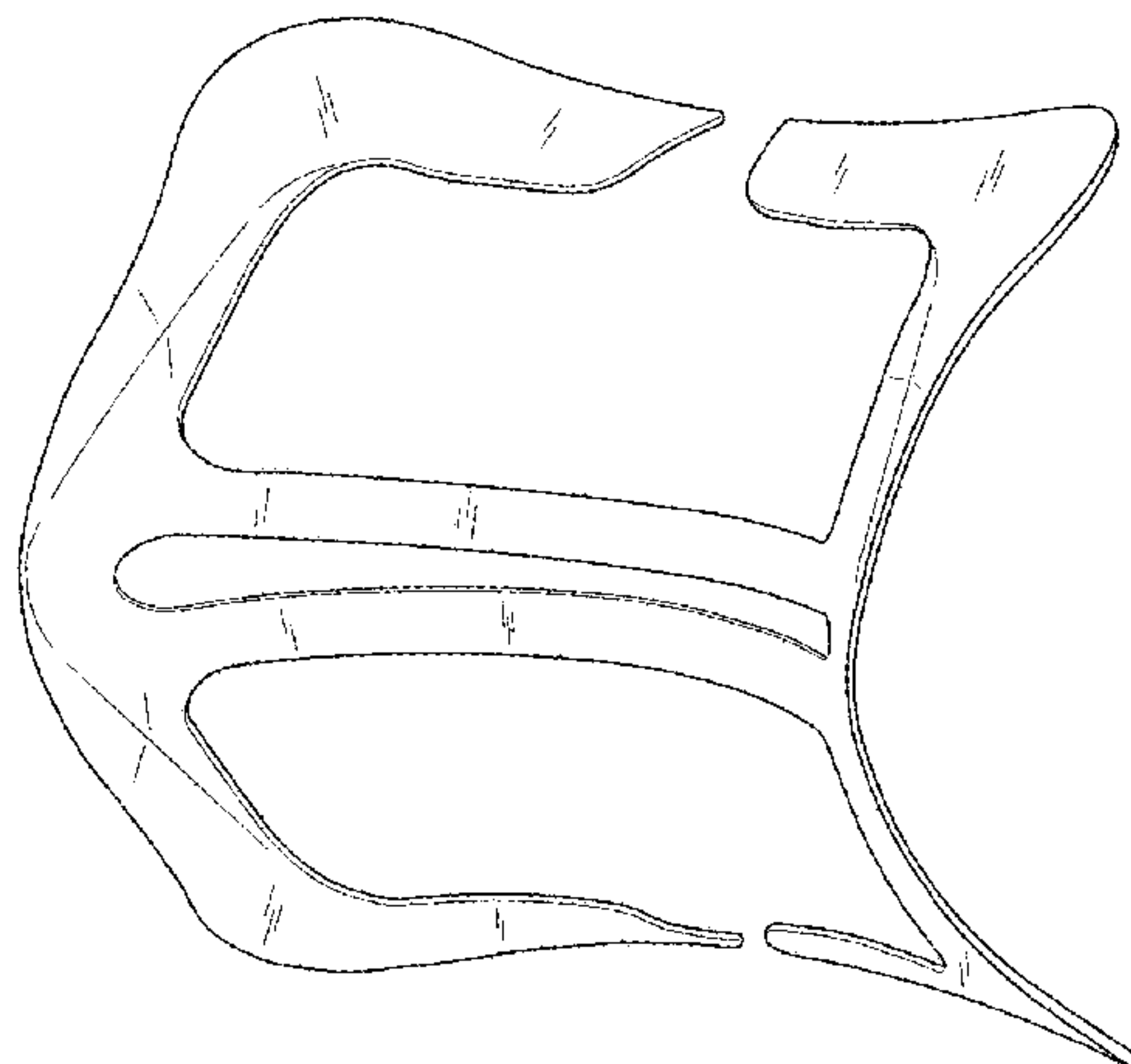
(57) **CLAIM**

We claim the ornamental design for a head supporting travel accessory, as shown and described.

DESCRIPTION

FIG. 1 is a top, left side perspective view of a head supporting travel accessory showing our design; FIG. 2 is a top elevation view thereof, the bottom elevation view being a mirror image thereof, and therefore is not shown; FIG. 3 is a top plan view thereof; FIG. 4 is a right side elevation view thereof, the left side elevation view being a mirror image thereof, and therefore is not shown; and, FIG. 5 is a bottom plan view thereof.

1 Claim, 3 Drawing Sheets



(56)

References Cited

OTHER PUBLICATIONS

U.S. PATENT DOCUMENTS

8,141,187	B2	3/2012	Schwingendorf et al.	
D662,597	S	6/2012	Chang	
8,418,293	B2	4/2013	Tansingco	
D690,015	S	9/2013	Evans	
D692,568	S	10/2013	Chiang	
D693,014	S	11/2013	Chiang et al.	
D695,996	S *	12/2013	Paul	D2/501
8,898,840	B1	12/2014	Majette	
D739,668	S	9/2015	Owens	
9,332,733	B1 *	5/2016	Braydon	A01K 27/001
D762,400	S	8/2016	Wong	
D765,442	S	9/2016	Yaakov	
D773,674	S	12/2016	Rurling et al.	
D775,862	S	1/2017	Chen	
D777,335	S	1/2017	Rurling et al.	
D778,086	S	2/2017	O'Meara et al.	
D790,881	S	7/2017	Wong	
D791,508	S *	7/2017	Chen	D6/601
D791,509	S *	7/2017	Jones	D6/601
D797,945	S	9/2017	Kim	
D812,234	S *	3/2018	Miller	D24/188
D815,747	S *	4/2018	Kellock	B60N 2/80 D24/190
D823,479	S *	7/2018	Mollohan	D24/215
10,039,686	B2 *	8/2018	Marshall	A61H 1/0218
D828,675	S *	9/2018	Kellock	D2/501
2011/0169316	A1	7/2011	Goei et al.	
2011/0225736	A1	9/2011	Schwingendorf et al.	
2014/0215688	A1	8/2014	Vahey	
2015/0082546	A1	3/2015	Sternlight et al.	
2015/0157130	A1	6/2015	Kellock et al.	
2015/0257555	A1 *	9/2015	Wong	A47C 7/383 5/636
2015/0274044	A1	10/2015	Kreppein	
2018/0103764	A1	4/2018	Kellock et al.	

FOREIGN PATENT DOCUMENTS

GB	2049436	12/1980
GB	4036165	7/2014
JP	09056737	3/1997
WO	2005039441	5/2005
WO	2011050119	4/2011
WO	2011089581	7/2011
WO	2013178979	12/2013

“Final Office Action”, U.S. Appl. No. 14/405,115, filed Jun. 23, 2017, 9 pages.

“Final Office Action”, U.S. Appl. No. 14/405,115, filed Aug. 8, 2018, 14 pages.

“Foreign Office Action”, EP Application No. 13736935.1, Jan. 16, 2015, 2 pages.

“Foreign Office Action”, JP Application No. 2015-514571; Machine Translated, Jan. 23, 2018, 3 pages.

“Foreign Office Action”, CN Application No. 201380029142.4 with English machine translation from Global Dossier system, Apr. 24, 2017, 29 pages.

“Foreign Office Action”, CN Application No. 201380029142.4 with English machine translation from Global Dossier system, Jun. 6, 2018, 21 pages.

“Foreign Office Action”, CN Application No. 201380029142.4 with English machine translation from Global Dossier system, Jun. 21, 2016, 10 pages.

“Foreign Office Action”, EP Application No. 13736935., Aug. 12, 2016, 4 pages.

“Foreign Office Action”, JP Application No. 2015-514571; Machine translated, Sep. 16, 2016, 3 pages.

“Foreign Office Action”, CN Application No. 201380029142.4 with English machine translation from Global Dossier system, Nov. 13, 2017, 23 pages.

“International Preliminary Report on Patentability”, PCT Application No. PCT/GB2013/000246, Dec. 2, 2014, 6 pages.

“International Search Report and Written Opinion”, PCT Application No. PCT/GB2013/000246, Sep. 16, 2013, 10 pages.

“Neck Support Pillow”, retrieved from https://www.simplygoodstuff.com/neck_support.html, Sep. 2, 2010, 3 pages.

“Non-Final Office Action”, U.S. Appl. No. 14/405,115, filed Jan. 10, 2017, 9 pages.

“Non-Final Office Action”, U.S. Appl. No. 15/843,890, filed Jan. 25, 2018, 10 pages.

“Non-Final Office Action”, U.S. Appl. No. 14/405,115, filed Mar. 27, 2018, 12 pages.

“Notice of Acceptance for Patent Application”, AU Application No. 2013269365, May 16, 2017, 3 pages.

“Patent Examination Report”, AU Application No. 2013269365, Sep. 16, 2016, 3 pages.

“Response to Foreign Office Action”, EP Application No. 13736935.1, Jul. 22, 2015, 12 pages.

“Response to Notice of Non-Final Office Action”, U.S. Appl. No. 15/843,890, Apr. 5, 2018, 10 pages.

“Tempur-Pedic™ Neck Support Pillow for Travel”, retrieved from <https://bedbathandbeyond.com/1/1/57615-tempur-pedic-neck-support-pillow-travel.html>, Jul. 27, 2012, 2 pages.

* cited by examiner

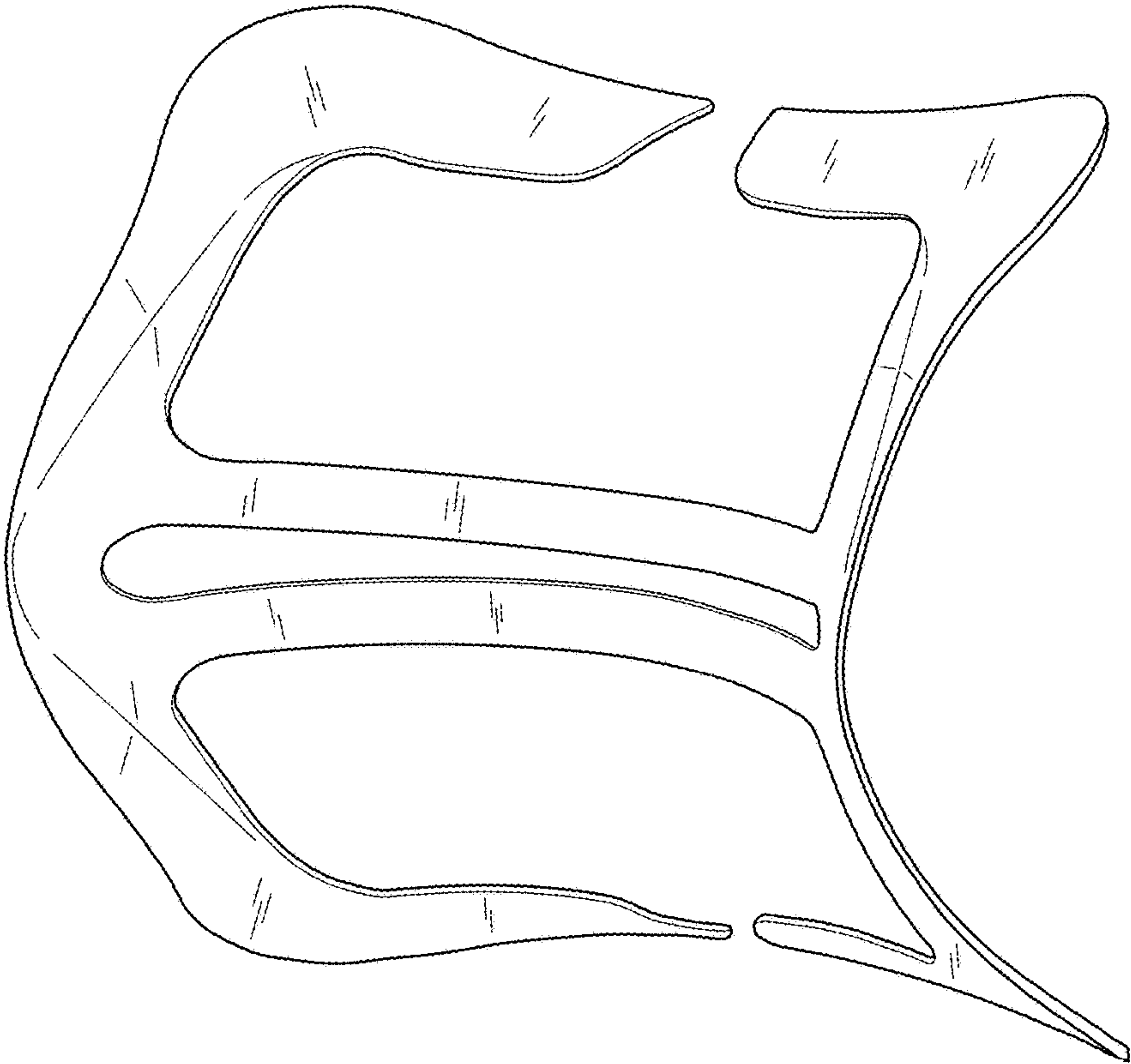


FIG. 1

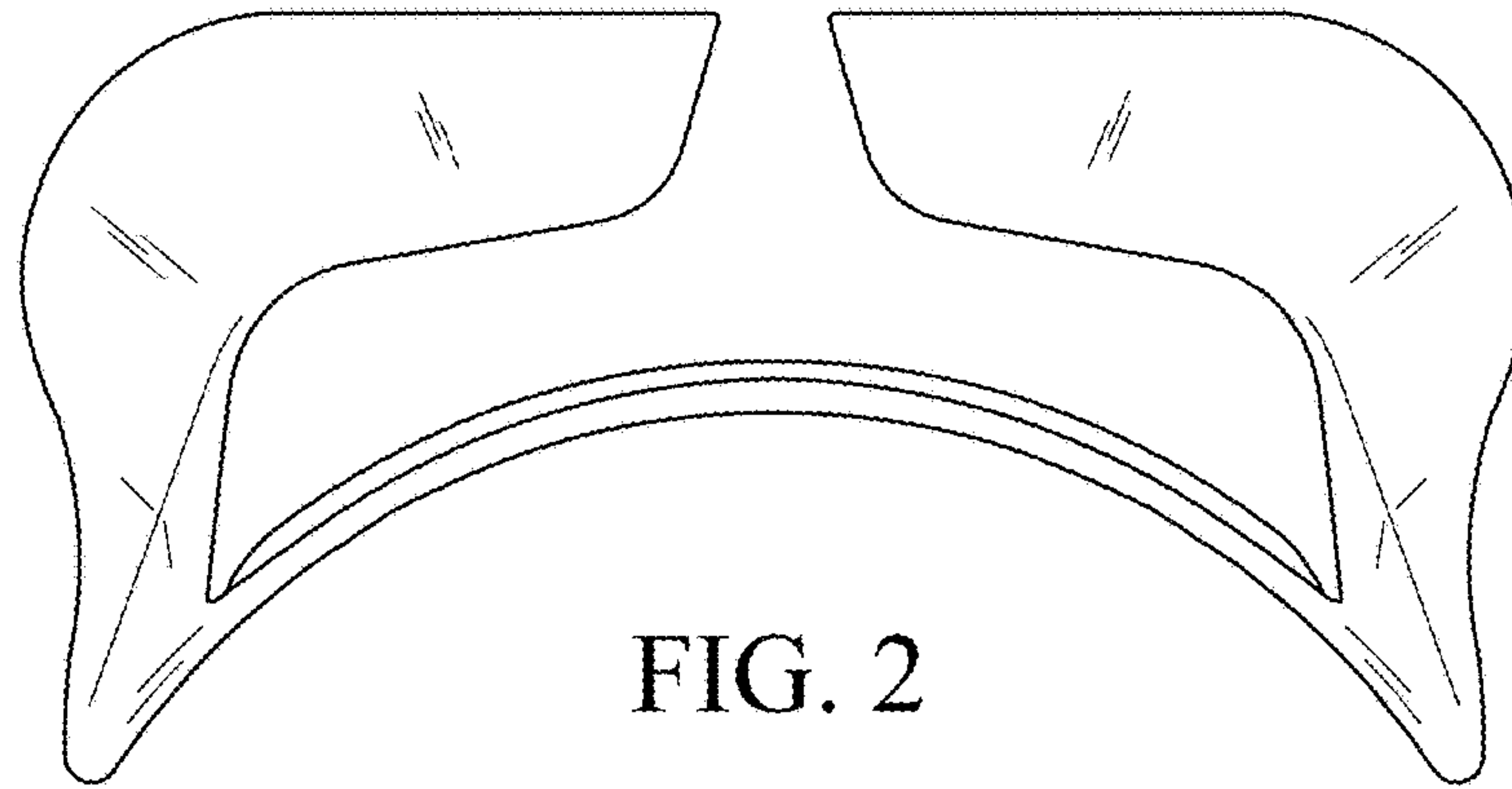


FIG. 2

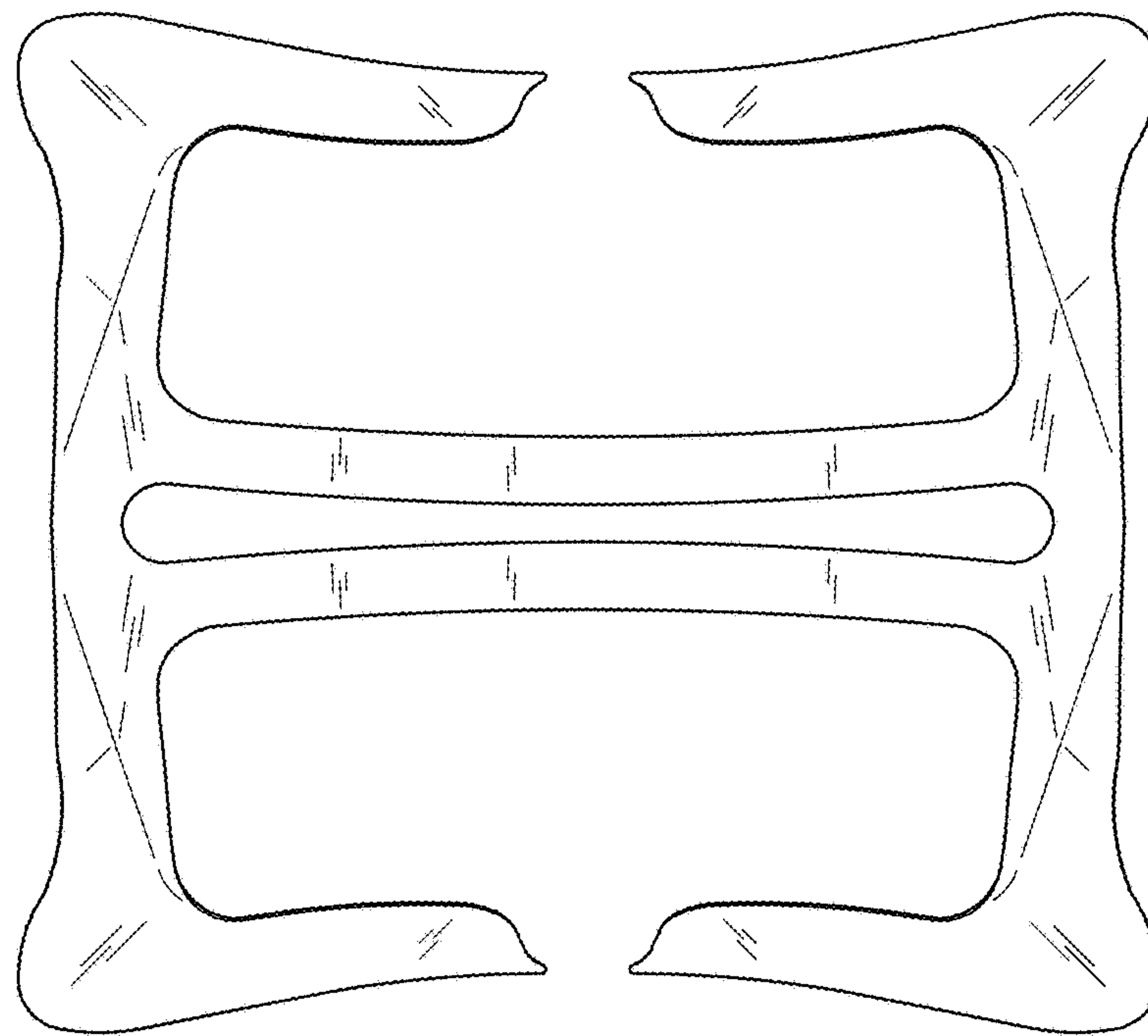


FIG. 3

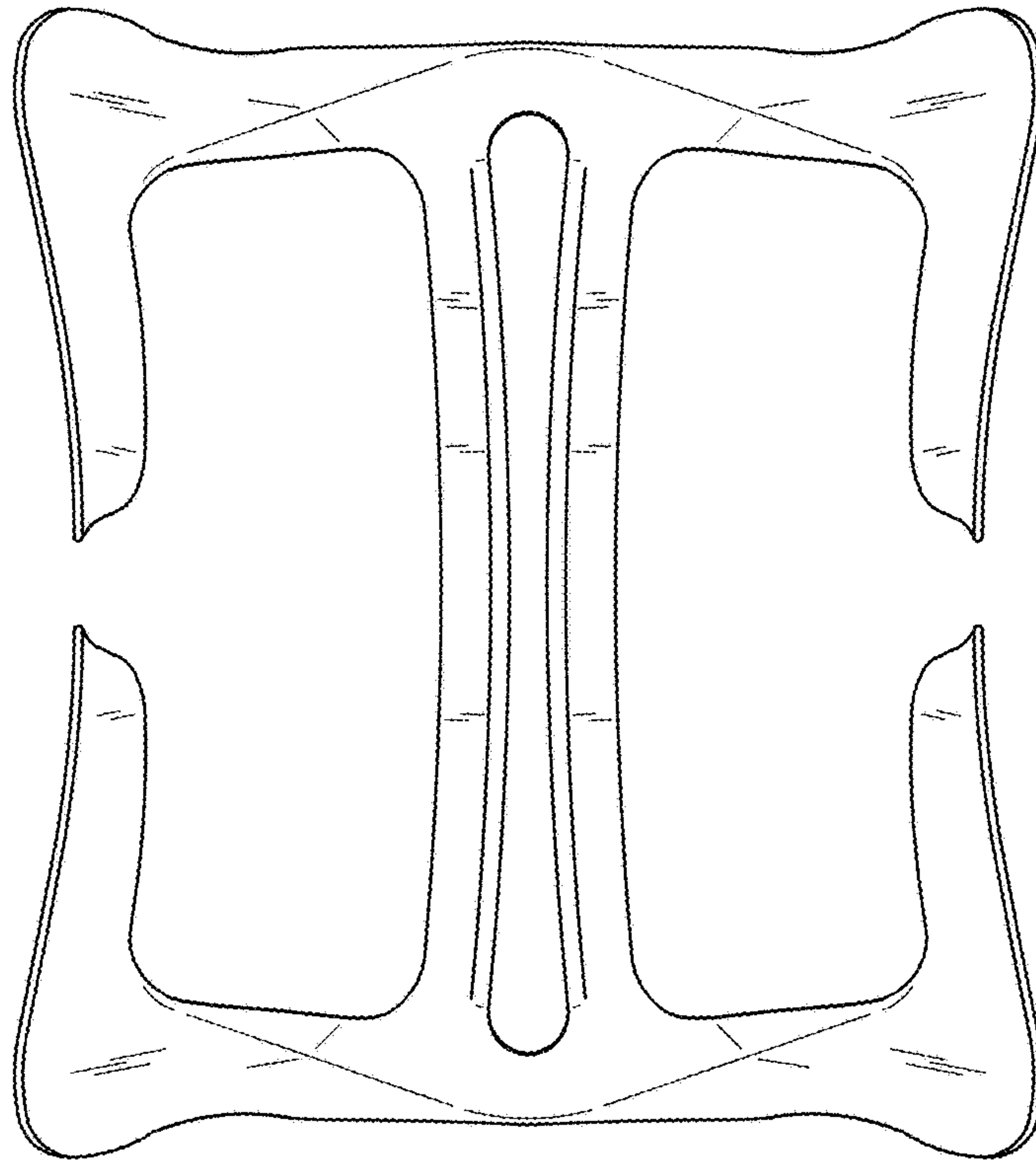


FIG. 5

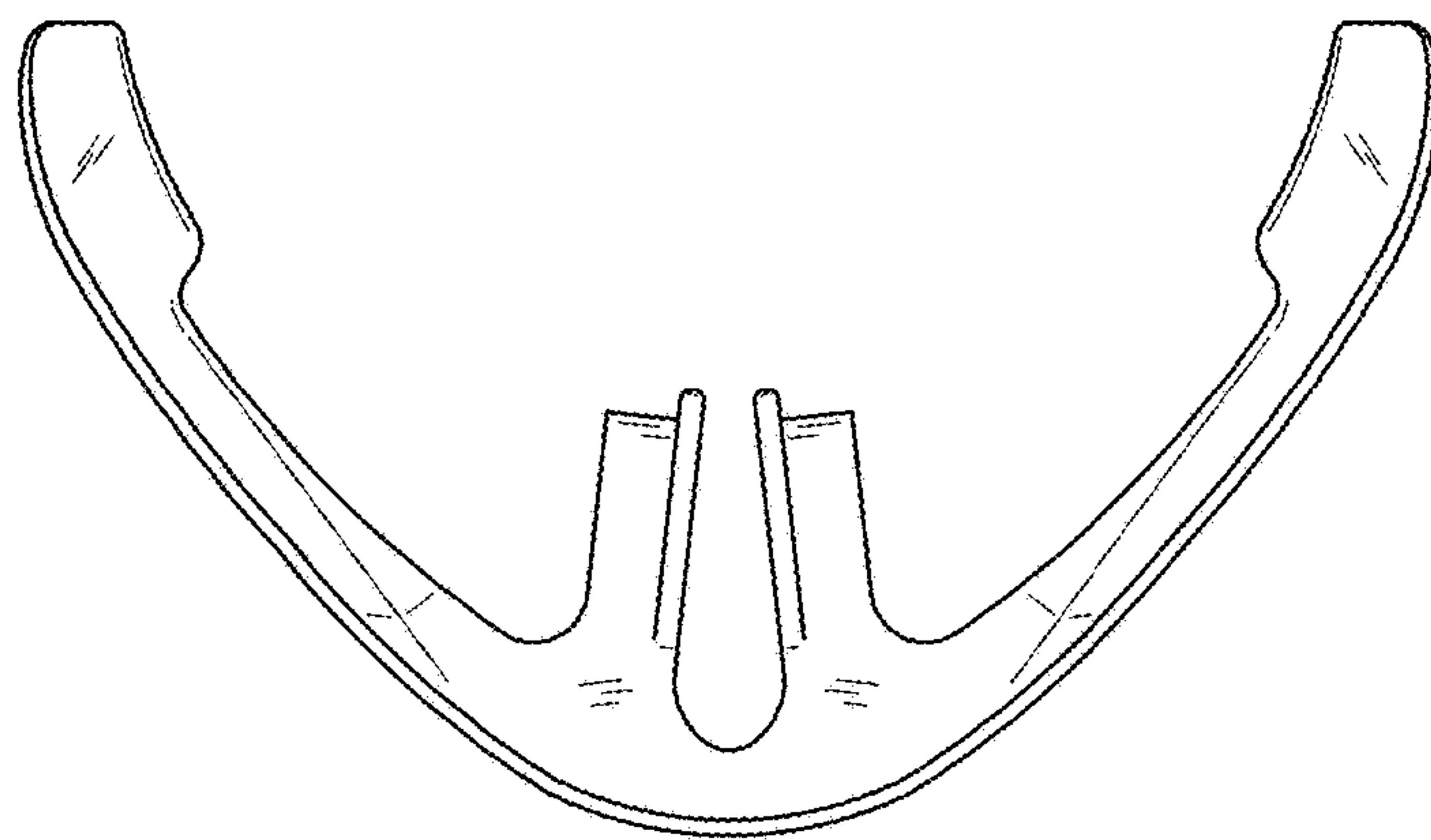


FIG. 4