

US00D844150S

(12) **United States Design Patent**
Duan-Arnold et al.

(10) **Patent No.:** **US D844,150 S**
(45) **Date of Patent:** **** Mar. 26, 2019**

(54) **BIOLOGICAL PRODUCT SUPPORT ELEMENT**

(71) Applicant: **OSIRIS THERAPEUTICS, INC.**,
Columbia, MD (US)

(72) Inventors: **Yi Duan-Arnold**, Ellicott City, MD
(US); **Alexandra Gyurdieva**, Elkridge,
MD (US)

(**) Term: **15 Years**

(21) Appl. No.: **29/587,466**

(22) Filed: **Dec. 13, 2016**

Related U.S. Application Data

(62) Division of application No. 29/520,402, filed on Mar. 13, 2015, now Pat. No. Des. 776,823.

(51) **LOC (11) Cl.** **24-04**

(52) **U.S. Cl.**
USPC **D24/189**

(58) **Field of Classification Search**
USPC D24/188-192; D5/1-3
CPC A61L 15/26; A61L 15/58; A61L 15/24;
A61L 15/60; A61L 15/46; A61L
2300/404; A61L 15/44; A61L 2300/104;
A61M 1/0088; A61M 27/00; A61M
1/0058; A61F 13/023; A61F 13/00068;
A61F 13/0203; A61F 2013/00536; A61F
13/00063; A61F 13/022; A61F
2013/0054; A61F 2013/00936; A61F
2013/00174; A61F 2013/0091
See application file for complete search history.

(56) **References Cited**

U.S. PATENT DOCUMENTS

4,341,207 A * 7/1982 Steer A61L 15/18
602/47
4,649,909 A * 3/1987 Thompson A61F 13/023
602/42

5,100,671 A * 3/1992 Maeda A61F 13/00063
424/443
5,244,457 A * 9/1993 Karami A61F 13/0226
602/43
5,465,735 A * 11/1995 Patel A61F 13/022
128/888
5,632,731 A * 5/1997 Patel A61F 13/022
602/47
D407,160 S * 3/1999 Dunshee D24/189
6,333,093 B1 * 12/2001 Burrell A01N 59/16
428/194
7,137,968 B1 * 11/2006 Burrell A61M 25/02
604/180
D545,125 S * 6/2007 Dodge D7/409
7,396,975 B2 * 7/2008 Sigurjonsson A61F 13/0203
128/888
D645,744 S * 9/2011 Liebowitz D9/435

(Continued)

Primary Examiner — Jennifer L Watkins

(74) *Attorney, Agent, or Firm* — Ballard Spahr LLP

(57) **CLAIM**

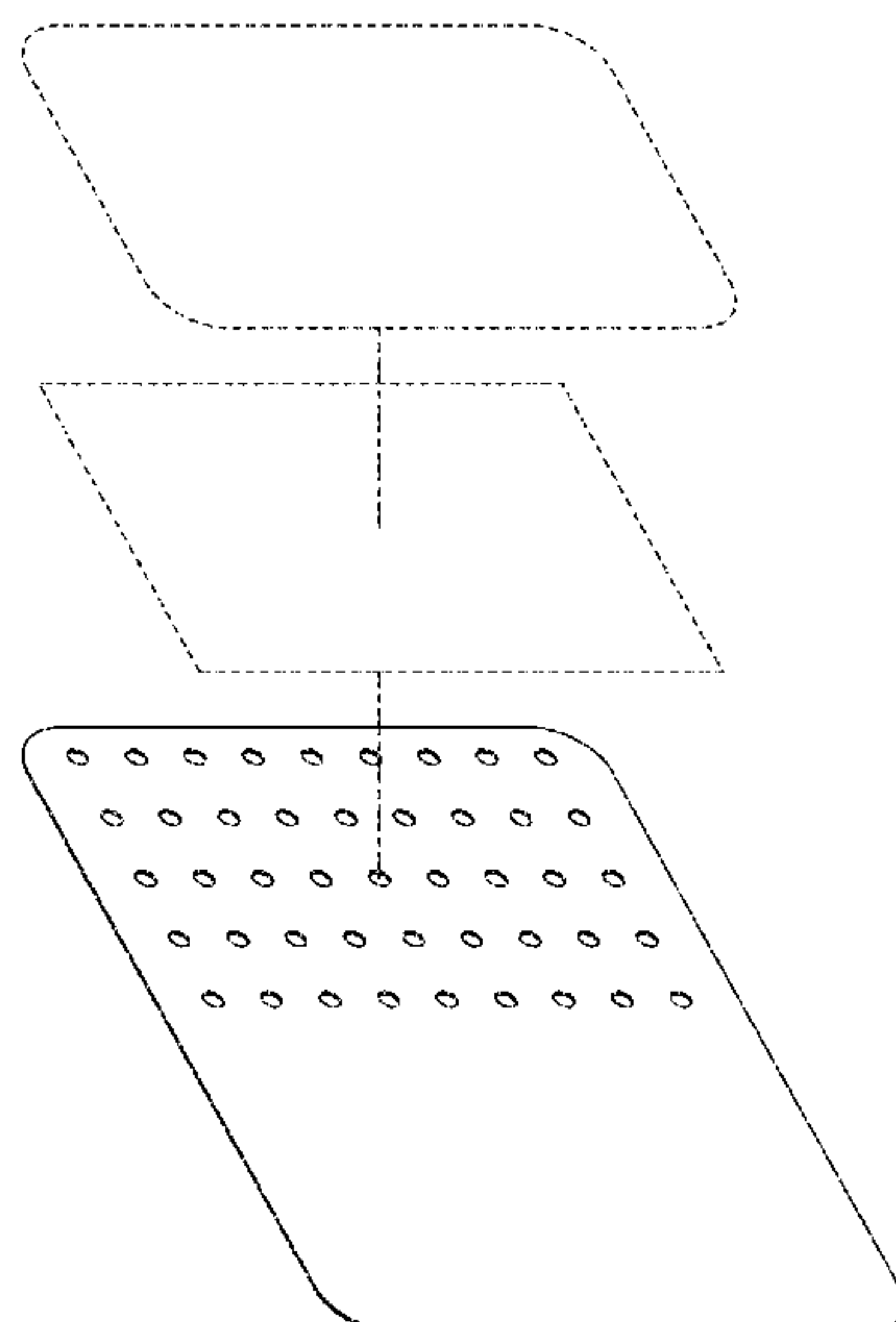
The ornamental design for a biological product support element, as shown and described.

DESCRIPTION

FIG. 1 is a perspective view of the biological product support element showing our new design; FIG. 2 is a top side elevational view thereof; FIG. 3 is a bottom side elevational view thereof; FIG. 4 is a right side elevational view thereof, the left side elevational view being a mirror image thereof; and, FIG. 5 is a front elevational view thereof, the back elevational view being a mirror image thereof.

The evenly dashed broken lines in FIG. 1 are for the purpose of illustrating environmental subject matter and form no part of the claim. The unevenly dashed broken lines showing a vertical axis are for the purpose of illustrating an arrangement and form no part of the claim.

1 Claim, 4 Drawing Sheets



(56)

References Cited

U.S. PATENT DOCUMENTS

8,118,791 B2 * 2/2012 Flick A61F 13/0063
604/304
8,317,762 B2 * 11/2012 Salim A61F 13/0203
604/304
D692,566 S * 10/2013 Adoni D24/189
8,791,315 B2 * 7/2014 Lattimore A61F 13/0021
602/43
D728,243 S * 5/2015 Paetzel D5/2
D740,951 S * 10/2015 Inou D24/188
D764,184 S * 8/2016 Paetzel D5/2
D823,008 S * 7/2018 McClain D5/1
2008/0039763 A1 * 2/2008 Sigurjonsson A61F 13/0203
602/56
2008/0051688 A1 * 2/2008 Lowe A61F 13/023
602/58

* cited by examiner

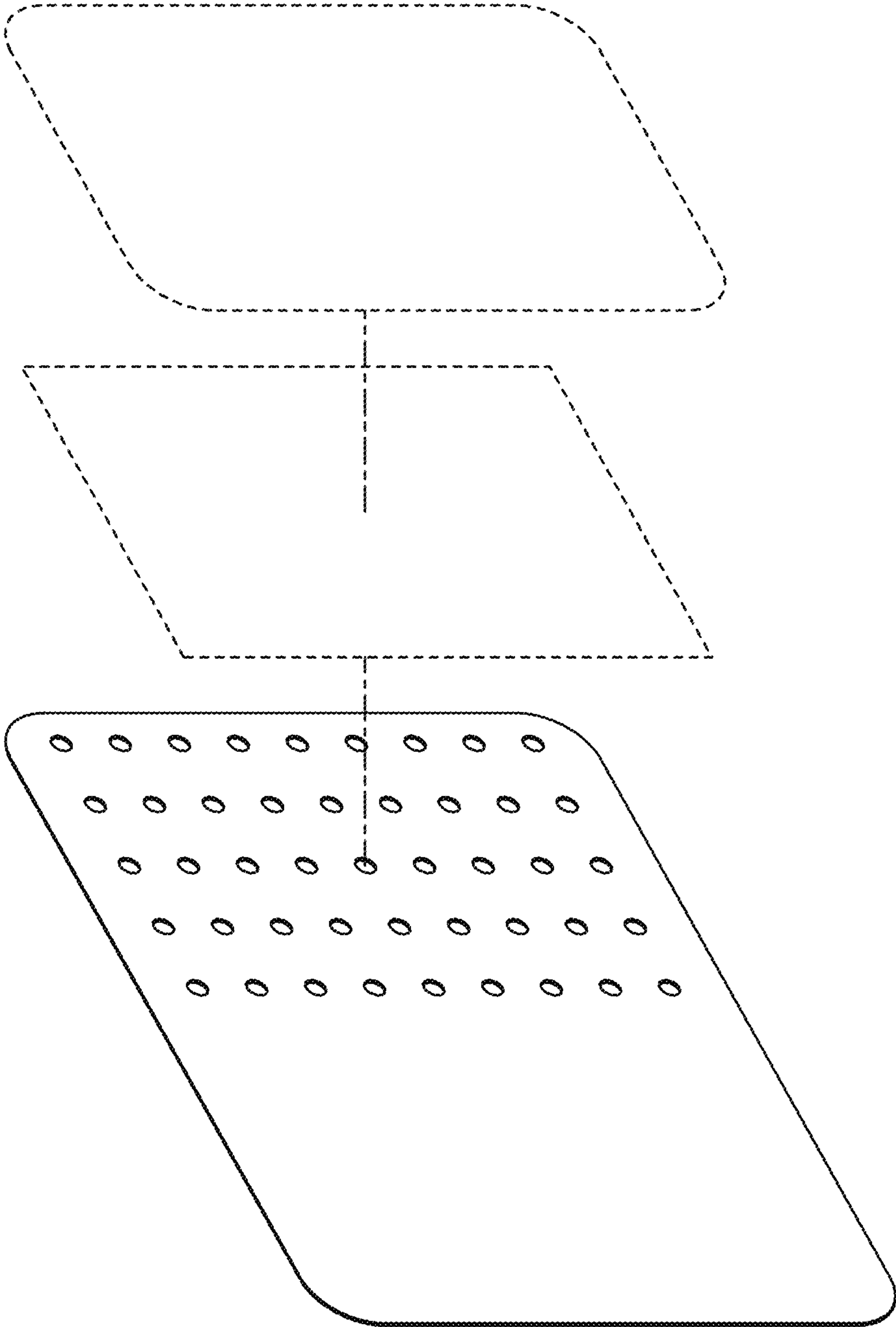


FIG. 1




FIG. 2




FIG. 3



FIG. 4



FIG. 5