



US00D844149S

(12) **United States Design Patent**
Pochman et al.

(10) **Patent No.:** **US D844,149 S**
(45) **Date of Patent:** **** Mar. 26, 2019**

- (54) **ELASTIC TAPE**
- (71) Applicant: **HYGENIC INTANGIBLE PROPERTY HOLDING CO.**, Akron, OH (US)
- (72) Inventors: **Ethan Pochman**, Hudson, OH (US);
Mitchell Barton, Richfield, OH (US)
- (73) Assignee: **Hygenic Intangible Property Holding Co.**, Akron, OH (US)
- (**) Term: **15 Years**
- (21) Appl. No.: **29/583,656**
- (22) Filed: **Nov. 8, 2016**

Related U.S. Application Data

- (62) Division of application No. 29/517,474, filed on Feb. 12, 2015, now Pat. No. Des. 771,826.
- (51) **LOC (11) Cl.** **24-04**
- (52) **U.S. Cl.**
USPC **D24/189**
- (58) **Field of Classification Search**
USPC D24/188-192; D5/1-3; D19/67, 69
CPC E01C 5/00; E01C 2201/02; E01C 2201/06;
B44F 9/04; A61F 2013/0028; A61F 5/0111; A61F 2013/00246; A61F 5/40;
A61F 13/0273; A61F 2013/00119; A61F 13/025; A61F 13/0269; A61F 2013/00855; A61F 13/00059; B44C 5/06
See application file for complete search history.

(56) **References Cited**

U.S. PATENT DOCUMENTS

- 3,039,893 A * 6/1962 Banigan, Jr. A61L 15/58
428/138
- 3,134,185 A * 5/1964 Coats G09B 29/005
40/124.4

- 3,400,036 A 9/1968 Hemrick et al.
- 4,135,840 A * 1/1979 Puccini E01C 19/43
404/124
- D257,824 S * 1/1981 Puccini D8/45
- D257,825 S * 1/1981 Puccini D8/45
- 4,354,773 A 10/1982 Noack
- D304,238 S 10/1989 Palau
- D319,669 S 9/1991 Kronberg
- D397,802 S 9/1998 Terry
- D404,147 S 1/1999 Woolford
- 5,861,348 A 1/1999 Kase
- 5,884,445 A * 3/1999 Woolford B44F 11/04
404/41
- D439,677 S * 3/2001 Mattox D25/113
- 6,820,383 B2 11/2004 Vos

(Continued)

OTHER PUBLICATIONS

International Design Registration No. OHIM 001067300-003, published Jan. 20, 2009.

(Continued)

Primary Examiner — Jennifer L Watkins

(74) *Attorney, Agent, or Firm* — Baker & Hostetler LLP

(57) **CLAIM**

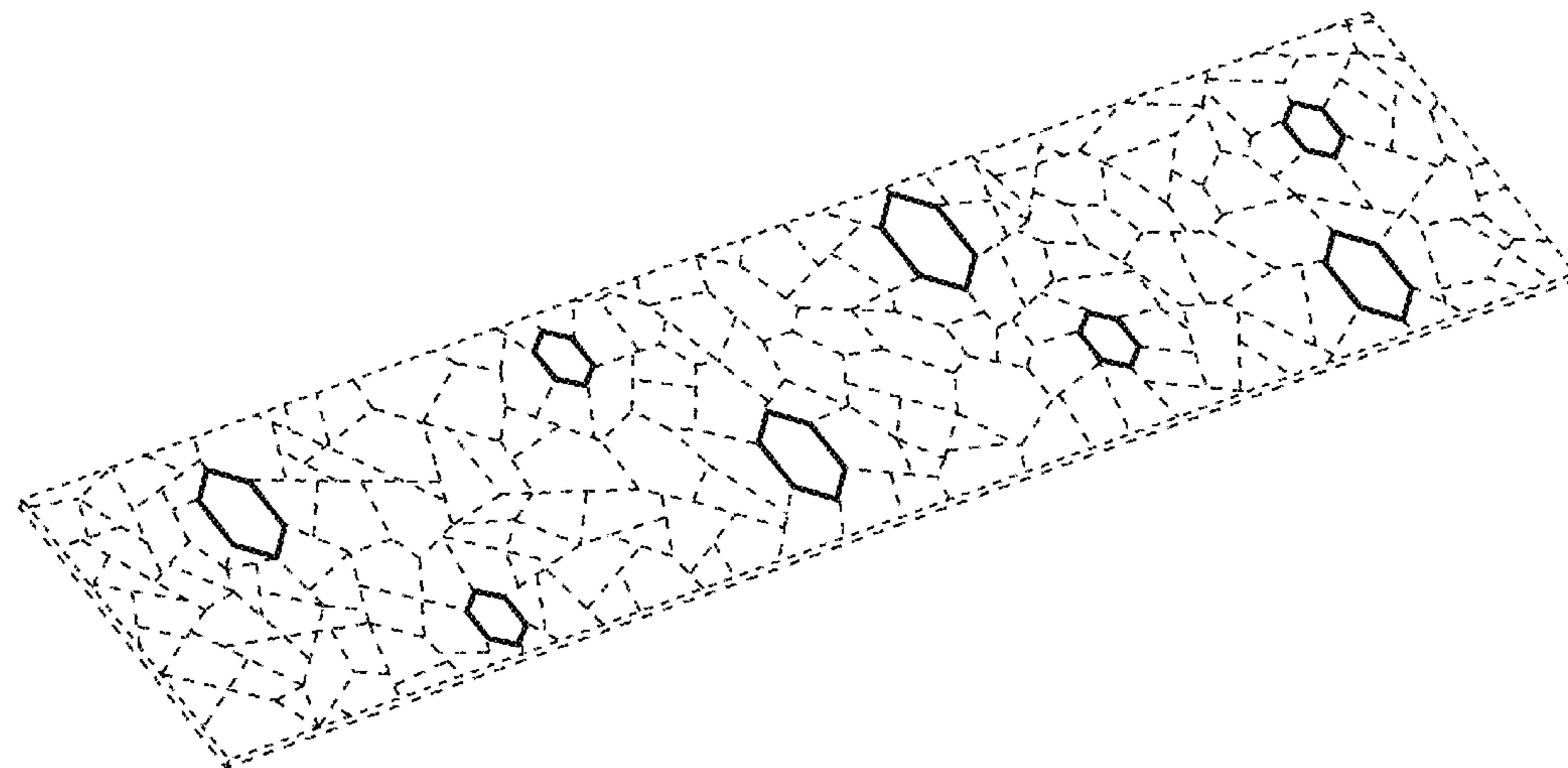
The ornamental design for elastic tape, as shown and described.

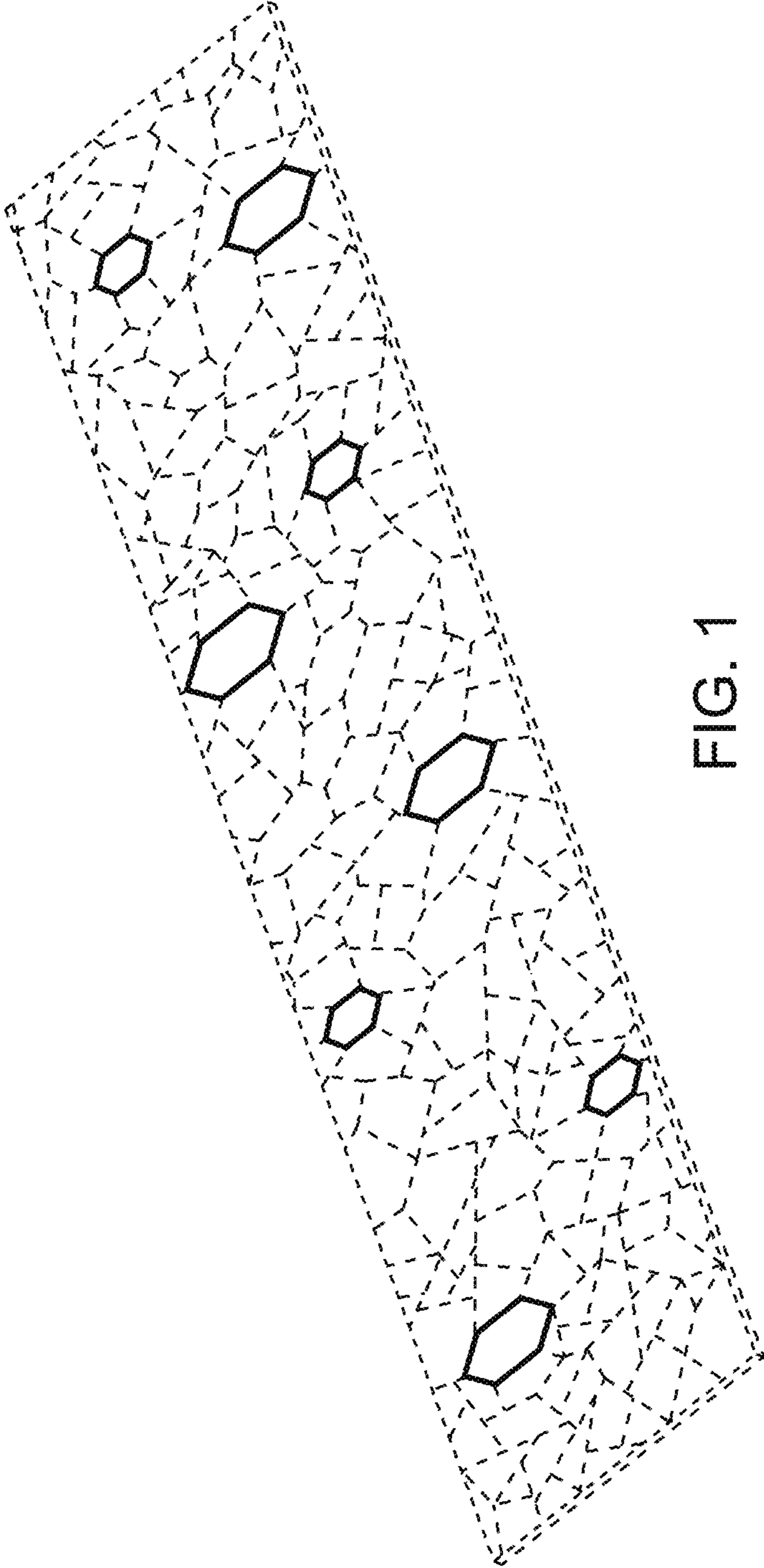
DESCRIPTION

FIG. 1 is a top perspective view of elastic tape showing our new design;
 FIG. 2 is a top view of the design shown in FIG. 1;
 FIG. 3 is a bottom view of the design shown in FIG. 1;
 FIG. 4 is a left or right view of the design shown in FIG. 1; and,
 FIG. 5 is a front or back view of the design shown in FIG. 1.

The broken lines illustrate portions of the elastic tape that form no part of the claimed design.

1 Claim, 3 Drawing Sheets





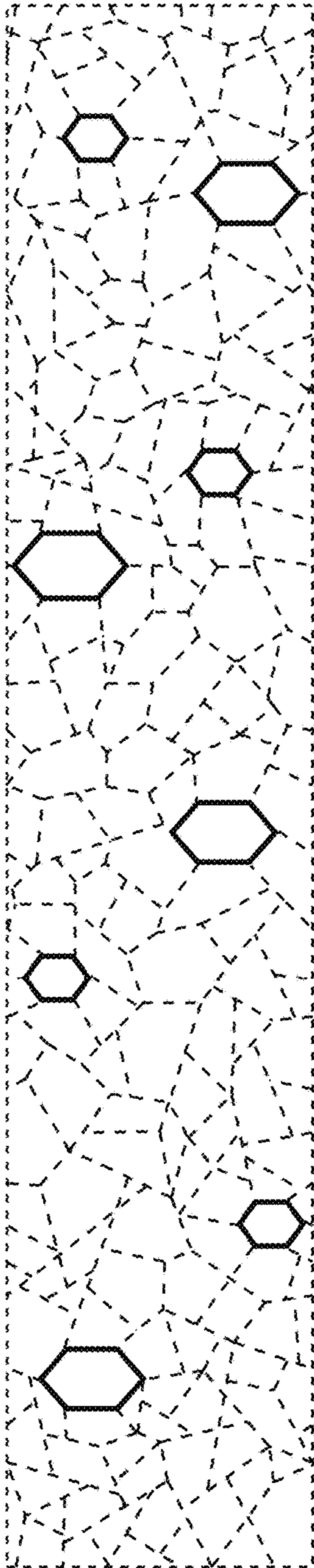


FIG. 2

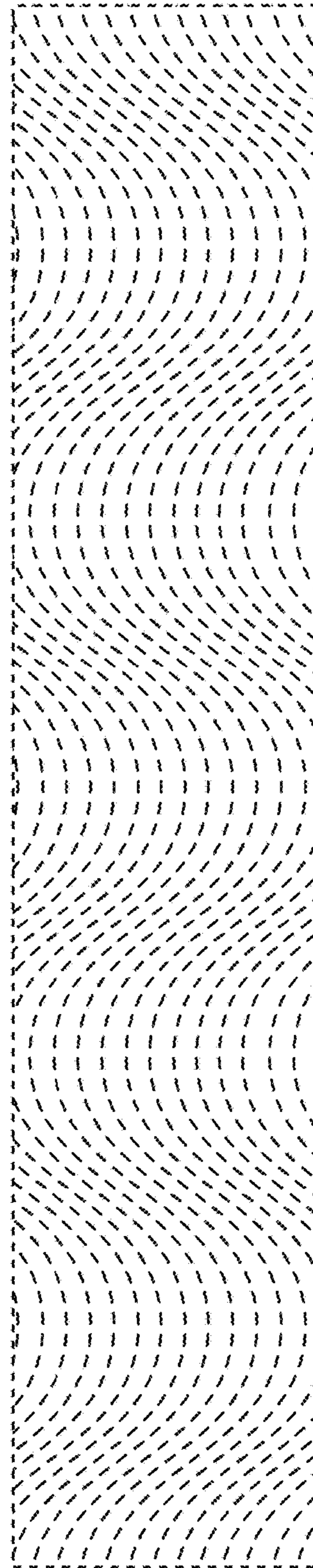


FIG. 3

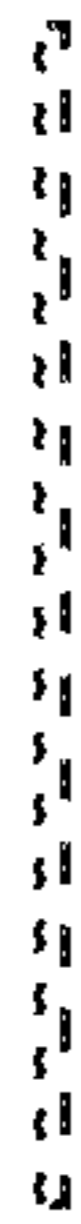


FIG. 4

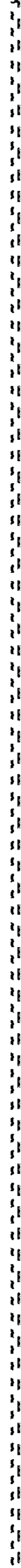


FIG. 5