



US00D844140S

(12) **United States Design Patent**  
**Adams**

(10) **Patent No.:** **US D844,140 S**  
(45) **Date of Patent:** **\*\* Mar. 26, 2019**

- (54) **SINGLE-SHIELD, BI-DIRECTIONAL-BARB, DOUBLE-STRAND-TWIST SUTURE**
- (71) Applicant: **Jason P. Adams**, Farmington, NM (US)
- (72) Inventor: **Jason P. Adams**, Farmington, NM (US)
- (\*\*) Term: **15 Years**
- (21) Appl. No.: **29/623,774**
- (22) Filed: **Oct. 26, 2017**

**Related U.S. Application Data**

- (63) Continuation-in-part of application No. 15/096,496, filed on Apr. 12, 2016.
- (51) **LOC (11) Cl.** ..... **24-02**
- (52) **U.S. Cl.**  
USPC ..... **D24/145**
- (58) **Field of Classification Search**  
USPC ..... D24/145  
CPC ..... A61B 17/06166; A61B 17/0469; A61B 2017/06176; A61B 2017/06171; A61B 2017/06185; A61B 2017/06057; A61B 2017/06028; A61B 2017/0472  
See application file for complete search history.

(56) **References Cited**

**U.S. PATENT DOCUMENTS**

- 3,123,077 A \* 3/1964 Alcamo ..... A61B 17/06166  
24/30.5 R
- 3,720,055 A 3/1973 De Mestral et al.
- 8,062,363 B2 11/2011 Hirpara et al.
- 8,353,931 B2 1/2013 Stopek et al.

(Continued)

**FOREIGN PATENT DOCUMENTS**

- CA 2777345 A1 11/2012
- EP 2338421 B1 11/2012

(Continued)

**OTHER PUBLICATIONS**

John R. Fowler, MD, Tiffany A. Perkins, BS, Bettina A. Buttarro, PhD, and Allan L. Truant, PhD, Clin Ortho Relat Res. Bacteria Adhere Less to Barbed Monofilament Than Braided Sutures in a Contaminated Wound Model, Feb. 2013; 471(2): 665-671.

(Continued)

*Primary Examiner* — Wan Laymon

(74) *Attorney, Agent, or Firm* — Pate Baird, PLLC

(57) **CLAIM**

The ornamental design for a single-shield, bi-directional-barb, double-strand-twist suture, as shown and described.

**DESCRIPTION**

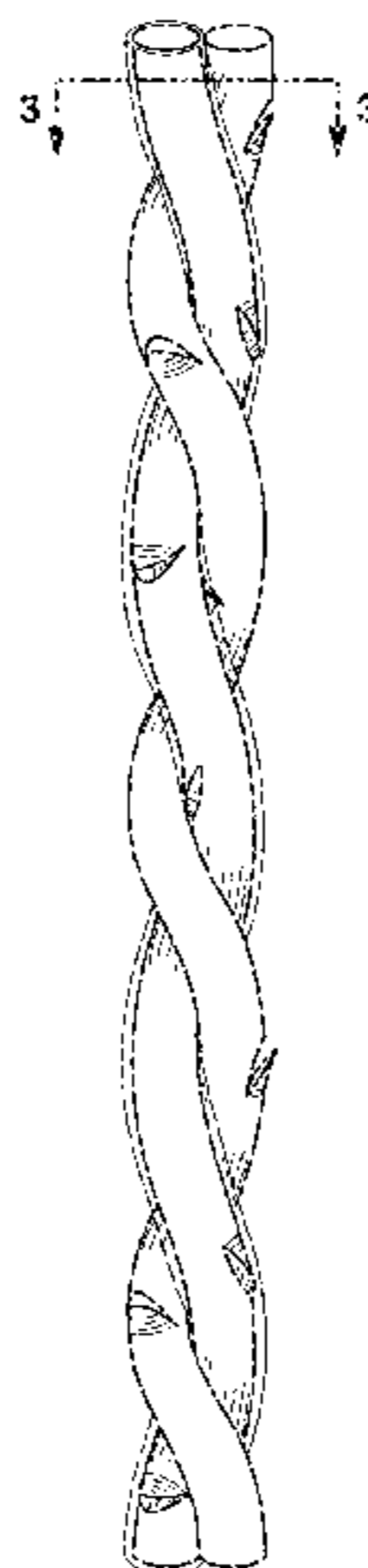
FIG. 1 is a side elevation view of a single-shield, bi-directional-barb, double-strand-twist suture in accordance with the invention showing an expanded side elevation view of a representative, repeating segment thereof, wherein all sides (front, rear, left side, right side) are identical, just shifted in phase (both axially and circumferentially) as they progress with respect to a central axis with respect to one another;

FIG. 2 is a perspective view thereof, with one strand in a coated condition and one strand in a non-coated condition; FIG. 3 is a cross-sectional view thereof (taken at the section 3-3 as shown), in the coated condition, an upward-looking view being a mirror image thereof; and,

FIG. 4 is the same cross-sectional view thereof, in an uncoated condition (before coating and after coating dissolving), an upward-looking view being a mirror image thereof.

The broken lines showing selected features are for the purpose of illustrating environment and context of the article and form no part of the claimed design.

**1 Claim, 1 Drawing Sheet**



(56)

References Cited

U.S. PATENT DOCUMENTS

D690,810 S \* 10/2013 Nawrocki ..... D24/145  
 8,562,644 B2 10/2013 Yuan et al.  
 8,640,331 B2 \* 2/2014 Marczyk ..... A61B 17/06166  
 29/771  
 8,747,436 B2 \* 6/2014 Nawrocki ..... A61B 17/06166  
 606/228  
 8,932,329 B2 \* 1/2015 Hadba ..... A61B 17/06166  
 606/228  
 10,028,738 B2 \* 7/2018 Marczyk ..... A61B 17/06166  
 10,058,326 B2 \* 8/2018 Kirsch ..... A61B 17/06166  
 2007/0005110 A1 \* 1/2007 Collier ..... A61B 17/06166  
 606/228  
 2013/0066369 A1 3/2013 Collier et al.  
 2013/0165971 A1 6/2013 Leung et al.  
 2016/0045636 A1 \* 2/2016 Rizk ..... A61B 17/06166  
 606/230

FOREIGN PATENT DOCUMENTS

EP 2447040 A3 12/2013  
 JP 61171998 2/1986

OTHER PUBLICATIONS

James A. Greenberg, MD, US National Library of Medicine National Institute of Health, The Use of Barbed Sutures in Obstetrics and Gynecology, v.3(3); Summer 2010.  
 Dr. R.K. Mishra, Barbed Suture in Laparoscopic Surgery, Feb. 9, 2016.  
 Angiotech Puerto Rico, Inc., Quill™ Knotless Tissue-Closure Device Product Catalog, 2007-2013.  
 Angiotech Pharmaceuticals, Inc. Quill™ SRS Product Catalog, 2009.  
 Covidien, V-Loc™ Wound Closure Devices Product Overview, 2011.  
 Covidien, V-Loc™ Wound Closure Device (the secure advantage), 2013.  
 DePuy Mitek, a Johnson & Johnson Company, MicroFix Absorbable QuickAnchor® Plus, Massachusetts, 2005.

\* cited by examiner

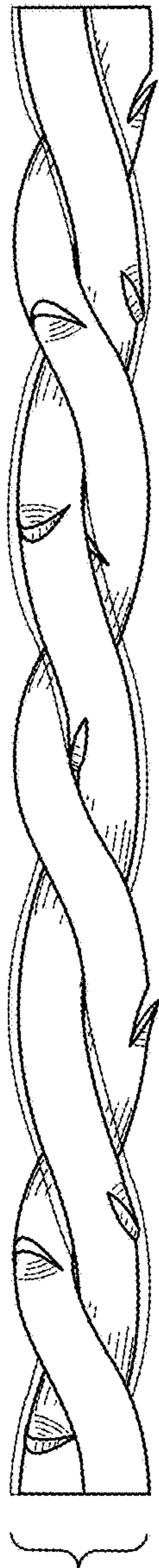


FIG. 1

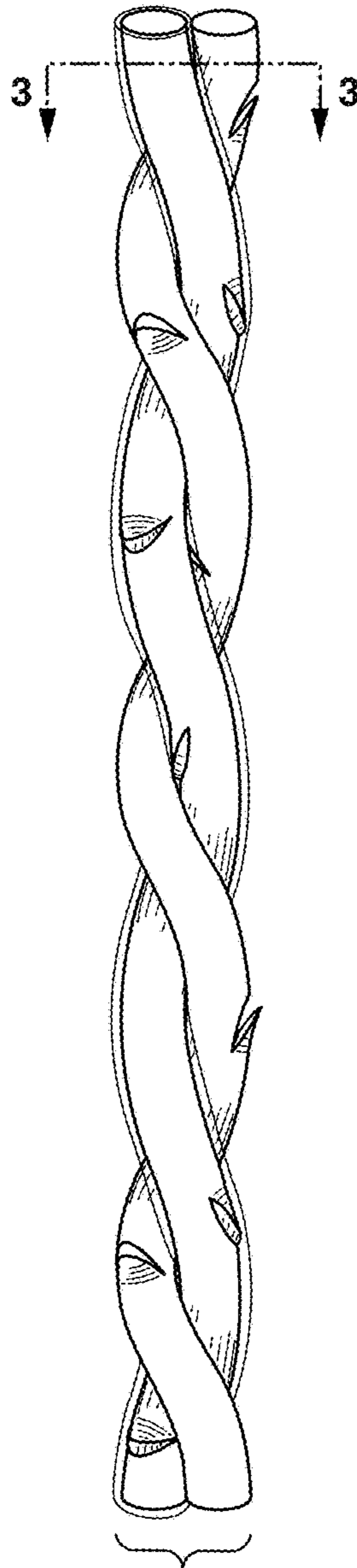


FIG. 2

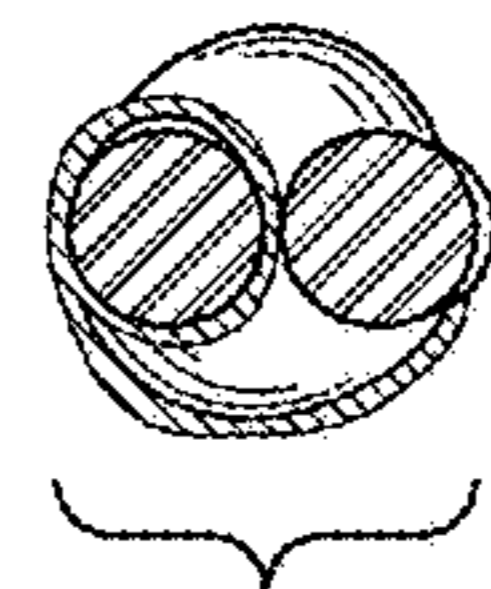


FIG. 3

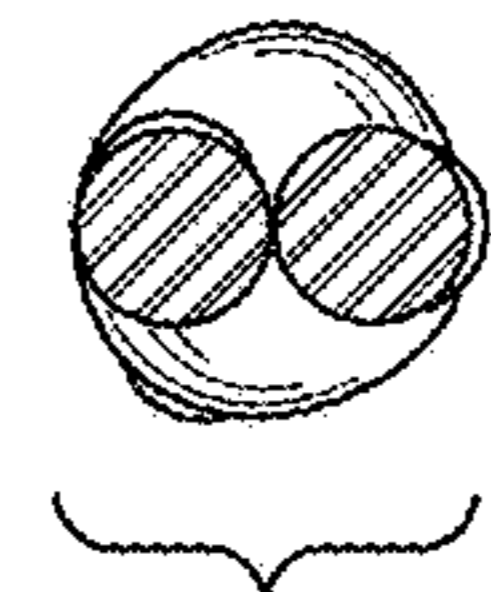


FIG. 4